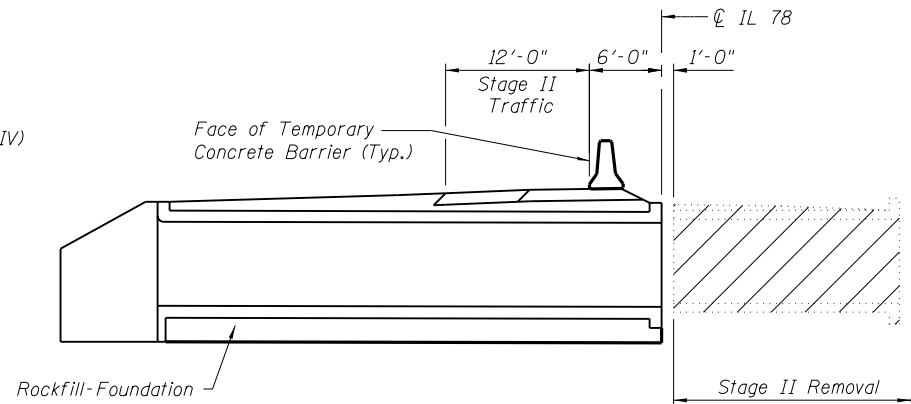


**STAGE I REMOVAL**  
(Looking South)



**STAGE II REMOVAL**  
(Looking South)

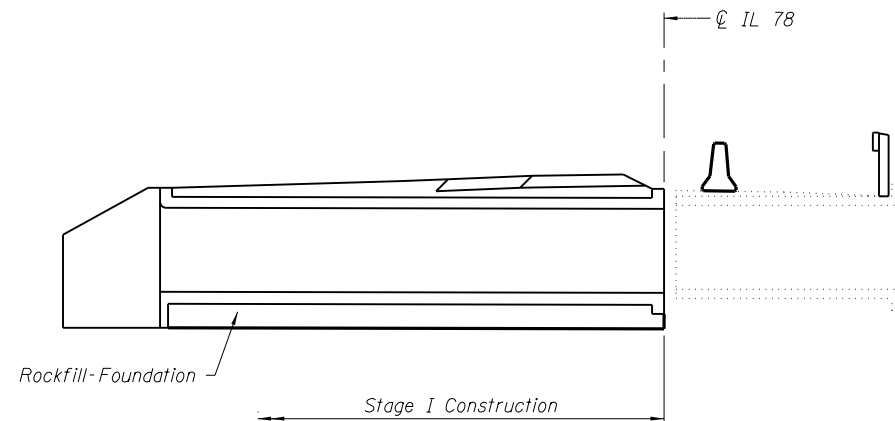
Note: Dimensions at Rt. L's to CL Roadway unless otherwise noted.

Notes:

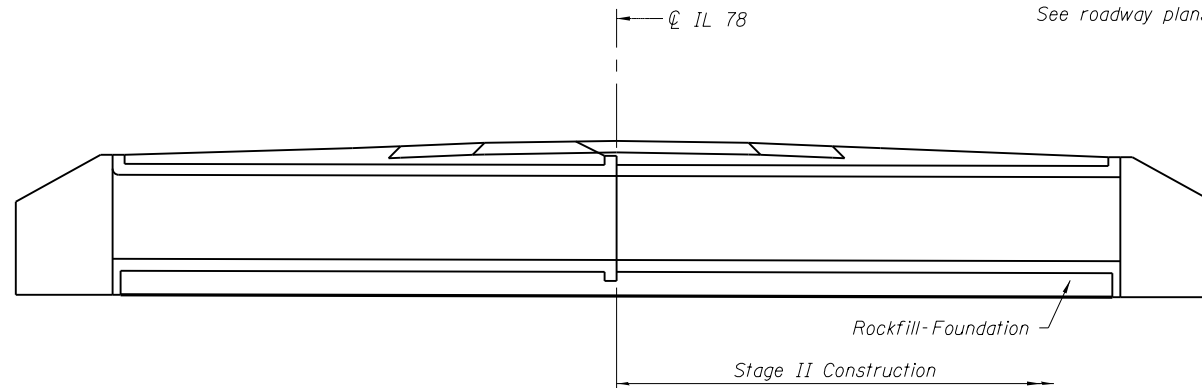
A cantilevered sheet piling design does not appear feasible and additional members or other retention systems may be necessary. The Contractor shall submit a temporary soil retention system design including plan details and calculations for review and acceptance by the Engineer.

Cross-hatched area indicates granular culvert backfill.

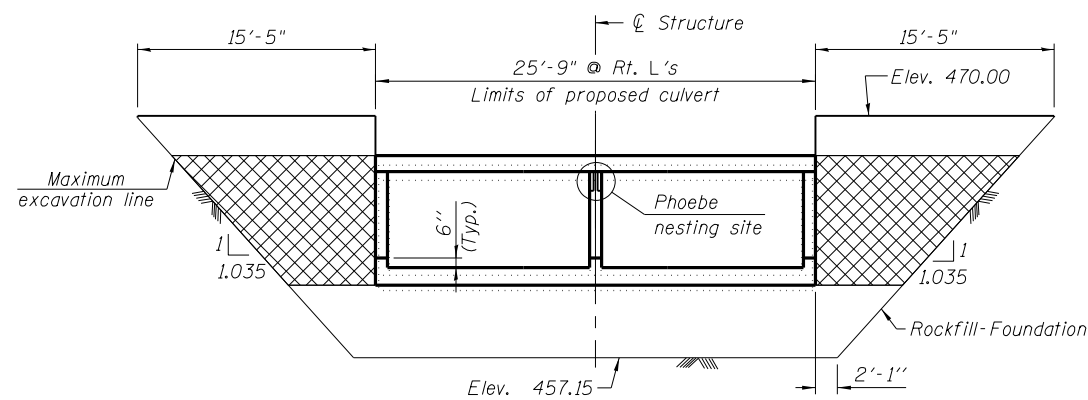
See roadway plans for quantity of temporary concrete barrier.



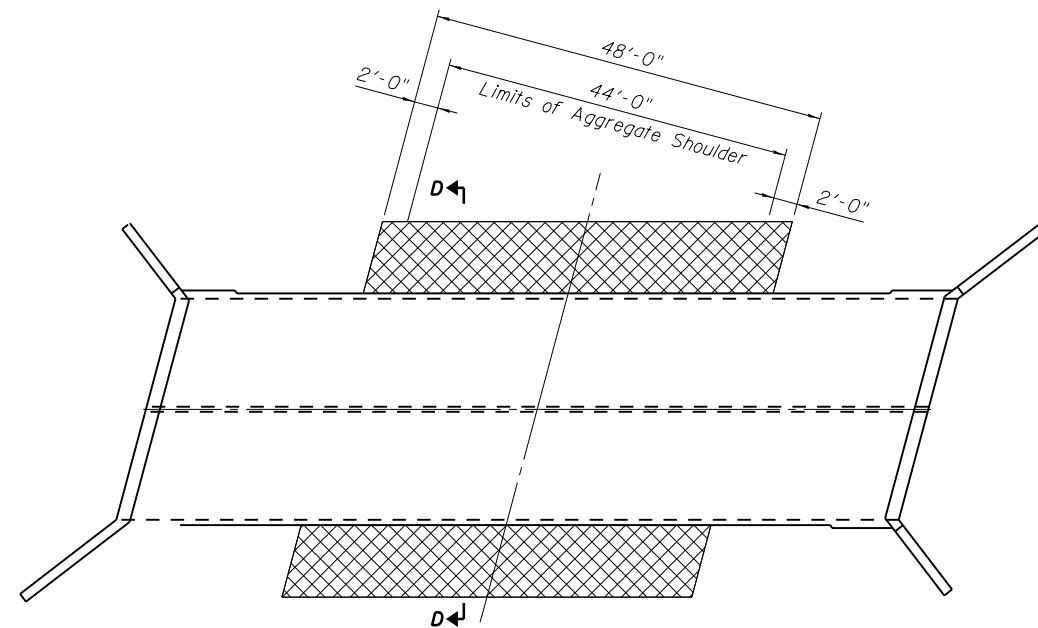
**STAGE I CONSTRUCTION**  
(Looking South)



**STAGE II CONSTRUCTION**  
(Looking South)



**TEMPORARY SOIL RETENTION SYSTEM & SEC D-D**  
(Dimensions along CL Roadway unless noted otherwise)



**GRANULAR CULVERT BACKFILL**

See Special Provisions for Granular Culvert Backfill

FILE NAME =	USER NAME = sparksgw	DESIGNED - GB	REVISED -
et:\pw\work\p\idot\sparksgw\0279951\0092511-72855-003-STG.dgn		CHECKED - MCB	REVISED -
	PLOT SCALE = 16:0.000000 'ft' / in.	DRAWN - MML	REVISED -
CB PROJECT NO. 07048-14	PLOT DATE = Aug-31-2011 09:41:34AM	CHECKED - MCB	REVISED -

STATE OF ILLINOIS  
DEPARTMENT OF TRANSPORTATION

STAGE CONSTRUCTION DETAILS  
STRUCTURE NO. 009-2511

SHEET NO. 3 OF 9 SHEETS

<b>CB</b> Coombe-Bloxdorf P.C. -CIVIL ENGINEERS- -STRUCTURAL ENGINEERS- -LAND SURVEYORS- Design Firm License No. 184-002703				
F.A.P. RTE.	SECTION	COUNTY	TOTAL SHEETS	SHEET NO.
614	144(B-4)	CASS	97	47
CONTRACT NO. 72B55				
ILLINOIS FED. AID PROJECT				