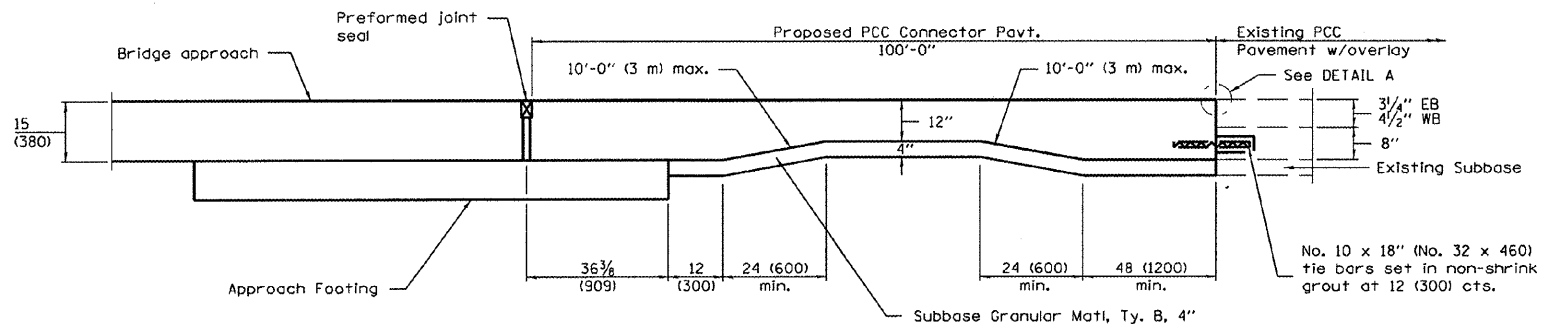
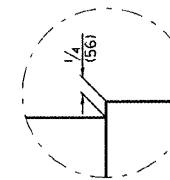


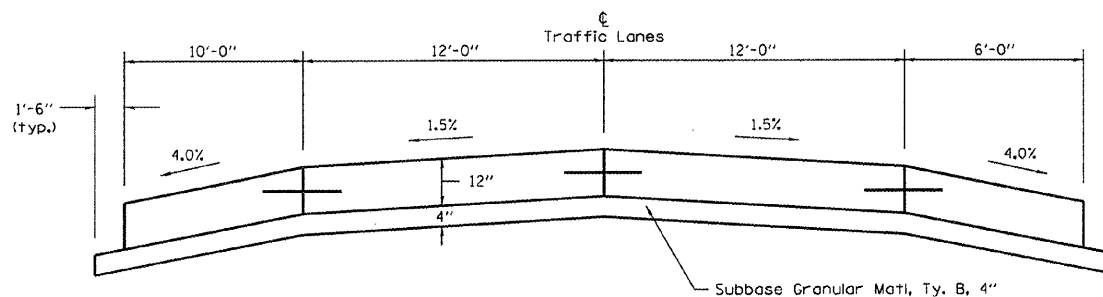
BRIDGE APPROACH PAVEMENT CONNECTOR (PCC)



SECTION A-A



DETAIL A



SECTION B-B

GENERAL NOTES

See Standard 421001 for reinforcement details not shown.

See Standard 420001 for joint details not shown.

See structural plans for additional details of the approach pavement.

See plans for details of bridge approach, approach footing, and preformed joint seal.

All dimensions are in inches unless otherwise indicated.

Reinforcement and tie bars will not be paid for separately, but shall be included in the cost for Bridge Approach Pavement Connector (PCC).

Reinforcement bars shall be epoxy coated.

REVISIONED SHEET 1-5-2012

USER NAME = default	DESIGNED - BTM	REVISED -	STATE OF ILLINOIS DEPARTMENT OF TRANSPORTATION	BRIDGE APPROACH PAVEMENT CONNECTOR (PCC) DETAIL			F.A.J. RTE.	SECTION	COUNTY	TOTAL SHEETS	SHEET NO.
PLOT SCALE = 40.0000' / IN.	DRAWN - BTM	REVISED -					I-72	(84-10-1)BDR	SANGAMON	35	35
PLOT DATE = 12/19/2011	CHECKED - JSA	REVISED -		SCALE: SHEET NO. OF SHEETS STA. TO STA.			ILLINOIS FED. AID PROJECT				
DATE = 8/16/11	REVISIONED -	REVISED -		CONTRACT NO. 72F01							