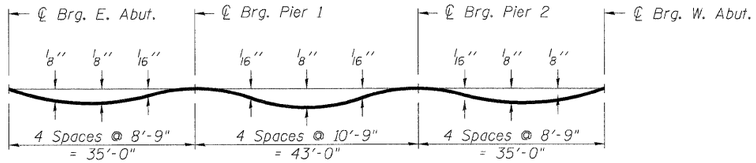

DEAD LOAD DEFLECTION DIAGRAM

(Includes weight of concrete only.)

Note:
The above deflections are not to be used in the field if the engineer is working from the grade elevations adjusted for dead load deflections as shown on sheets 6 of 24 and 7 of 24.

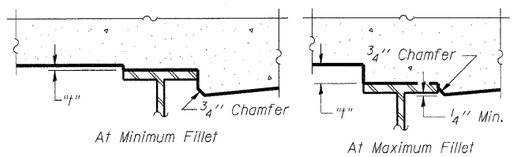

At Minimum Fillet

At Maximum Fillet

To determine "t": After all structural steel has been erected, elevations of the top flanges of the beams shall be taken at intervals shown below. These elevations subtracted from the "Theoretical Grade Elevations Adjusted for Dead Load Deflection" shown below and on sheet 7 of 24, minus slab thickness, equals the fillet heights "t" above top flange of beams.

FILLET HEIGHTS

℄ ROADWAY & PG

Location	Station	Offset	Theoretical Grade Elevations	Theoretical Grade Elev. Adj. For Dead Load Deflection
Bk. E. Abut.	402+19.99	0.00	393.54	393.54
℄ E. Abut.	402+23.59	0.00	393.54	393.54
A	402+33.56	0.00	393.55	393.56
B	402+43.54	0.00	393.55	393.56
℄ Pier 1	402+58.51	0.00	393.55	393.55
C	402+68.50	0.00	393.54	393.54
D	402+78.50	0.00	393.53	393.54
E	402+88.50	0.00	393.51	393.52
℄ Pier 2	403+01.51	0.00	393.48	393.48
F	403+11.53	0.00	393.46	393.46
G	403+21.55	0.00	393.43	393.44
℄ W. Abut.	403+36.59	0.00	393.37	393.37
Bk. W. Abut.	403+40.11	0.00	393.36	393.36

STAGE CONSTRUCTION LINE

Location	Station	Offset	Theoretical Grade Elevations	Theoretical Grade Elev. Adj. For Dead Load Deflection
Bk. E. Abut.	402+20.87	1.27	393.52	393.52
℄ E. Abut.	402+24.49	1.29	393.52	393.52
A	402+34.49	1.33	393.53	393.54
B	402+44.49	1.37	393.53	393.54
℄ Pier 1	402+59.49	1.40	393.52	393.52
C	402+69.49	1.41	393.51	393.52
D	402+79.49	1.42	393.52	393.54
E	402+89.49	1.41	393.48	393.49
℄ Pier 2	403+02.49	1.40	393.46	393.46
F	403+12.50	1.37	393.43	393.44
G	403+22.25	1.34	393.40	393.41
℄ W. Abut.	403+37.50	1.28	393.35	393.35
Bk. W. Abut.	403+41.11	1.26	393.34	393.34

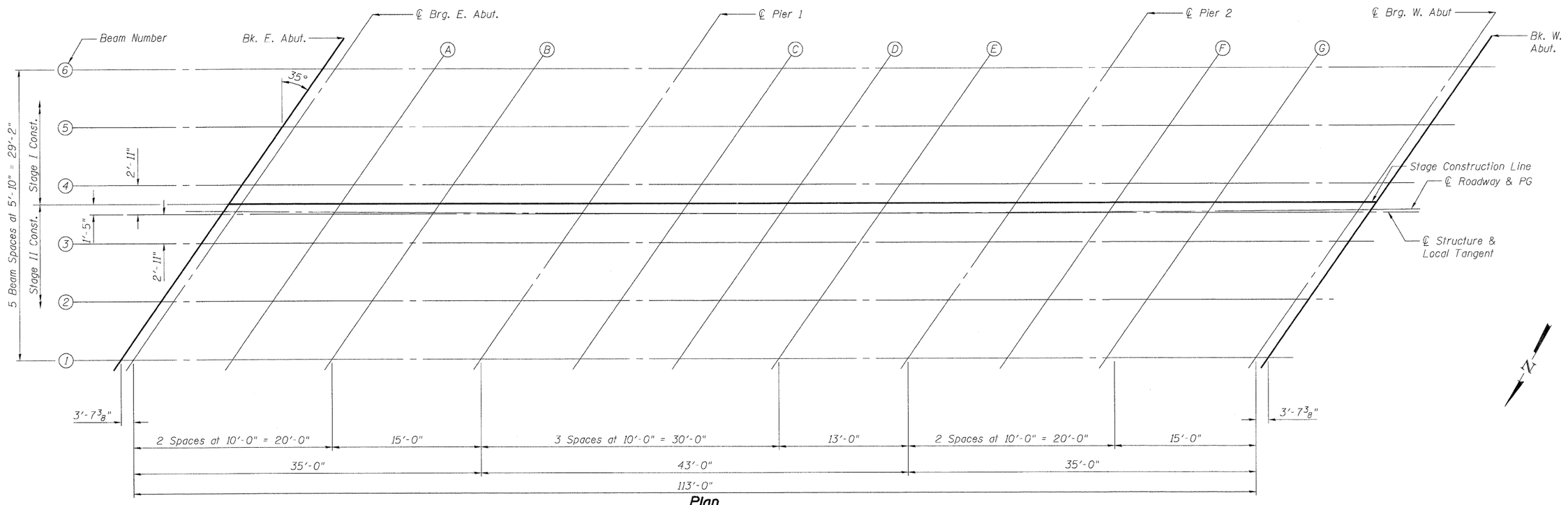

Plan

E-S 7-1-10

DESIGNED	-	DF
CHECKED	-	ADG
DRAWN	-	ADG
CHECKED	-	DF

ESI CONSULTANTS, LTD
763 WINDSOR ROAD
CHARLESTON, IL 61920
(217) 348-1900
WWW.ESICONSULTANTSLTD.COM
ILLINOIS DEPARTMENT OF PROFESSIONAL REGULATION REGISTRATION #184-003685

STATE OF ILLINOIS
DEPARTMENT OF TRANSPORTATION

TOP OF SLAB ELEVATIONS
STRUCTURE NO. 096-0074

SHEET NO. 6 OF 24 SHEETS

F.A.P. RTE.	SECTION	COUNTY	TOTAL SHEETS	SHEET
823	(22,B2A)B-1 & (22,B2B)B-1	Wayne	85	20

CONTRACT NO. 74216

ILLINOIS FEDERAL AID PROJECT

PRINTED DATE: 12/5/2011
FILE NAME = n:\projects\ioot\tab 148, item 25 - d7 various design\work order 06\cadd\drawings\sheets\20 W06-StaElev_1.dgn