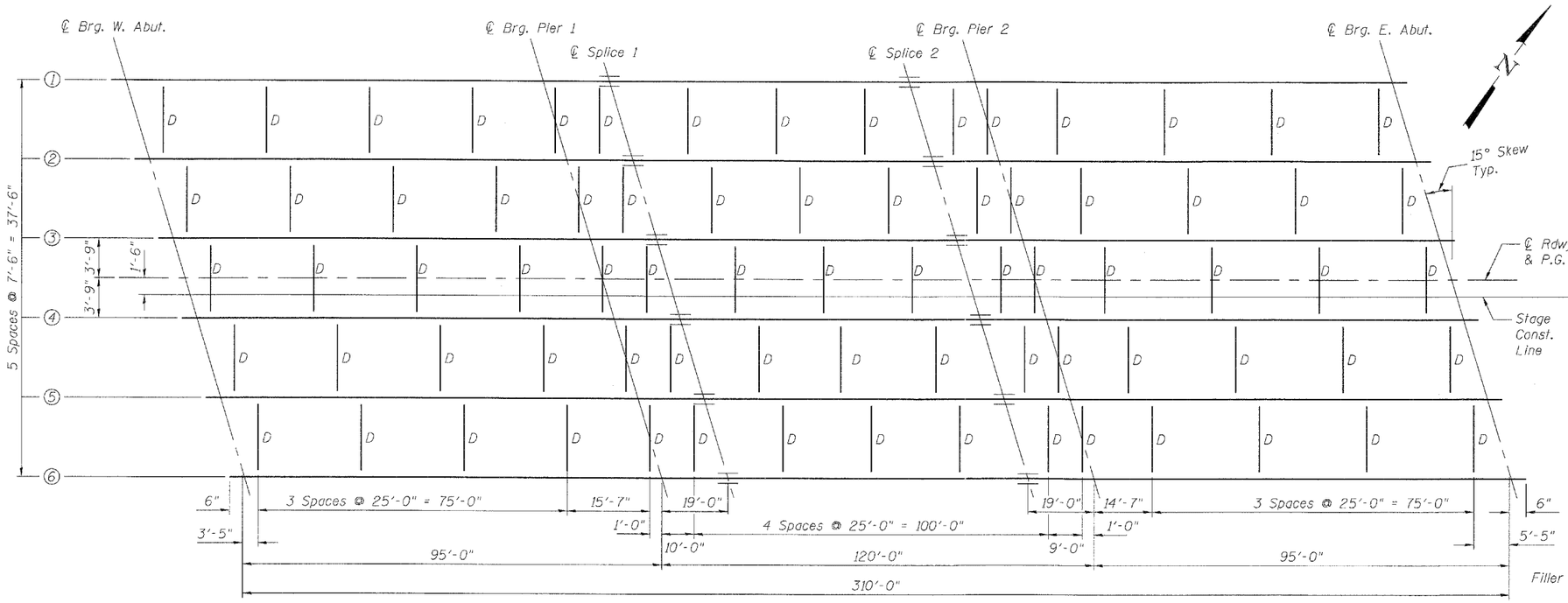

FRAMING PLAN

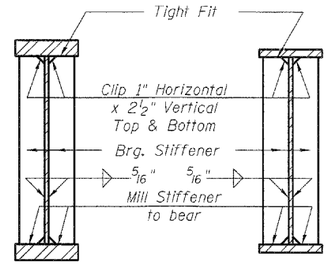

SECTION AT PIER

SECTION AT ABUTMENT

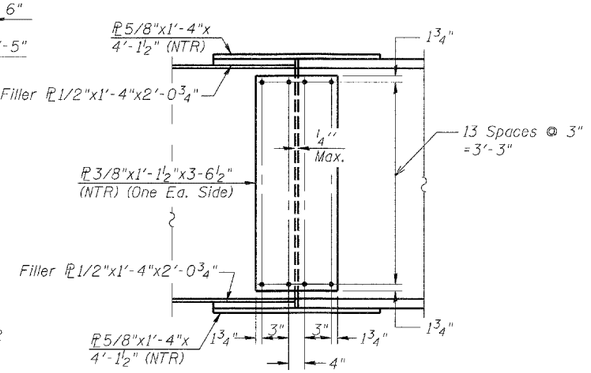

ELEVATION

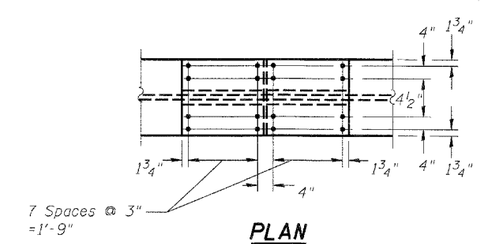

PLAN (TOP AND BOTTOM FLANGE)

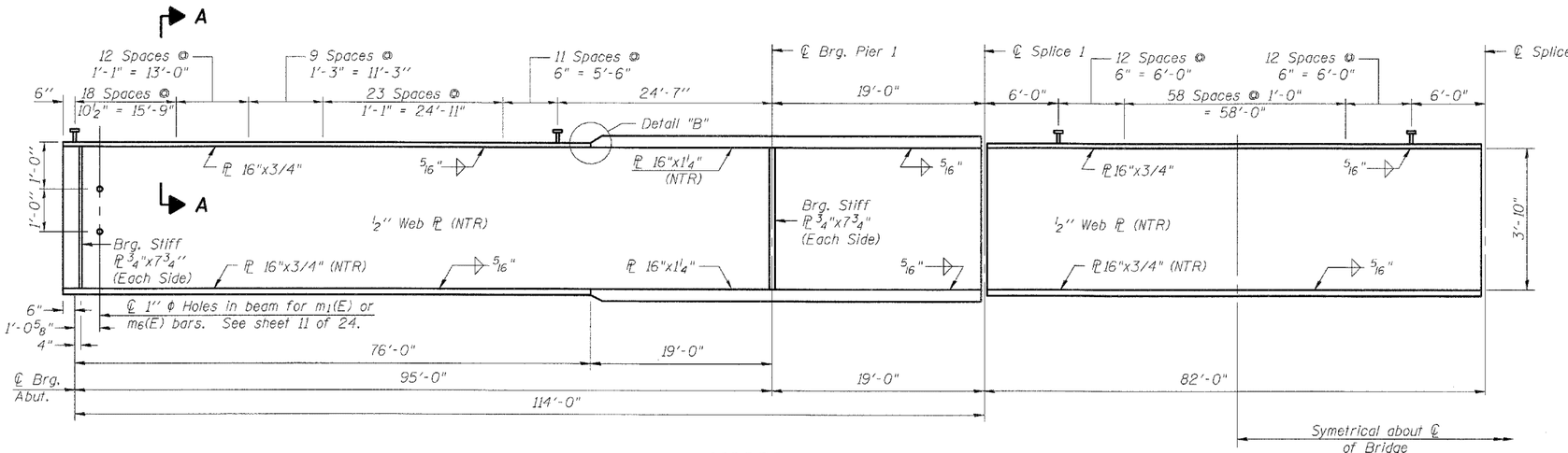

GIRDER ELEVATION

"NTR" denotes plates to which notch toughness requirements are applicable.

Note:
For section A-A, see sheet 15 of 24.
For Detail "B", see sheet 15 of 24.
All structural steel shall be AASHTO M 270 Grade 50W.
See sheet 15 of 24 for diaphragm D details.
Load carrying components designated "NTR" shall conform to the Supplemental Requirements for Notch Toughness, Zone 2.

FIELD SPLICE DETAIL - SPLICES 1 &2

G-1

PRINTED DATE: 5/11/2011
FILE NAME: n:\projects\idot\ptb 148, item 25 - d7 various design\work order 07\cadd\drawings\Sheets\49_Rt16_StructSteel_1.dgn

ESI CONSULTANTS, LTD Excellence. Service. Integrity	PLOT DATE = 5/11/2011	DESIGNED - DF	REVISED -	STATE OF ILLINOIS DEPARTMENT OF TRANSPORTATION	STRUCTURAL STEEL STRUCTURE NO. 015-0075
		CHECKED - ADG, SA	REVISED -		
		DRAWN - ADG	REVISED -		
		CHECKED - DF	REVISED -		SHEET NO. 14 OF 24 SHEETS

F.A.P. RTE.	SECTION	COUNTY	TOTAL SHEETS	SHEET NO.
91	(5BR)B-1	COLES	91	49
		CONTRACT NO. 74244		
FED. ROAD DIST. NO.	ILLINOIS	FED. AID PROJECT		