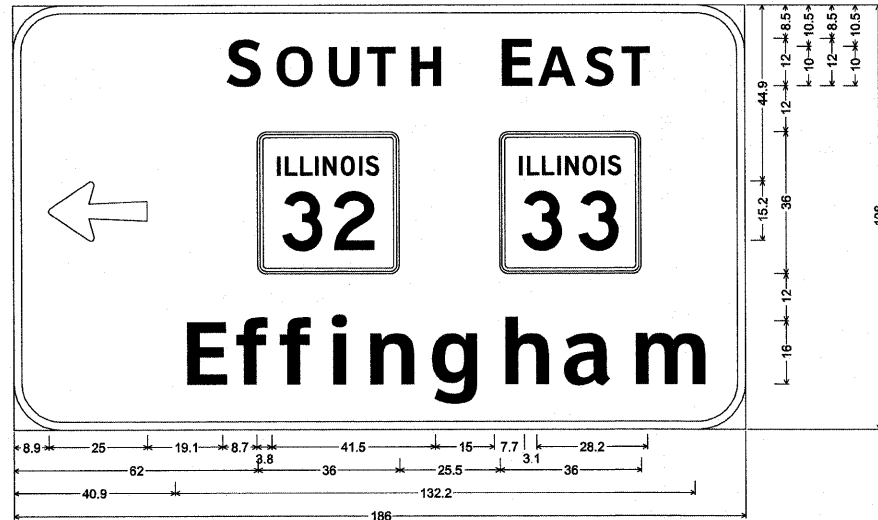
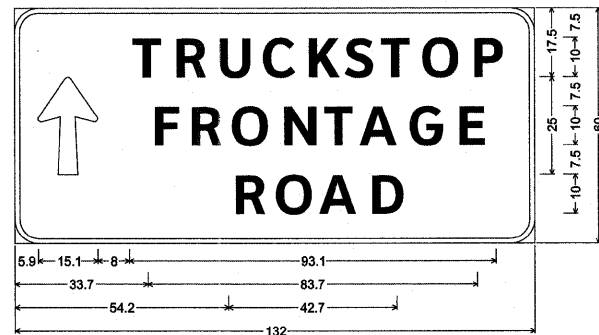


STRUCTURE NUMBER 7S025I057L160.4
 KELLER RAMP A
 STA 26+98



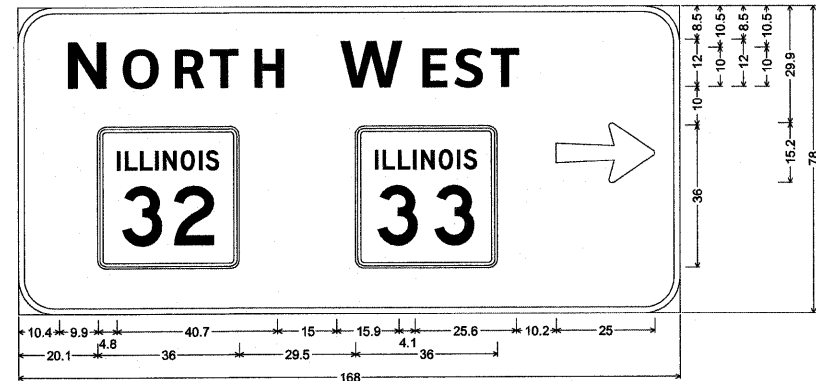
12.0" Radius, 2.0" Border, White on Green;
 Arrow 80 - 25.0" 180"; [S OUTH] ClearviewHwy-5-W; [E AST] ClearviewHwy-5-W; [Effingham] ClearviewHwy-5-W;
 Table of widths and spaces.

←	S	O	U	T	H	E	A	S	T	→										
8.9	25.0	19.1	8.7	3.8	9.3	3.6	7.7	3.0	7.3	2.9	7.7	15.0	7.7	3.1	9.4	2.1	7.3	2.2	7.2	25.0
62.0	36.0	25.5	36.0	26.5																
E	f	f	i	n	g	h	a	m												
40.9	10.2	3.9	7.8	3.3	7.7	4.3	3.8	5.7	11.1	5.4	11.7	6.0	11.1	5.1	11.9	5.1	18.1	12.9		



6.0" Radius, 1.3" Border, White on Green;
 Arrow 80 - 25.0" 90"; [TRUCKSTOP] ClearviewHwy-5-W;
 [FRONTAGE] ClearviewHwy-5-W; [ROAD] ClearviewHwy-5-W;
 Table of widths and spaces.

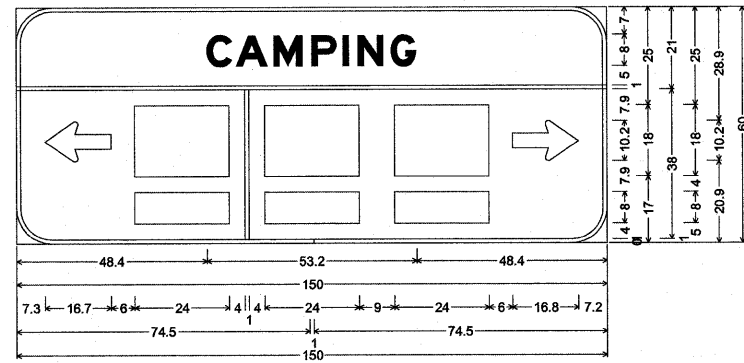
↑	T	R	U	C	K	S	T	O	P	R	O	A	D							
5.9	15.1	8.0	7.2	3.0	7.5	3.5	7.7	3.7	8.1	3.2	7.7	2.1	7.3	2.2	7.2	2.6	9.3	3.6	7.2	9.9
33.7	6.1	3.3	7.5	3.0	9.3	3.6	8.3	2.9	7.2	2.0	9.3	2.5	8.7	3.6	6.4	14.8				
R	O	A	D																	
54.2	7.5	3.1	9.2	2.6	9.4	2.8	8.1	35.1												



9.0" Radius, 1.5" Border, White on Green;
 [N ORTH] ClearviewHwy-5-W; [W EST] ClearviewHwy-5-W; Arrow 80 - 25.0" 0°;
 Table of widths and spaces.

N	O	R	T	H	W	E	S	T	→											
10.4	9.9	4.8	9.2	3.6	7.6	2.4	7.2	3.0	7.7	15.0	15.9	4.1	6.4	2.6	7.2	2.2	7.2	10.2	25.0	6.4
20.1	36.0	29.5	36.0	46.4																

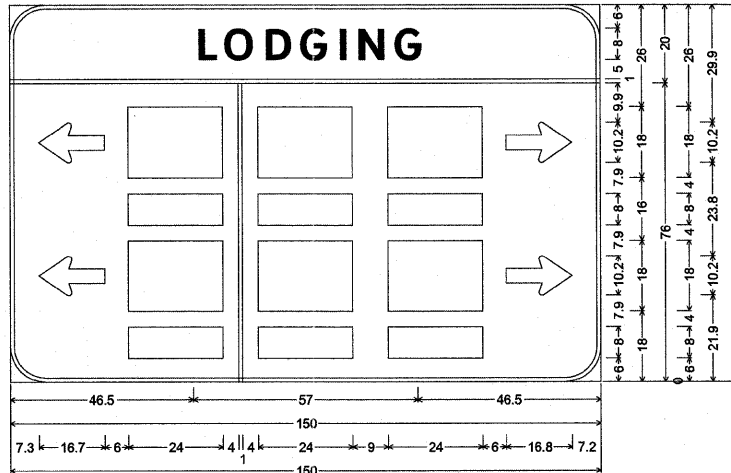
SNO16
 STA 22+50 (KELLER RAMP A)



9.0" Radius, 1.0" Border, White on Blue;
 [CAMPING] E Mod 2K; Standard Arrow Custom 16.8" X 10.1" 180°; Rectangle Blue;
 Rectangle Blue; Rectangle Blue; Rectangle Blue; Standard Arrow Custom 16.8" X 10.1" 0°;
 Rectangle Blue; Rectangle Blue;
 Table of widths and spaces.

C	A	M	P	I	N	G								
48.4	6.4	1.0	8.1	1.4	7.5	2.2	6.5	1.4	1.6	2.3	6.4	2.0	6.4	48.4
-0.0	150.0	0.0												
←	7.3	16.7	6.0	24.0	4.0	1.0	4.0	24.0	9.0	24.0	6.0	16.8	7.2	→
30.0	24.0	9.0	24.0	9.0	24.0	30.0								
74.5	1.0	74.5												

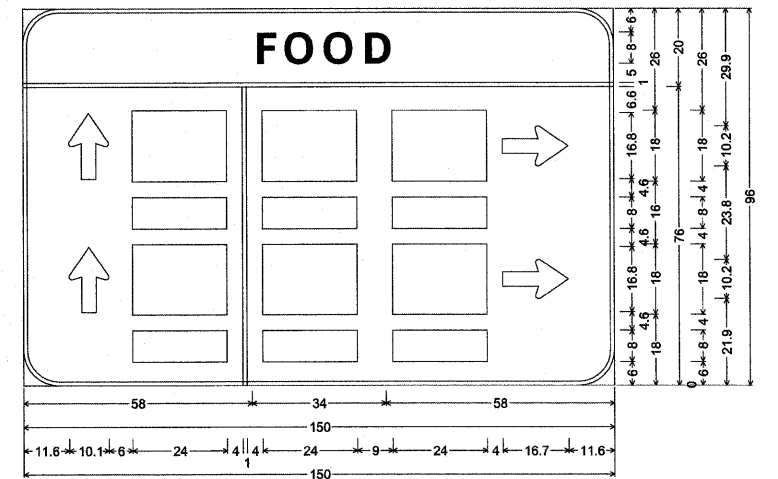
SNO17
 STA 23+50 (KELLER RAMP A)



9.0" Radius, 1.0" Border, White on Blue;
 [LODGING] ClearviewHwy-5-W; Standard Arrow Custom 16.8" X 10.1" 180°;
 Rectangle Blue; Rectangle Blue; Standard Arrow Custom 16.8" X 10.1" 180°;
 Rectangle Blue; Rectangle Blue; Rectangle Blue; Rectangle Blue;
 Standard Arrow Custom 16.8" X 10.1" 0°; Rectangle Blue; Rectangle Blue; Rectangle Blue;
 Rectangle Blue; Standard Arrow Custom 16.8" X 10.1" 0°; Rectangle Blue; Rectangle Blue;
 Table of widths and spaces.

L	O	D	G	I	N	G								
46.5	4.7	2.1	7.4	2.9	6.5	2.5	6.9	2.9	1.6	3.2	6.6	2.8	6.9	46.5
-0.0	150.0	0.0												
←	7.3	16.7	6.0	24.0	4.0	1.0	4.0	24.0	9.0	24.0	6.0	16.8	7.2	→
30.0	24.0	9.0	24.0	9.0	24.0	30.0								
74.5	1.0	74.5												

SNO18
 STA 24+50 (KELLER RAMP A)



9.0" Radius, 1.0" Border, White on Blue;
 [FOOD] ClearviewHwy-5-W; Standard Arrow Custom 16.8" X 10.1" 90°; Rectangle Blue;
 Rectangle Blue; Standard Arrow Custom 16.8" X 10.1" 90°; Rectangle Blue;
 Rectangle Blue; Rectangle Blue; Rectangle Blue; Standard Arrow Custom 16.8" X 10.1" 0°;
 Rectangle Blue; Rectangle Blue; Rectangle Blue; Rectangle Blue;
 Standard Arrow Custom 16.8" X 10.1" 0°; Rectangle Blue; Rectangle Blue;
 Table of widths and spaces.

F	O	O	D											
58.0	4.9	2.3	7.4	2.6	7.4	2.9	6.5	58.0						
-0.0	150.0	0.0												
↑	11.6	10.1	6.0	24.0	4.0	1.0	4.0	24.0	9.0	24.0	4.0	16.7	11.6	↑
27.7	24.0	9.0	24.0	9.0	24.0	32.3								
11.6	10.1	6.0	24.0	9.0	24.0	4.0	16.7	11.6						
27.7	24.0	9.0	24.0	9.0	24.0	32.3								

NOT TO SCALE