Notes:
Space reinforcement in cap to miss anchor bolts.

Pour steps monolithically with cap.

For details of piles, see sheet S-48 & S-51 of S-62.

Pier Cap Stirrup bar spacing and quantities are typical about centerline of pier.

Space w1(E) & t2(E) bars in pier footing to miss piles.

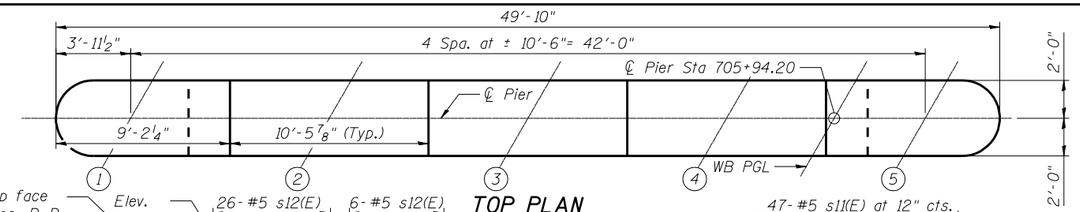

TOP PLAN

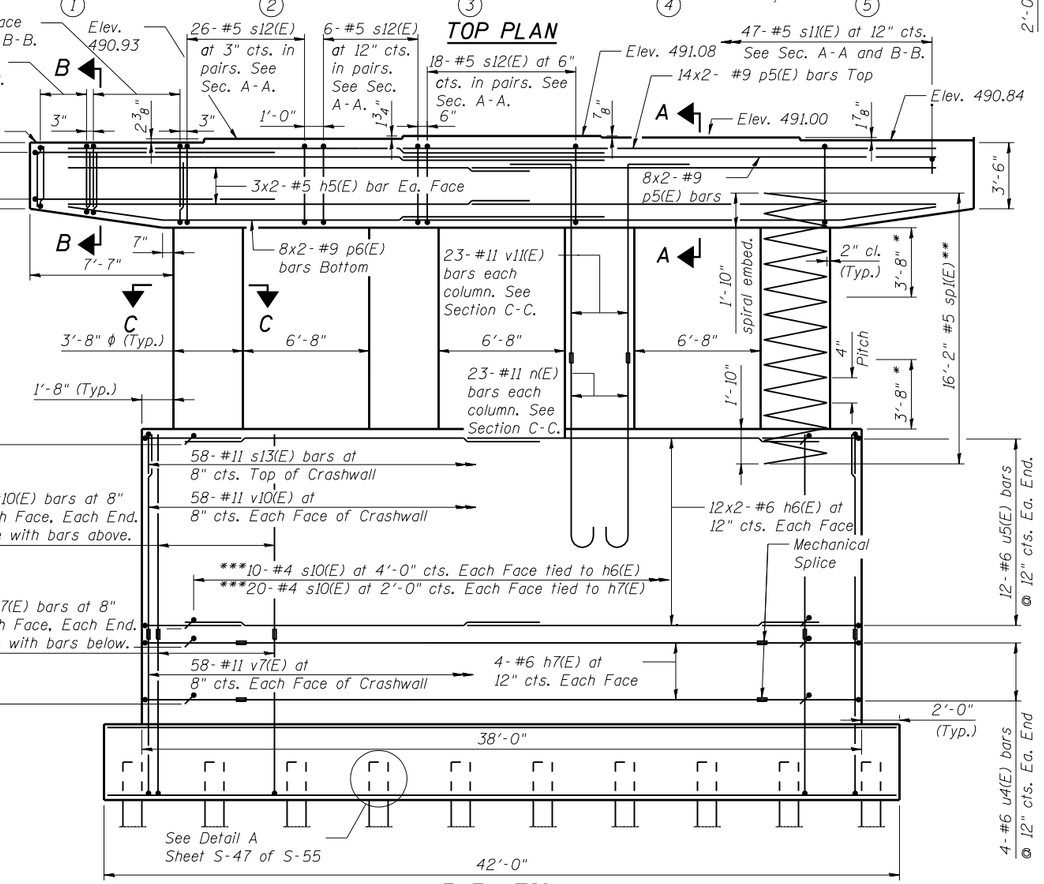

ELEVATION

(Looking East)

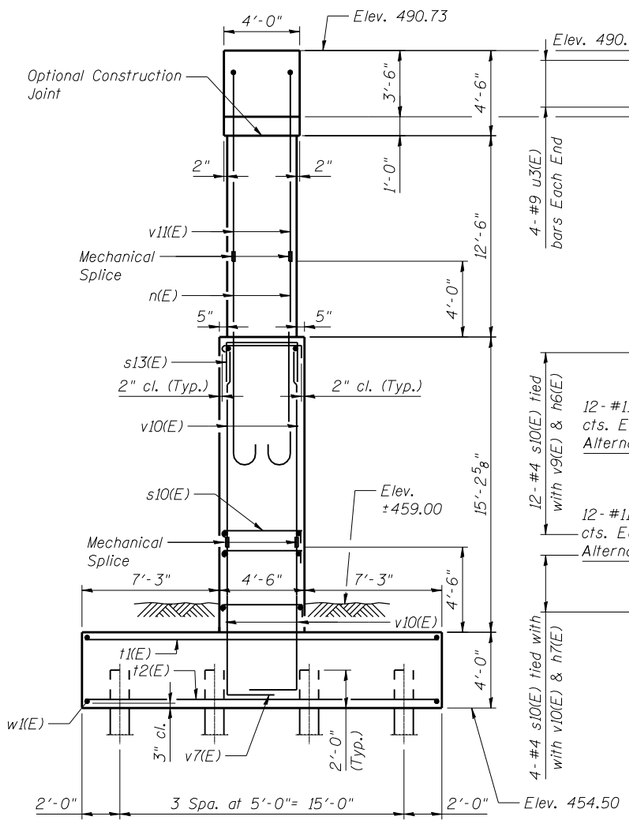

END VIEW

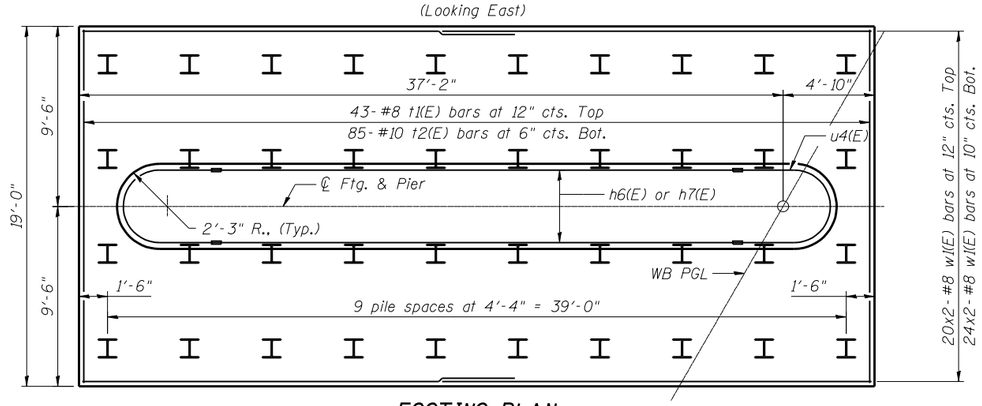

FOOTING PLAN

* Splicing of Reinforcement not allowed in this region.

** When splicing of spiral reinforcement is necessary, the spirals shall be provided with 1½ extra turns at the ends to be spliced. These additional turns shall either be welded together according to AWS D1.4, or shall both terminate with a 135° standard hook.

*** s10(E) bars shall be located at bar grid intersections, and the hooks of all ties shall enclose both horizontal and vertical bars at the intersection. The 90° hooks of adjacent s10(E) bars shall be alternated end-for-end.

PILE DATA

Type: HP 12x53
Nominal Required Bearing: 395 kips
Factored Resistance Available: 217 kips
Est. Length: 57 ft.
No. Production Piles: 39
No. Test Piles: 1

MIN. LAP LENGTH

#5 = 3'-3"
#6 = 3'-10"
#8 = 6'-9"
#9 = 8'-7"

FILE NAME = 0820117-0118-76884-047-Pier-WB.dgn

STV	USER NAME = brazzara	DESIGNED - SAB	REVISED -
		CHECKED - MJK	REVISED -
	PLOT SCALE = 8:0.0000 ':' / IN.	DRAWN - RAB	REVISED -
	PLOT DATE = 10/19/2011	CHECKED - SAB	REVISED -

STATE OF ILLINOIS
DEPARTMENT OF TRANSPORTATION

PIER PLAN AND ELEVATION WESTBOUND
STRUCTURE NO. 082-0117 (E.B.) 082-0118 (W.B.)
SHEET NO. S-47 OF S-62 SHEETS

F.A.P. RTE.	SECTION	COUNTY	TOTAL SHEETS	SHEET NO.
103	27-1-VHB-1	ST. CLAIR	277	162
		CONTRACT NO. 76884		
		ILLINOIS FED. AID PROJECT		