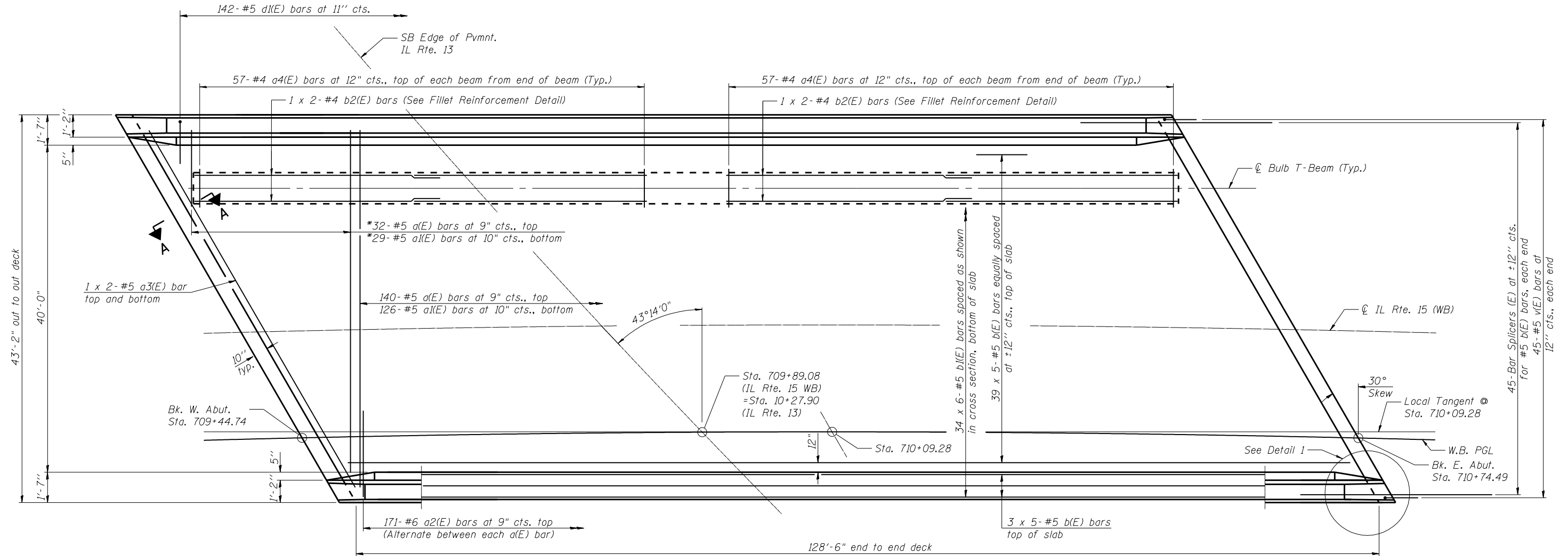
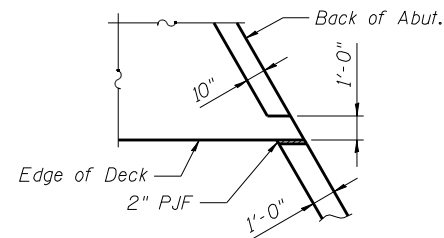
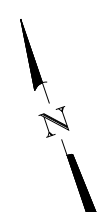


* Order a(E) and a1(E) bars full length.
Cut to fit skew and use remainder of
bars in opposite end.



DECK PLAN WESTBOUND



DETAIL 1

(Parapet and approach not included)

MINIMUM BAR LAP

#4 Bars = 2'-1"
#5 Bars = 2'-7"

Notes:
See sheet S-21 of S-51 for parapet elevation,
details and Bill of Material.
For Section A-A and diaphragm details see
sheet S-19 of S-51.
Bars indicated thus 39 x 5-#5 etc. indicates
39 lines of bars with 5 lengths per line.
See sheet S-21 of S-51 for parapet reinforcement.
See sheet S-17 of S-51 for deck cross section.
See sheet S-17 of S-51 for fillet reinforcement.

FILE NAME = 0820119-0120-76884-015-DeckPlanWB.dgn



USER NAME = brazzera	DESIGNED - MJK	REVISED -
	CHECKED - JAN	REVISED -
PLOT SCALE = 1/8" = 1'-0"	DRAWN - MJK	REVISED -
PLOT DATE = 10/19/2011	CHECKED - JAN	REVISED -

**STATE OF ILLINOIS
DEPARTMENT OF TRANSPORTATION**

**DECK PLAN WESTBOUND
STRUCTURE NO. 082-0119 (E.B.) & 082-0120 (W.B.)**

SHEET NO. S-15 OF S-51 SHEETS

F.A.P. RTE.	SECTION	COUNTY	TOTAL SHEETS	SHEET NO.
103	27-1-VHB-1	ST. CLAIR	277	192
CONTRACT NO. 76884			ILLINOIS FED. AID PROJECT	