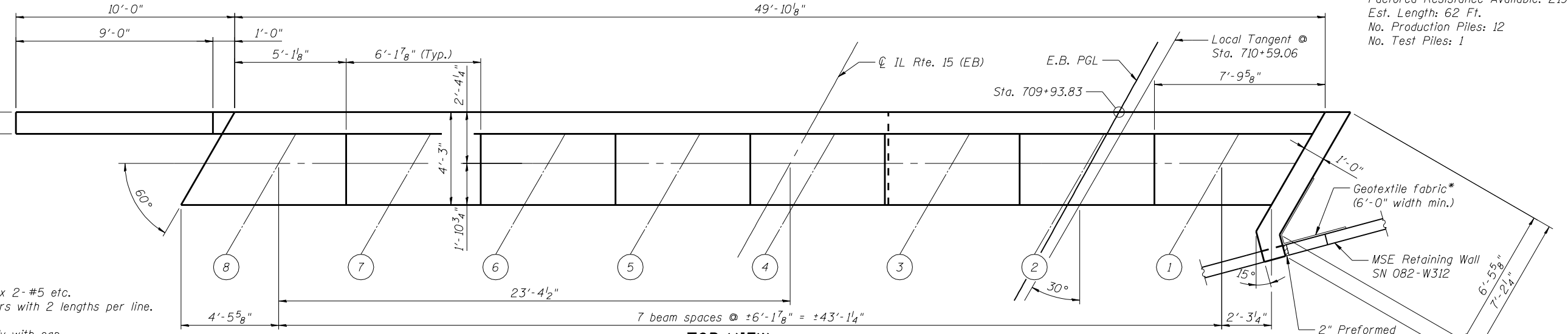
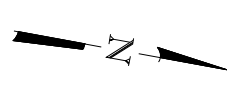


ELEVATION
(Looking West)
49'-10 1/8"

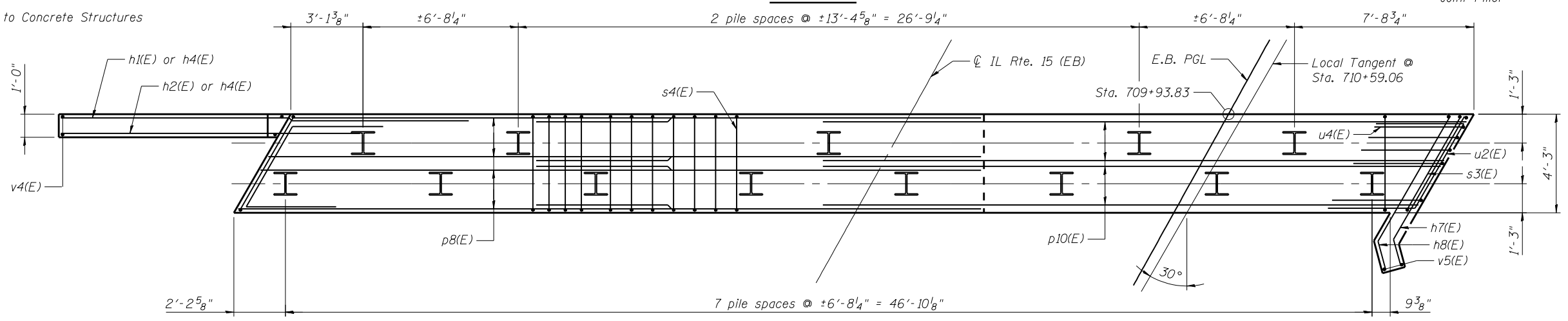
PILE DATA
Type: Steel HP 12 x 53
Nominal Required Bearing: 399 Kips
Factored Resistance Available: 219 Kips
Est. Length: 62 Ft.
No. Production Piles: 12
No. Test Piles: 1



TOP VIEW

MIN. BAR LAP
#5 bar = 2'-7"
#7 bar = 5'-10"

NOTES:
Bars indicated thus 4 x 2- #5 etc. indicates 4 lines of bars with 2 lengths per line.
Cast steps monolithically with cap.
*Item incidental to Concrete Structures



PILE PLAN

FILE NAME = 0820119-0120-76884-036-WestAbut.EB.dgn



USER NAME = brazzera	DESIGNED - MJK	REVISED -
	CHECKED - SAB	REVISED -
PLOT SCALE = 5/4,000 1" = 40'	DRAWN - MJK	REVISED -
PLOT DATE = 10/19/2011	CHECKED - SAB	REVISED -

STATE OF ILLINOIS
DEPARTMENT OF TRANSPORTATION

WEST ABUTMENT PLAN AND ELEVATION EASTBOUND
STRUCTURE NO. 082-0119 (E.B.) & 082-0120 (W.B.)

SHEET NO. S-36 OF S-51 SHEETS

F.A.P. RTE. 103	SECTION 27-1-VHB-1	COUNTY ST. CLAIR	TOTAL SHEETS 277	SHEET NO. 213
CONTRACT NO. 76884			ILLINOIS FED. AID PROJECT	