







BITTLE PLACE

IL 13 (WB)

IL 13 (EB)

PROPOSED IL 13

LEGEND

-  HOT-MIX ASPHALT PAVEMENT (FULL-DEPTH), 12"
-  HOT-MIX ASPHALT SURFACE REMOVAL, VARIABLE DEPTH
POLYMERIZED HOT-MIX ASPHALT BINDER COURSE, IL 19.0, N105, VARIABLE DEPTH
POLYMERIZED HOT-MIX ASPHALT SURFACE COURSE, MIX "E", N105, 1/2"
-  HOT-MIX ASPHALT SHOULDERS, 12"
-  CONCRETE MEDIAN SURFACE, 4 INCH
-  CONCRETE MEDIAN, TYPE SM-6.06 (SPECIAL)
-  COMBINATION CONCRETE CURB AND GUTTER, TYPE M-6.24

NOTE:
SEE TYPICAL SECTIONS AND
PAVING SCHEDULES FOR PAVEMENT
LIMITS AND QUANTITIES.

FILE NAME = ...D978182-sht-const_details-005.dgn	USER NAME = Rob Heady	DESIGNED - BJD	REVISED -
		DRAWN - MJO	REVISED -
		CHECKED - BJD	REVISED -
		DATE - 10/07/11	REVISED -

**STATE OF ILLINOIS
DEPARTMENT OF TRANSPORTATION**

**CONSTRUCTION DETAILS
IL ROUTE 13**

SCALE: 1" = 20' SHEET NO. OF SHEETS STA. TO STA.

F.A. RTE.	SECTION	COUNTY	TOTAL SHEETS	SHEET NO.
* (X1-6-2)HBK-2, HB-1.2; (X-1)R-1		WILLIAMSON	968	362
* F.A.I. 57 AND F.A.P. 331				CONTRACT NO. 78182
ILLINOIS FED. AID PROJECT				