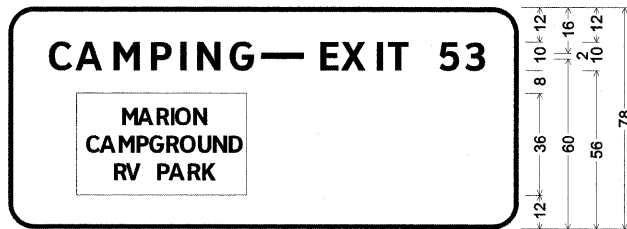


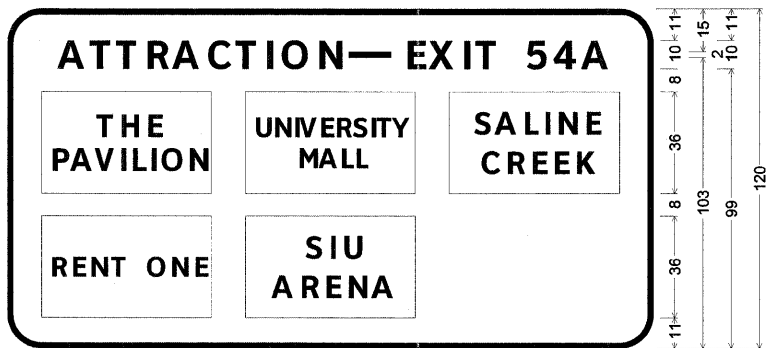
46 + 40 (I-57 NB)



9.0" Radius, 1.5" Border, White on Blue;  
 [CAMPING] ClearviewHwy-5-W; [EXIT 53] ClearviewHwy-5-W;  
 Table of widths and spaces.

C	A	M	P	I	N	G							
12.7	8.2	2.0	9.4	2.9	9.2	3.9	7.3	3.2	1.9	4.0	8.3	3.5	8.7
	4.0	15.0	4.0	E	X	I	T						
		6.3	2.2	8.6	2.8	1.9	3.0	7.3					
	5	3											
	10.5	6.9	2.6	7.0	12.7								
24.0	60.0	12.0	60.0	24.0									

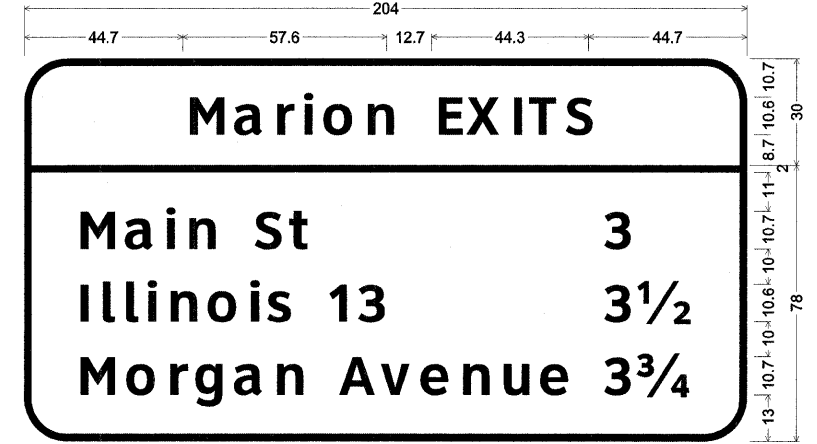
62 + 49 (I-57 NB)  
 N = 377468.9, E = 801721.3



12.0" Radius, 2.0" Border, White on Blue;  
 [ATTRACTION] ClearviewHwy-5-W; [EXIT 54A] ClearviewHwy-5-W;  
 Table of widths and spaces.

A	T	T	R	A	C	T	I	O	N										
16.9	9.3	1.9	7.2	2.0	7.2	3.0	7.5	2.4	9.4	2.5	8.1	2.1	7.2	3.0	2.0	3.6	9.2	3.6	8.3
	4.0	15.0	4.0	E	X	I	T												
		6.3	2.2	8.7	2.7	2.0	3.0	7.2	10.5	6.9	2.8	7.9	2.2	9.3	16.9				
11.9	60.0	12.0	60.0	12.0	60.2	11.9													
12.0	60.0	12.0	60.0	12.0	60.0	12.0													

128 + 85 (I-57 NB)  
 N = 370893.0, E = 801257.9



12.0" Radius, 2.0" Border, White on Green;  
 [Marion EXITS] ClearviewHwy-5-W;  
 12.0" Radius, 2.0" Border, White on Green;  
 [Main St] ClearviewHwy-5-W; [3 ] ClearviewHwy-5-W; [Illinois 13] ClearviewHwy-5-W;  
 [3 1/2] ClearviewHwy-5-W; [Morgan Avenue] ClearviewHwy-5-W; [3 3/4] ClearviewHwy-5-W;  
 Table of widths and spaces.

M	a	r	i	o	n														
44.7	9.8	3.5	8.0	3.3	4.9	2.9	2.5	3.4	8.3	3.6	7.4								
	E	X	I	T	S														
	12.7	6.7	2.4	9.2	2.9	2.1	3.2	7.7	2.4	7.7	44.7								
2.0	200.0	2.0																	
M	a	i	n	S	t	3													
13.8	9.9	3.5	7.9	3.1	2.6	3.8	7.4	11.8	7.7	2.3	5.2	83.7	7.5	33.8					
I	l	l	i	n	o	i	s	1	3										
13.8	2.1	4.2	3.4	3.2	3.3	3.0	2.5	3.8	7.4	3.7	8.2	3.4	2.5	3.0	6.8	10.9	4.9	3.2	7.4
	3	1/2																	
	62.0	7.5	1.7	17.6	14.5														
M	o	r	g	a	n														
13.8	9.9	3.7	8.2	3.7	4.8	2.8	7.7	3.4	8.0	3.3	7.4								
A	v	e	n	u	e	3	3/4												
11.5	10.0	1.7	8.1	2.4	7.9	3.6	7.4	4.0	7.3	3.6	7.9	10.6	7.5	1.7	17.6	14.5			

EFK Moen, LLC  
 Civil Engineering Design