






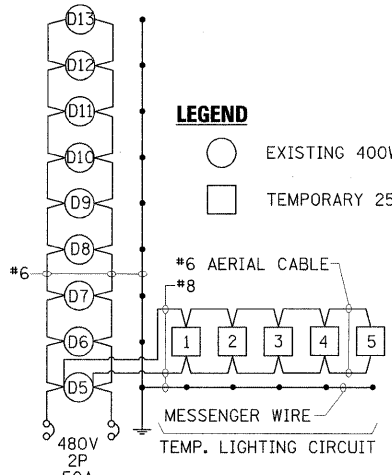
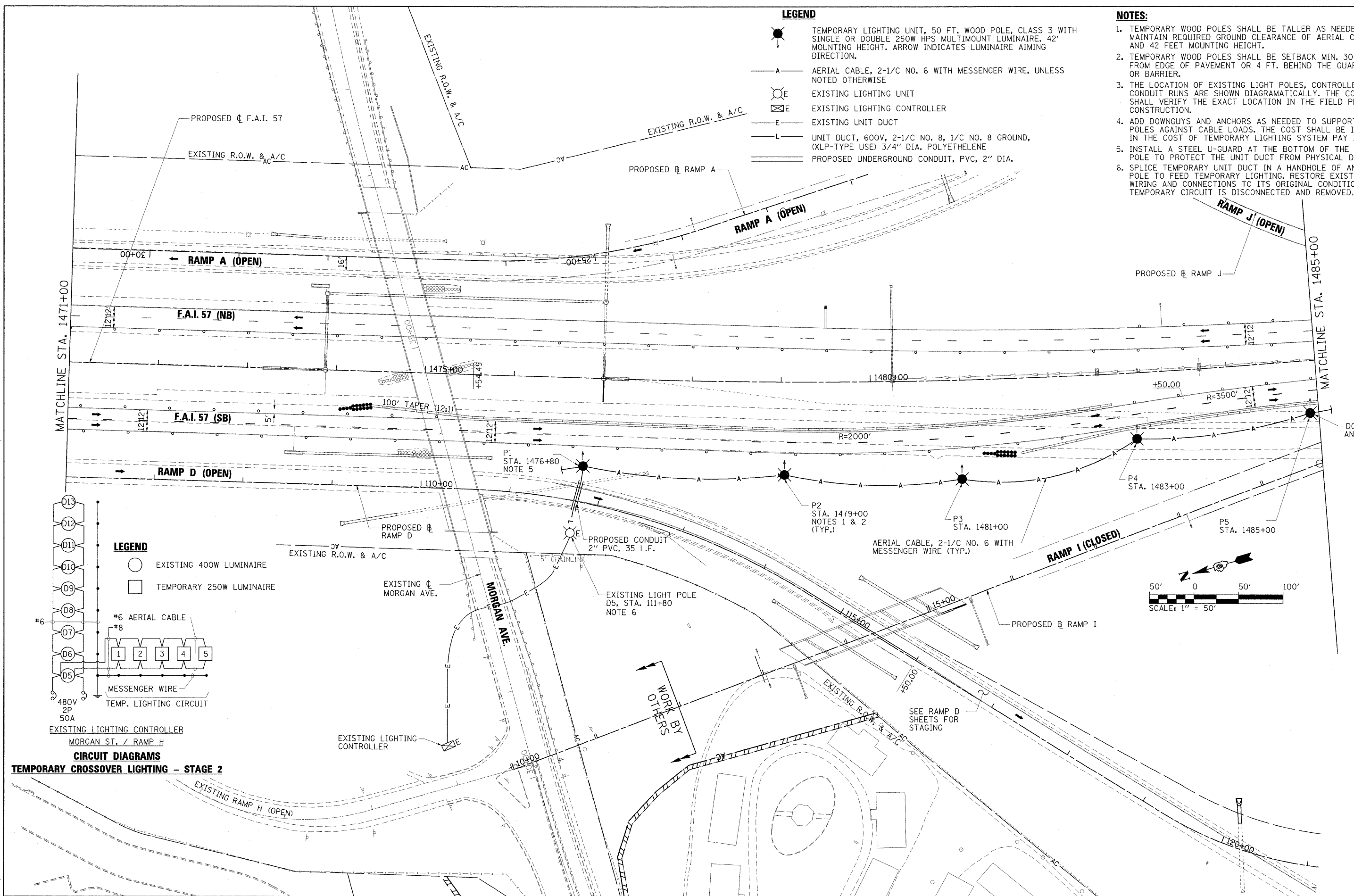


LEGEND



-  TEMPORARY LIGHTING UNIT, 50 FT. WOOD POLE, CLASS 3 WITH SINGLE OR DOUBLE 250W HPS MULTIMOUNT LUMINAIRE, 42' MOUNTING HEIGHT. ARROW INDICATES LUMINAIRE AIMING DIRECTION.
-  AERIAL CABLE, 2-1/2 NO. 6 WITH MESSENGER WIRE, UNLESS NOTED OTHERWISE
-  EXISTING LIGHTING UNIT
-  EXISTING LIGHTING CONTROLLER
-  EXISTING UNIT DUCT
-  UNIT DUCT, 600V, 2-1/2 NO. 8, 1/2 NO. 8 GROUND, (XLP-TYPE USE) 3/4" DIA. POLYETHELENE
-  PROPOSED UNDERGROUND CONDUIT, PVC, 2" DIA.

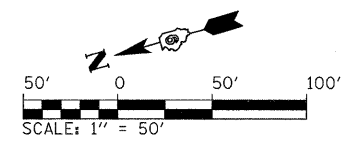
NOTES:

1. TEMPORARY WOOD POLES SHALL BE TALLER AS NEEDED TO MAINTAIN REQUIRED GROUND CLEARANCE OF AERIAL CABLES AND 42 FEET MOUNTING HEIGHT.
2. TEMPORARY WOOD POLES SHALL BE SETBACK MIN. 30 FT. FROM EDGE OF PAVEMENT OR 4 FT. BEHIND THE GUARDRAIL OR BARRIER.
3. THE LOCATION OF EXISTING LIGHT POLES, CONTROLLERS AND CONDUIT RUNS ARE SHOWN DIAGRAMMATICALLY. THE CONTRACTOR SHALL VERIFY THE EXACT LOCATION IN THE FIELD PRIOR TO CONSTRUCTION.
4. ADD DOWNGUYS AND ANCHORS AS NEEDED TO SUPPORT THE POLES AGAINST CABLE LOADS. THE COST SHALL BE INCLUDED IN THE COST OF TEMPORARY LIGHTING SYSTEM PAY ITEM.
5. INSTALL A STEEL U-GUARD AT THE BOTTOM OF THE WOOD POLE TO PROTECT THE UNIT DUCT FROM PHYSICAL DAMAGE.
6. SPLICE TEMPORARY UNIT DUCT IN A HANDHOLE OF AN EXISTING POLE TO FEED TEMPORARY LIGHTING. RESTORE EXISTING POLE WIRING AND CONNECTIONS TO ITS ORIGINAL CONDITION AFTER TEMPORARY CIRCUIT IS DISCONNECTED AND REMOVED.



LEGEND

-  EXISTING 400W LUMINAIRE
-  TEMPORARY 250W LUMINAIRE



CIRCUIT DIAGRAMS
TEMPORARY CROSSOVER LIGHTING - STAGE 2

FILE NAME = ...D978182-sh1-Light-157-005A.dgn	USER NAME = Gary Davis	DESIGNED - IDOT CENTRAL OFFICE	REVISED -	STATE OF ILLINOIS DEPARTMENT OF TRANSPORTATION	TEMPORARY LIGHTING PLAN STAGE 2	F.A. RTE.	SECTION	COUNTY	TOTAL SHEETS	SHEET NO.
	PLOT SCALE = 50.0000' / IN.	DRAWN - GLD (CMT)	REVISED -			• (X1-6-2)HBK-2, HB-1,2; (X-1R-1	WILLIAMSON	968	547	
	PLOT DATE = 10/12/2011	CHECKED -	REVISED -			• F.A.I. 57 AND F.A.P. 331			CONTRACT NO. 78182	
		DATE - 10/7/2011	REVISED -			ILLINOIS FED. AID PROJECT				

L5A

SCALE: 1" = 50' SHEET NO. L5A OF L42 SHEETS STA. 1471+00 TO STA. 1485+00