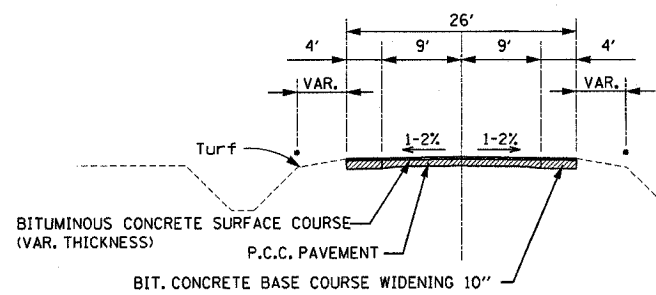
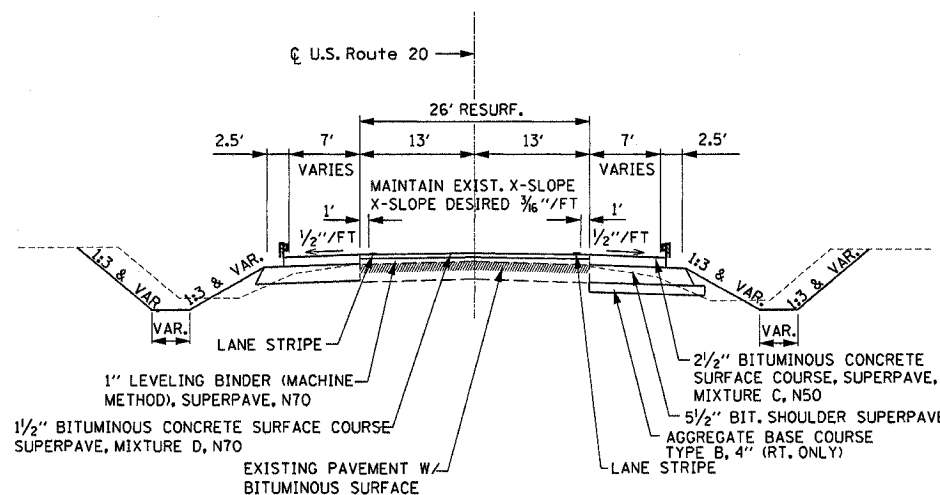


**EXISTING TYPICAL ROADWAY CROSS-SECTION**

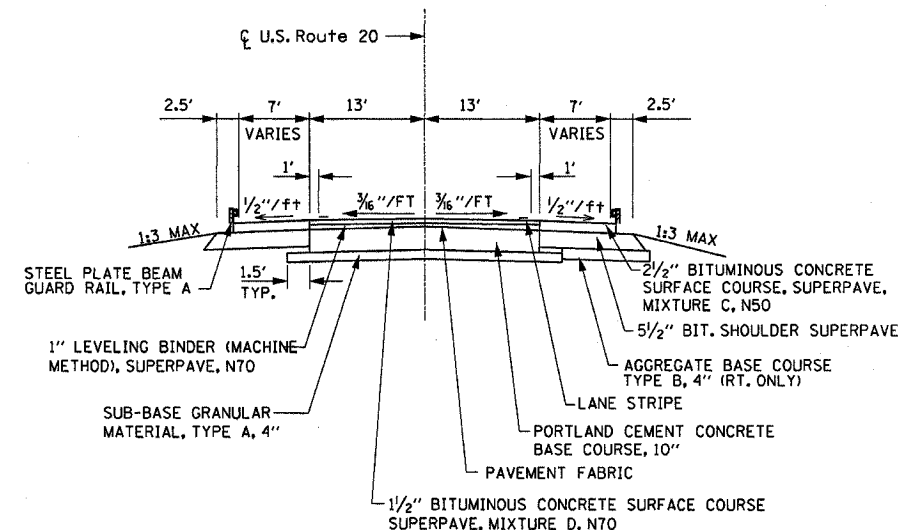


- Foreslope averages 6:1 (west of structure)
- Foreslope averages 3:1 (east of structure)
- Lanes are striped at 12 ft.

**PROPOSED TYPICAL ROADWAY CROSS-SECTION**  
 STA. 121+80 TO 122+86  
 STA. 123+86 TO 124+50



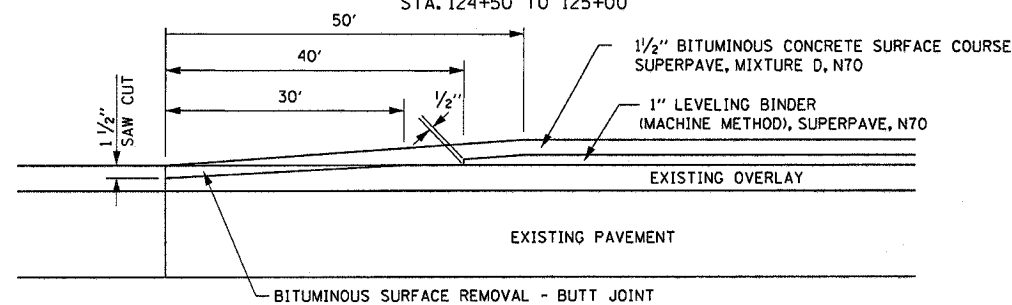
**PROPOSED TYPICAL ROADWAY CROSS-SECTION**  
 STA. 122+86 TO 123+86



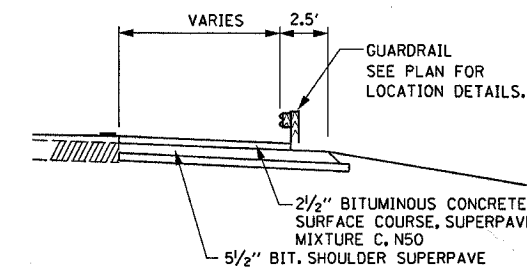
	RAP % (max)
1 1/2" BITUMINOUS CONCRETE SURFACE COURSE SUPERPAVE, MIXTURE D, N70	10
1" LEVELING BINDER (MACHINE METHOD), SUPERPAVE, N70	15
5 1/2" BIT. SHOULDER SUPERPAVE	30
2 1/2" BITUMINOUS CONCRETE SURFACE COURSE SUPERPAVE, MIXTURE C, N50	15

112 LBS/IN./SQ.YD. USED FOR ASPHALT QUANTITIES

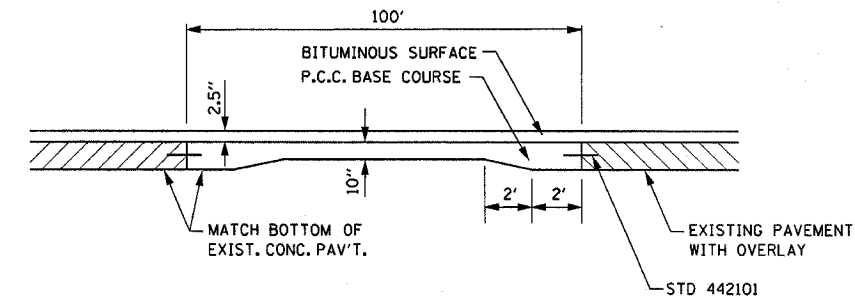
**TYPICAL BUTT JOINT DETAIL**  
 STA. 121+30 TO 121+80  
 STA. 124+50 TO 125+00



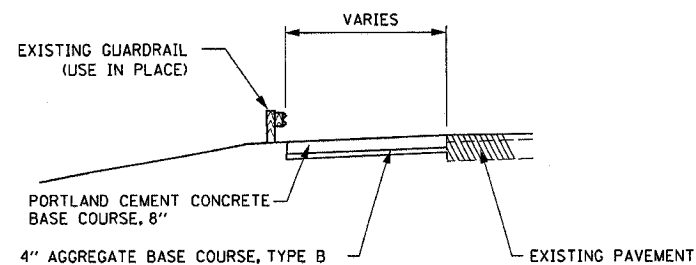
**TYPICAL GUARD RAIL DETAIL**  
 STA. 121+50 TO 126+38



**PORTLAND CEMENT CONCRETE BASE COURSE DETAIL**



**TEMPORARY WIDENING**  
 STA. 121+89 LT TO 124+79 LT



REVISIONS		ILLINOIS DEPARTMENT OF TRANSPORTATION
NAME	DATE	
		TYPICAL CROSS SECTIONS

SCALE: VERT. NO SCALE  
 HORIZ. NO SCALE  
 DATE: 12-12-03  
 DRAWN BY: DH  
 CHECKED BY: SK