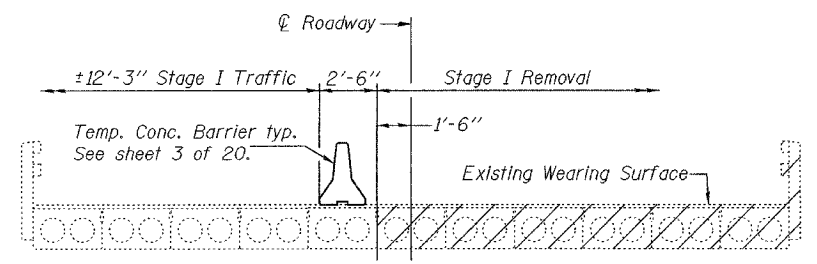


10218

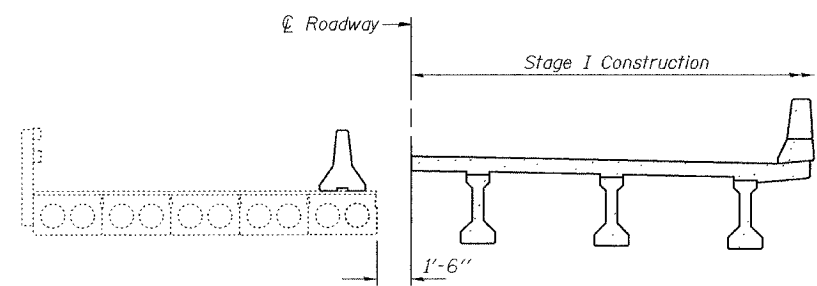
STATE OF ILLINOIS  
DEPARTMENT OF TRANSPORTATION

ROUTE NO.	SECTION	COUNTY	SHEET	SHEET NO. 2
FAP 332	(24BR-1)BR	CLARK	16	20 SHEETS
FED. ROAD DIST. NO. 7	B.LININGS	FED. AID PROJECT-		

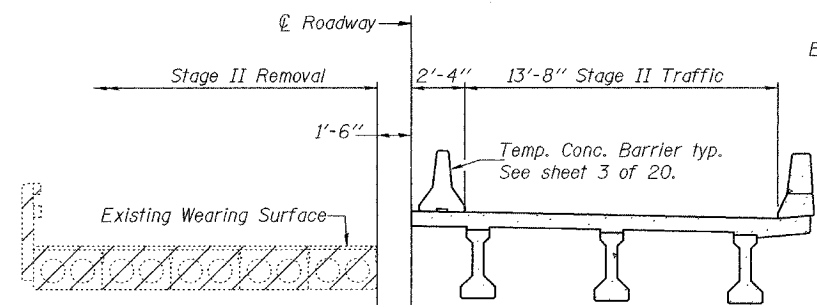
Contract No. 70218



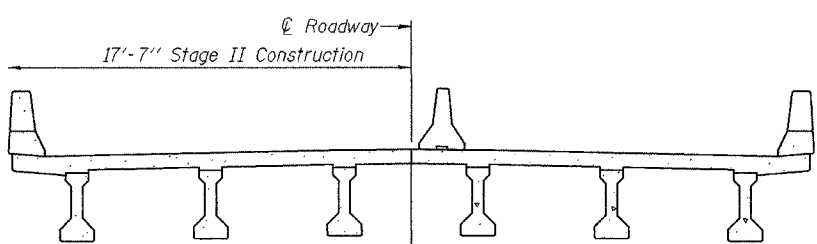
STAGE I REMOVAL



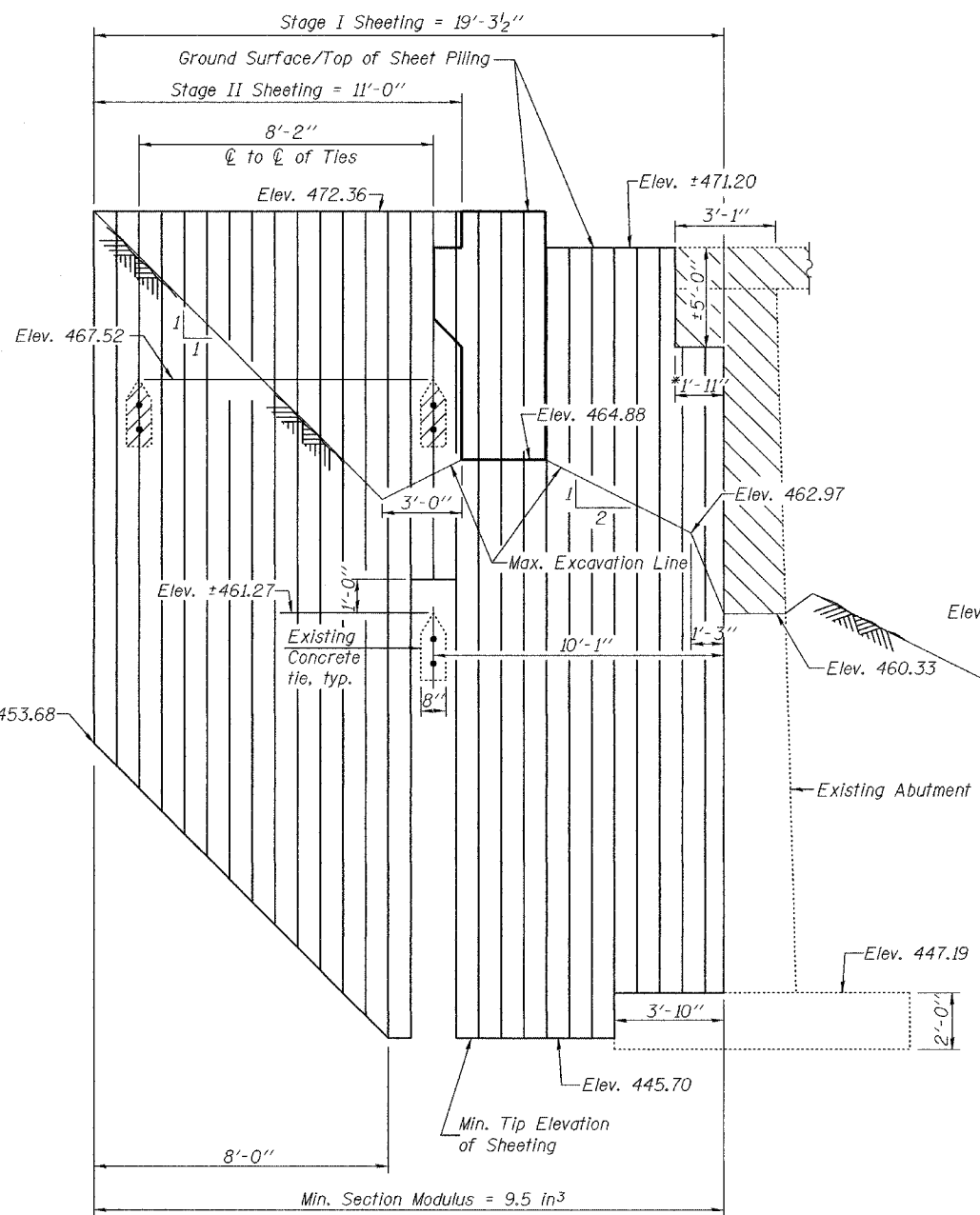
STAGE I CONSTRUCTION



STAGE II REMOVAL



STAGE II CONSTRUCTION

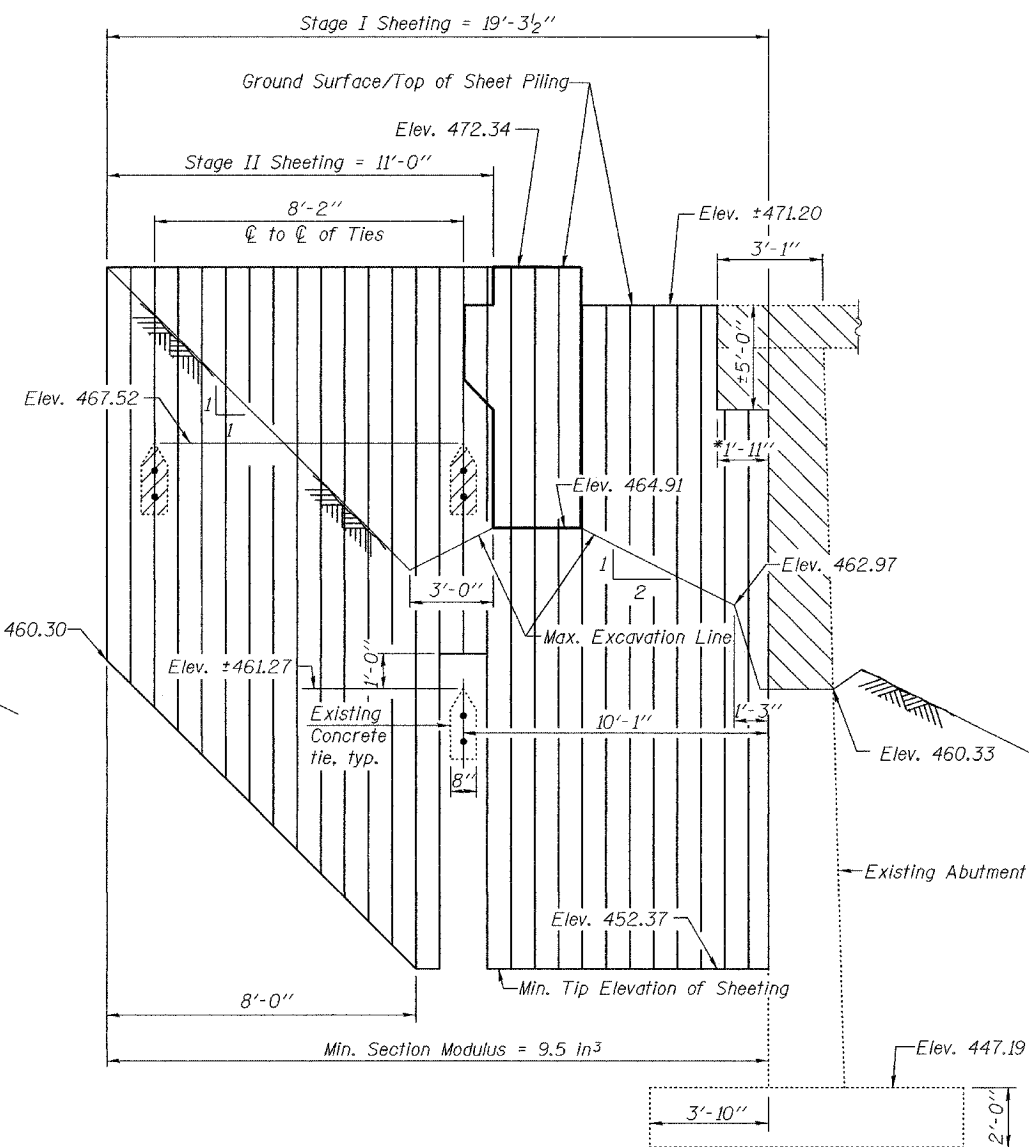


TEMPORARY SHEET PILING AT NORTH ABUTMENT

\*Contractor shall retain the soil under the existing abutment cap.

Notes:

- Hatched area indicates Removal of Existing Structures.
- See roadway plans for quantity of Temporary Concrete Barrier.
- All staging cross sections are looking South.
- If the Contractor chooses to alter the temporary cantilevered sheet piling design requirements shown on the plans, a design submittal including plan details and calculations will be required for review and acceptance by the Engineer.
- The Contractor shall connect the first sheet to the existing abutment wall to ensure stability of sheets driven to the top of the existing footing. This connection shall be reviewed and accepted by the Engineer and included in the cost of Temporary Sheet Piling.



TEMPORARY SHEET PILING AT SOUTH ABUTMENT

Note:

The Contractor is advised that there are three existing transverse concrete ties connecting the existing abutment wing walls at both abutments. The Contractor shall take necessary precautions to avoid damaging the lower concrete tie. The two upper concrete ties may be left in place or removed at the Contractor's discretion. Plan dimensions and details relative to the location of these concrete ties have been taken from existing plans and are subject to nominal construction variations. It shall be the Contractor's responsibility to verify such dimensions and details in the field and make any necessary approved adjustments prior to driving the temporary sheet piling. Such variations shall not be cause for additional compensation for a change in the scope of the work, however, the cost of field verification and any approved adjustments will be included in the pay item Temporary Sheet Piling.

STAGE CONSTRUCTION DETAILS  
F.A.P. ROUTE 332 - SEC. (24BR-1)BR  
CLARK COUNTY  
STATION 595+60.10  
STRUCTURE NO. 012-0071

DESIGNED	CCC
CHECKED	SJB
DRAWN	BECKY M. CURRY
CHECKED	CCC & SMR

December 8, 2004  
EXAMINED *Thomas J. Domagala*  
PASSED *Ralph E. Anderson*  
ENGINEER OF BRIDGES AND STRUCTURES