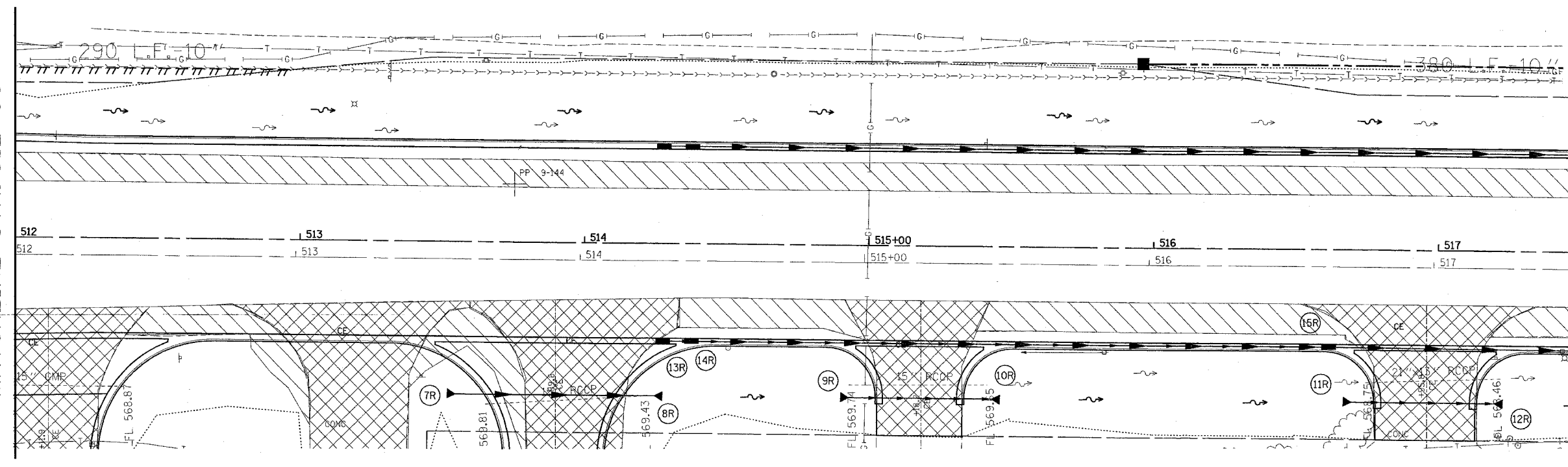
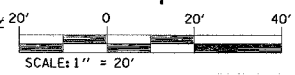


MATCHLINE STA. 512+00

MATCHLINE STA. 518+00

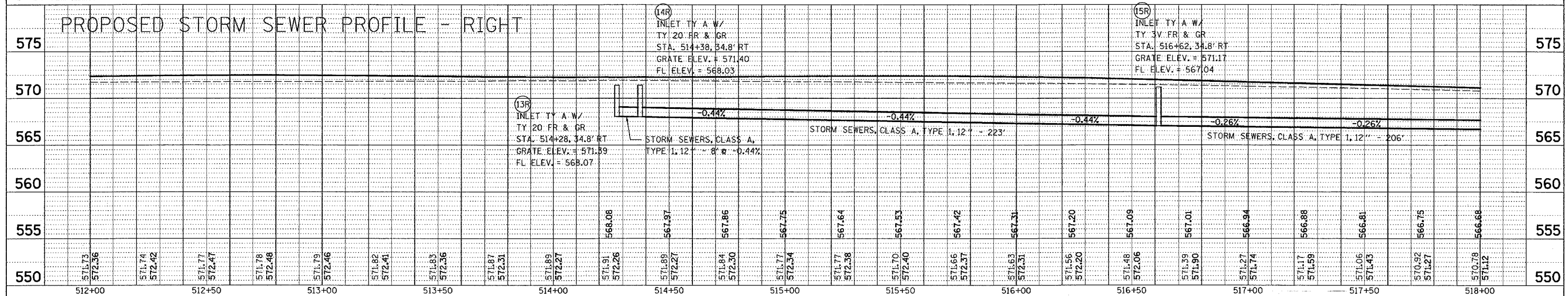


R = RIGHT
L = LEFT
M = MEDIAN

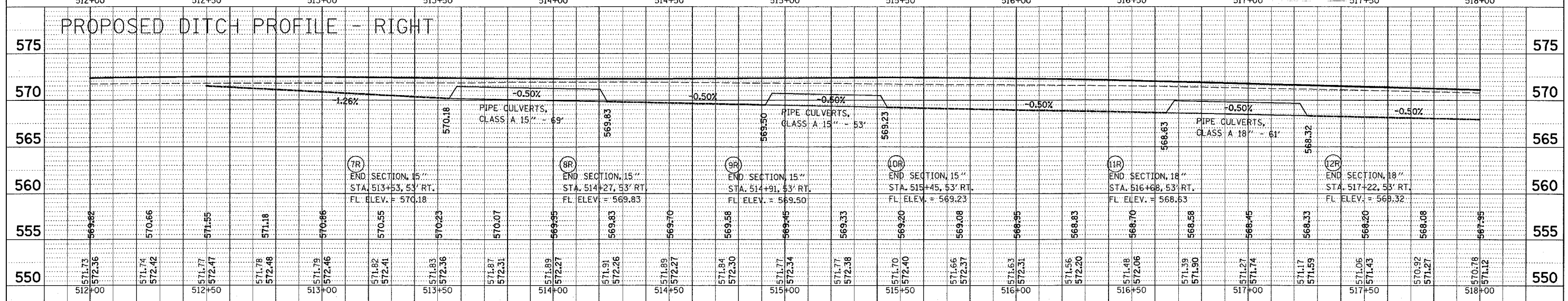


PLAN	DATE
BY	
DESIGNED	
CHECKED	
IN CHARGE	

PROPOSED STORM SEWER PROFILE - RIGHT



PROPOSED DITCH PROFILE - RIGHT



DRAINAGE

7/2/2004 8:22:47 AM
 C:\p0\proj\512-518\dwg\512-518.dwg L:\1\512-518.dwg
 C:\p0\proj\512-518\dwg\512-518.dwg L:\1\512-518.dwg
 C:\p0\proj\512-518\dwg\512-518.dwg L:\1\512-518.dwg
 C:\p0\proj\512-518\dwg\512-518.dwg L:\1\512-518.dwg
 C:\p0\proj\512-518\dwg\512-518.dwg L:\1\512-518.dwg