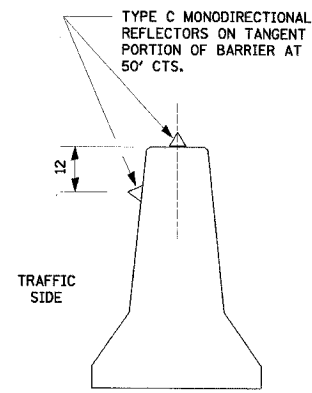
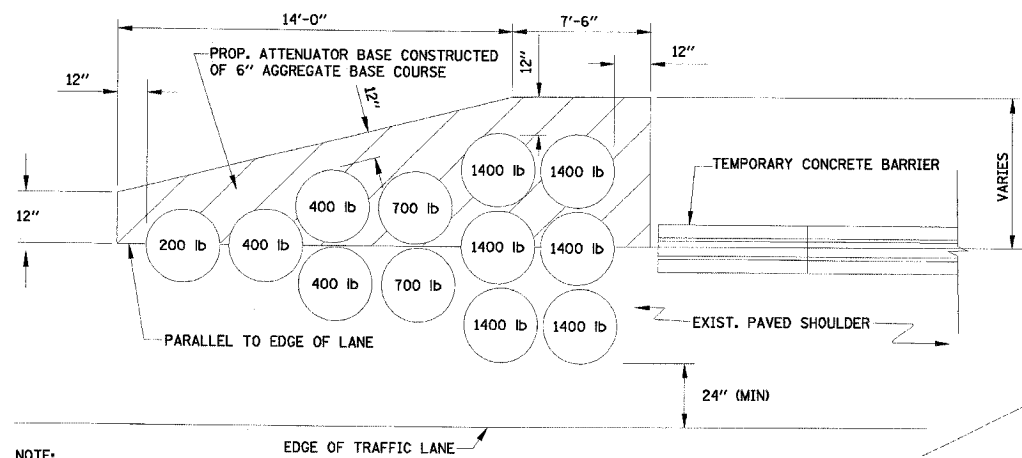


RTE.	SECTION	COUNTY	TOTAL SHEETS	SHEET NO.
FAI 80	(50-2)HBR	I.A. SALLE	460	71
STA. 631+20	TO STA. 643+00			
FED. ROAD DIST. NO.	ILLINOIS	FED. AID PROJECT		

**CONTRACT NO. 86603**

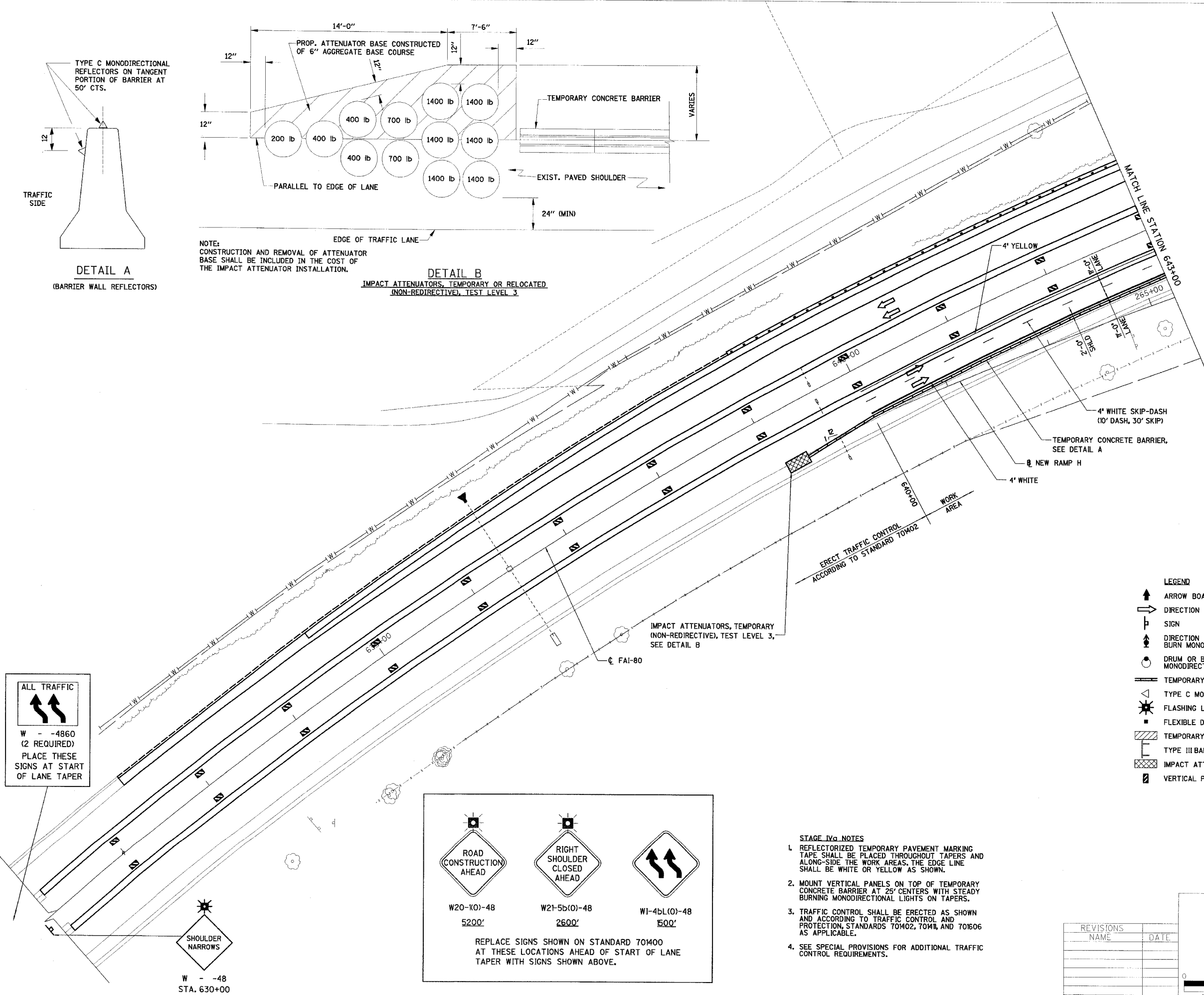


**DETAIL A**  
(BARRIER WALL REFLECTORS)

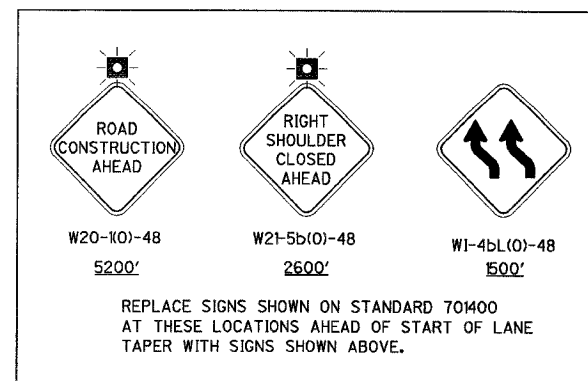


**DETAIL B**  
IMPACT ATTENUATORS, TEMPORARY OR RELOCATED  
(NON-REDIRECTIVE), TEST LEVEL 3

NOTE:  
CONSTRUCTION AND REMOVAL OF ATTENUATOR  
BASE SHALL BE INCLUDED IN THE COST OF  
THE IMPACT ATTENUATOR INSTALLATION.



ALL TRAFFIC  
↑↑  
W - -4860  
(2 REQUIRED)  
PLACE THESE  
SIGNS AT START  
OF LANE TAPER



- STAGE IVa NOTES**
- REFLECTORIZED TEMPORARY PAVEMENT MARKING TAPE SHALL BE PLACED THROUGHOUT TAPERS AND ALONG-SIDE THE WORK AREAS. THE EDGE LINE SHALL BE WHITE OR YELLOW AS SHOWN.
  - MOUNT VERTICAL PANELS ON TOP OF TEMPORARY CONCRETE BARRIER AT 25' CENTERS WITH STEADY BURNING MONODIRECTIONAL LIGHTS ON TAPERS.
  - TRAFFIC CONTROL SHALL BE ERECTED AS SHOWN AND ACCORDING TO TRAFFIC CONTROL AND PROTECTION STANDARDS 70402, 70414, AND 701606 AS APPLICABLE.
  - SEE SPECIAL PROVISIONS FOR ADDITIONAL TRAFFIC CONTROL REQUIREMENTS.

- LEGEND**
- ↑ ARROW BOARD
  - DIRECTION OF TRAFFIC
  - ⊥ SIGN
  - ↑ DIRECTION INDICATOR BARRICADE WITH STEADY BURN MONODIRECTIONAL LIGHT
  - ⊙ DRUM OR BARRICADE WITH STEADY BURN MONODIRECTIONAL LIGHT
  - ▬ TEMPORARY CONCRETE BARRIER
  - △ TYPE C MONODIRECTIONAL REFLECTOR
  - ⚡ FLASHING LIGHT
  - FLEXIBLE DELINEATOR
  - ▨ TEMPORARY WIDENING
  - ⊥ TYPE III BARRICADE
  - ▨ IMPACT ATTENUATORS
  - ▨ VERTICAL PANEL

REVISIONS	NAME	DATE

ILLINOIS DEPARTMENT OF TRANSPORTATION

**STAGE IVa CONSTRUCTION PLAN**

F.A.I. 80 AT ILLINOIS ROUTE 351  
STATION 631+20 TO STATION 643+00

DATE: 09/04  
DRAWN BY: MES  
CHECKED BY: MTD

SCALE IN FEET  
0 40 80