

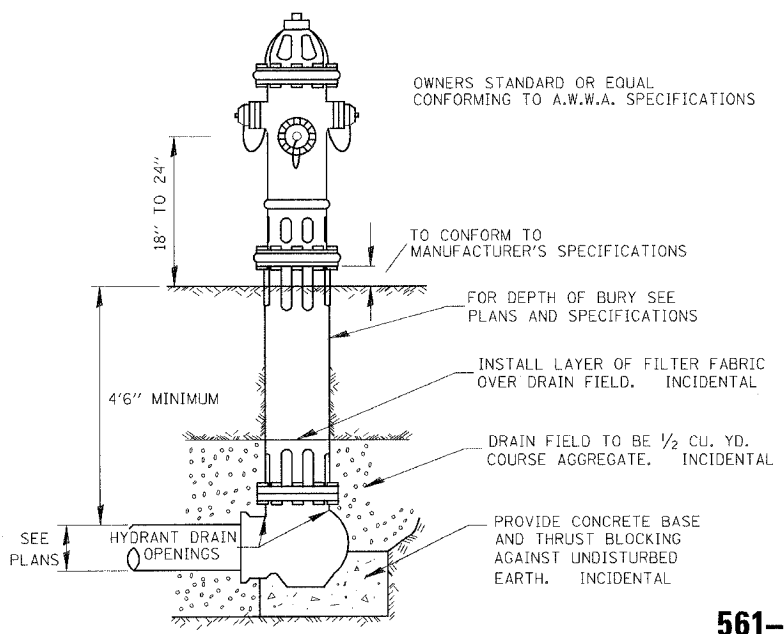
DESIGN	
INT. DATE	REASON

PLOTS & CHECKS		
INT. DATE	NO.	REASON

FILE NAME = \$PLOTTER\$
 PLOT SCALE = \$PLOTSCALE\$
 PLOT TIME = \$PLOTTIME\$
 OPERATOR = \$OPERATOR\$

CHECKS	
INT. DATE	REASON

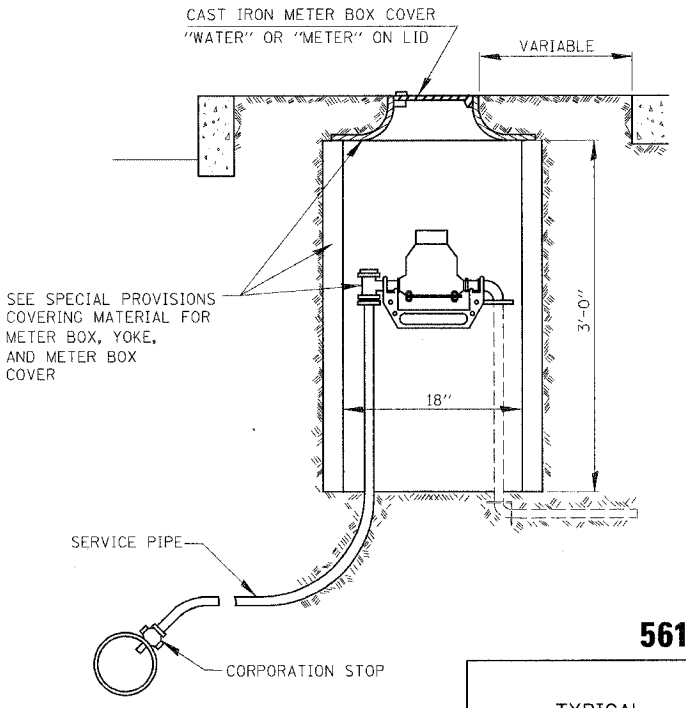
F.A.U. RTE.	SECTION	COUNTY	TOTAL SHEET SHEETS NO.
6108	(70XN & TS-1	LA SALLE	460/340
STA. TO STA.			
FED. ROAD DIST. NO.		ILLINOIS FED. AID PROJECT	
CONTRACT NO. 86603			



561-1

TYPICAL HYDRANT INSTALLATION

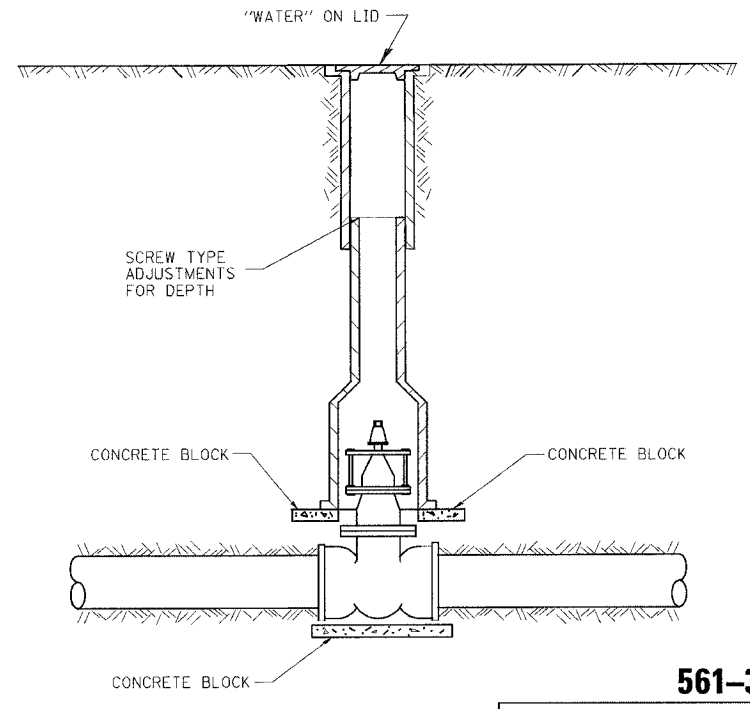
NOTE: CONCRETE BASE AND BLOCKING MATERIAL SHALL NOT BLOCK NOR OBSTRUCT HYDRANT DRAIN.



561-2

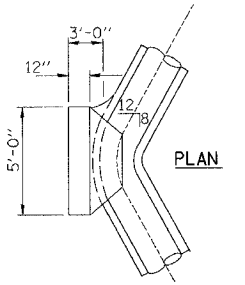
TYPICAL SINGLE METER BOX INSTALLATION

SEE SPECIAL PROVISIONS COVERING MATERIAL FOR METER BOX, YOKE, AND METER BOX COVER



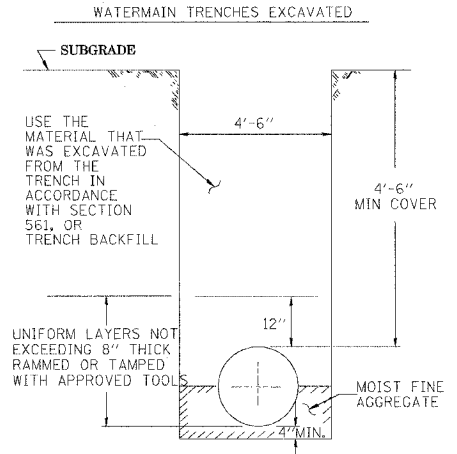
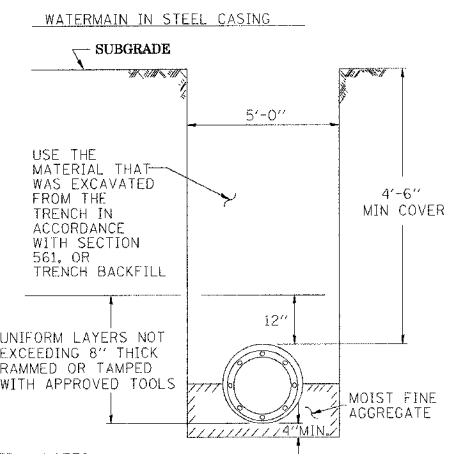
561-3

TYPICAL VALVE BOX INSTALLATION



561-6

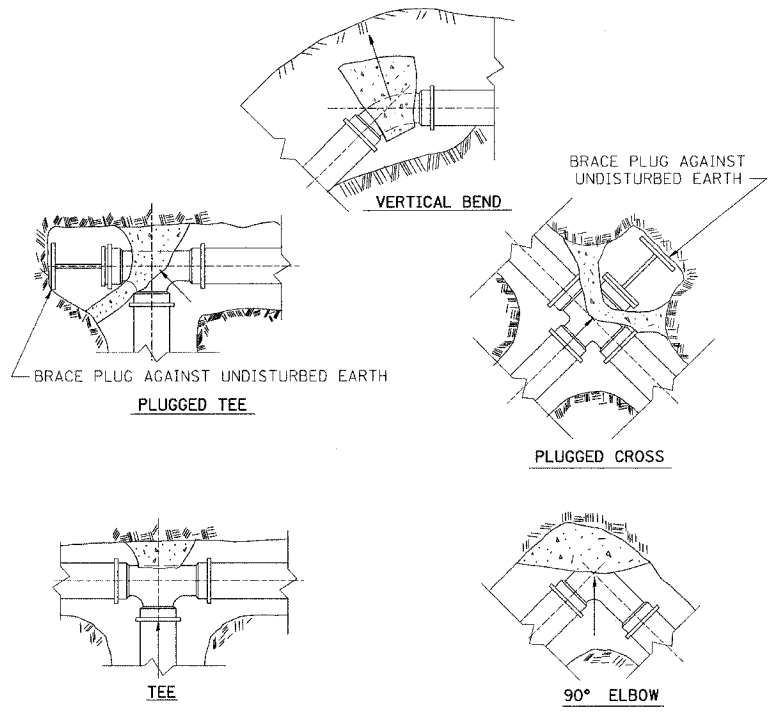
WATERMAIN INSTALLATION REQUIREMENTS



561-4

GENERAL NOTES:
 1. ANY SOFT OR SPONGY MATERIAL ENCOUNTERED BELOW THE ELEVATION OF THE PIPE SHALL BE REMOVED AND REPLACED WITH WELL COMPACTED MOIST FINE AGGREGATE.
 2. ANY ROCK ENCOUNTERED IN THE TRENCH SHALL BE REMOVED TO A DEPTH OF AT LEAST 8 INCHES BELOW THE PIPE GRADE AND REPLACED WITH WELL COMPACTED MOIST FINE AGGREGATE.
 3. THE SIDES OF THE TRENCH MAY BE SLOPED OR BENCHED ABOVE A 5 FT TRENCH DEPTH OR ABOVE THE ELEVATION OF THE TOP OF PIPE, WHICHEVER IS GREATER, IN LIEU OF COMPLETE SHORING OR SHEETING OF THE FULL TRENCH DEPTH.

BACKFILL OPTIONS:
 METHOD 1: UNIFORM LAYERS NOT EXCEEDING 12" THICK RAMMED OR TAMPED WITH APPROVED TOOLS
 METHOD 2: UNIFORM LAYERS NOT EXCEEDING 12" THICK INUNDATED OR DEPOSITED IN WATER
 METHOD 3: FILL TRENCH WITH LOOSE MATERIAL THEN JET WITH WATER, 6 FT MAXIMUM SPACING OF HOLES



561-5

TYPICAL THRUST BLOCK INSTALLATIONS

NOTES:
 ALL BLOCKS BEAR AGAINST UNDISTURBED EARTH
 ALL BLOCKING SHALL BE 3000 P.S.I. POURED CONCRETE.
 ARROWS INDICATE DIRECTION OF THRUST
 ALL FITTINGS SHOWN IN PLAN EXCEPT VERTICLE BEND

ILLINOIS DEPARTMENT OF TRANSPORTATION
 DETAILS
 FAU 6108 (IL. RTE. 351)
 SECTION (70XN & TS-1)
 LASALLE COUNTY

REVISIONS	
NAME	DATE

SCALE: VERT. DRAWN BY: MABUS
 HORIZ. DESIGNED BY: BOTT
 DATE: 06/06/03 CHECKED BY: COLBROOK

GREENE & BRADFORD, INC.
 OF SPRINGFIELD
 300 SOUTH HUNTERS
 SPRINGFIELD, ILLINOIS 62761
 (217) 244-1234 FAX (217) 244-1235 WWW.GRENEBRADFORD.COM

COMPUTER FILE NO.
 STANDARDS-08
 PROJECT: 01194_B.N
 03/03/04-RPB