

CONTRACT NO. 89346

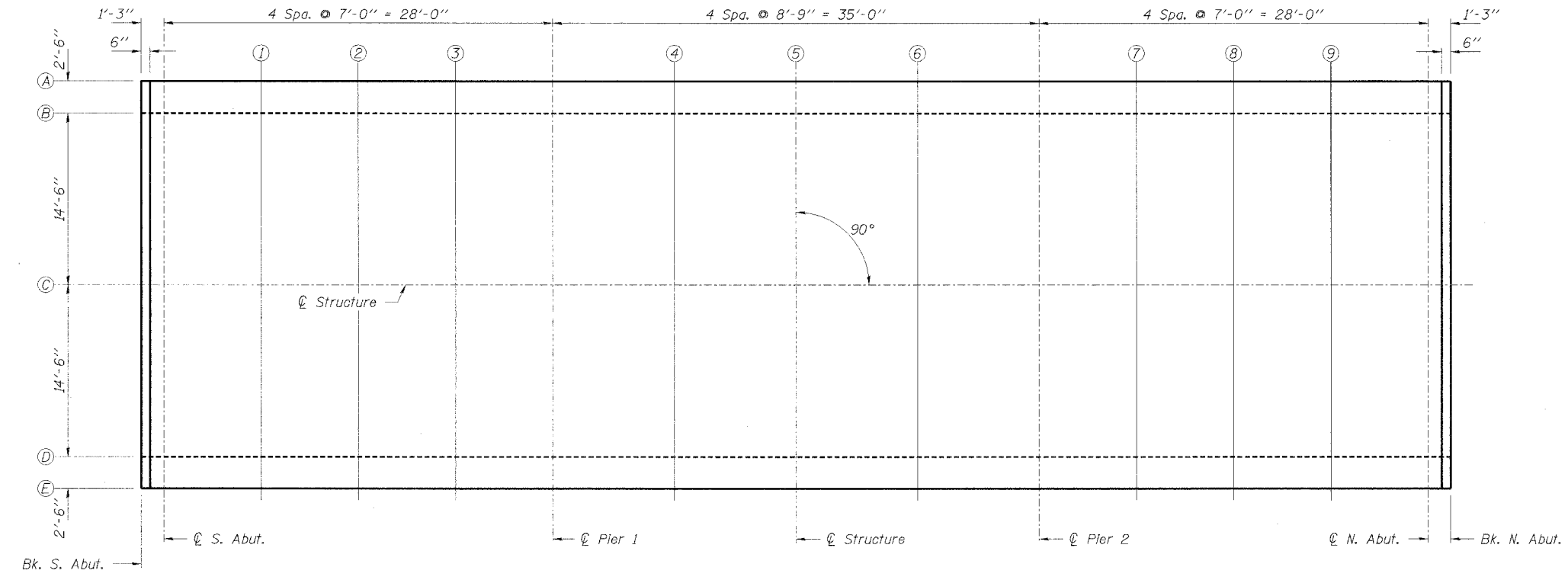
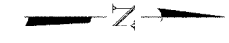


TABLE OF ELEVATIONS

LOCATION	BK. OF S. ABUT.	℄ OF S. ABUT.	SPAN 1			℄ OF PIER 1	SPAN 2			℄ OF PIER 2	SPAN 3			℄ OF N. ABUT.	BK. OF N. ABUT.
			1	2	3		4	5	6		7	8	9		
LINE T.	560.546	560.546	560.546	560.546	560.546	560.546	560.546	560.546	560.546	560.546	560.546	560.546	560.546	560.546	
A ADJ.	560.546	560.546	560.553	560.554	560.550	560.546	560.552	560.557	560.552	560.546	560.550	560.554	560.553	560.546	

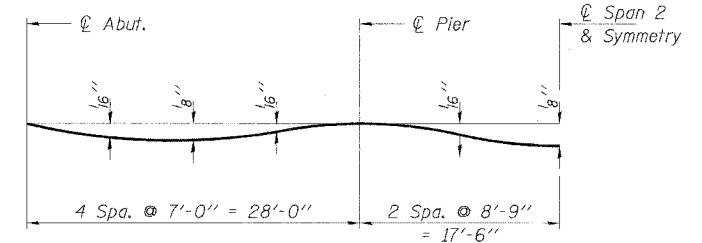
LOCATION	BK. OF S. ABUT.	℄ OF S. ABUT.	SPAN 1			℄ OF PIER 1	SPAN 2			℄ OF PIER 2	SPAN 3			℄ OF N. ABUT.	BK. OF N. ABUT.
			1	2	3		4	5	6		7	8	9		
LINE T.	560.598	560.598	560.598	560.598	560.598	560.598	560.598	560.598	560.598	560.598	560.598	560.598	560.598	560.598	
B ADJ.	560.598	560.598	560.605	560.606	560.602	560.598	560.604	560.609	560.604	560.598	560.602	560.606	560.605	560.598	

LOCATION	BK. OF S. ABUT.	℄ OF S. ABUT.	SPAN 1			℄ OF PIER 1	SPAN 2			℄ OF PIER 2	SPAN 3			℄ OF N. ABUT.	BK. OF N. ABUT.
			1	2	3		4	5	6		7	8	9		
LINE T.	560.900	560.900	560.900	560.900	560.900	560.900	560.900	560.900	560.900	560.900	560.900	560.900	560.900	560.900	
C ADJ.	560.900	560.900	560.907	560.908	560.904	560.900	560.906	560.911	560.906	560.900	560.904	560.908	560.907	560.900	

LOCATION	BK. OF W. ABUT.	℄ OF S. ABUT.	SPAN 1			℄ OF PIER 1	SPAN 2			℄ OF PIER 2	SPAN 3			℄ OF N. ABUT.	BK. OF N. ABUT.
			1	2	3		4	5	6		7	8	9		
LINE T.	560.598	560.598	560.598	560.598	560.598	560.598	560.598	560.598	560.598	560.598	560.598	560.598	560.598	560.598	
D ADJ.	560.598	560.598	560.605	560.606	560.602	560.598	560.604	560.609	560.604	560.598	560.602	560.606	560.605	560.598	

LOCATION	BK. OF S. ABUT.	℄ OF S. ABUT.	SPAN 1			℄ OF PIER 1	SPAN 2			℄ OF PIER 2	SPAN 3			℄ OF N. ABUT.	BK. OF N. ABUT.
			1	2	3		4	5	6		7	8	9		
LINE T.	560.546	560.546	560.546	560.546	560.546	560.546	560.546	560.546	560.546	560.546	560.546	560.546	560.546	560.546	
E ADJ.	560.546	560.546	560.553	560.554	560.550	560.546	560.552	560.557	560.552	560.546	560.550	560.554	560.553	560.546	

T. - Theoretical elevation at top of slab
Adj. - T adjusted for dead load deflection



DEAD LOAD DEFLECTION DIAGRAM
(Includes weight of concrete only.)

Note: The above deflections are not to be used in the field if the engineer is working from the grade elevations adjusted for dead load deflections as shown.

HLR
Rice, Berry and Associates
A Division of Hampton, Lenzini and Renwick, Inc.
Civil & Structural Engineers
801 S. Durkin Drive
Springfield, Illinois 62704
217-546-3400
P.O. Box 1036
DuQuoin, Illinois 62832
618-790-4637
Date: 08/03/04
DESIGNED: T.P.L. CHECKED: S.W.M. DRAWN: D.B.

SLAB ELEVATIONS
F.A.S. 1464 / C.H. 2 / DELAVAN ROAD
SECTION 03-00028-03-BR
TAZEWELL COUNTY
STR. NO. 090-3241 / STATION 10+00