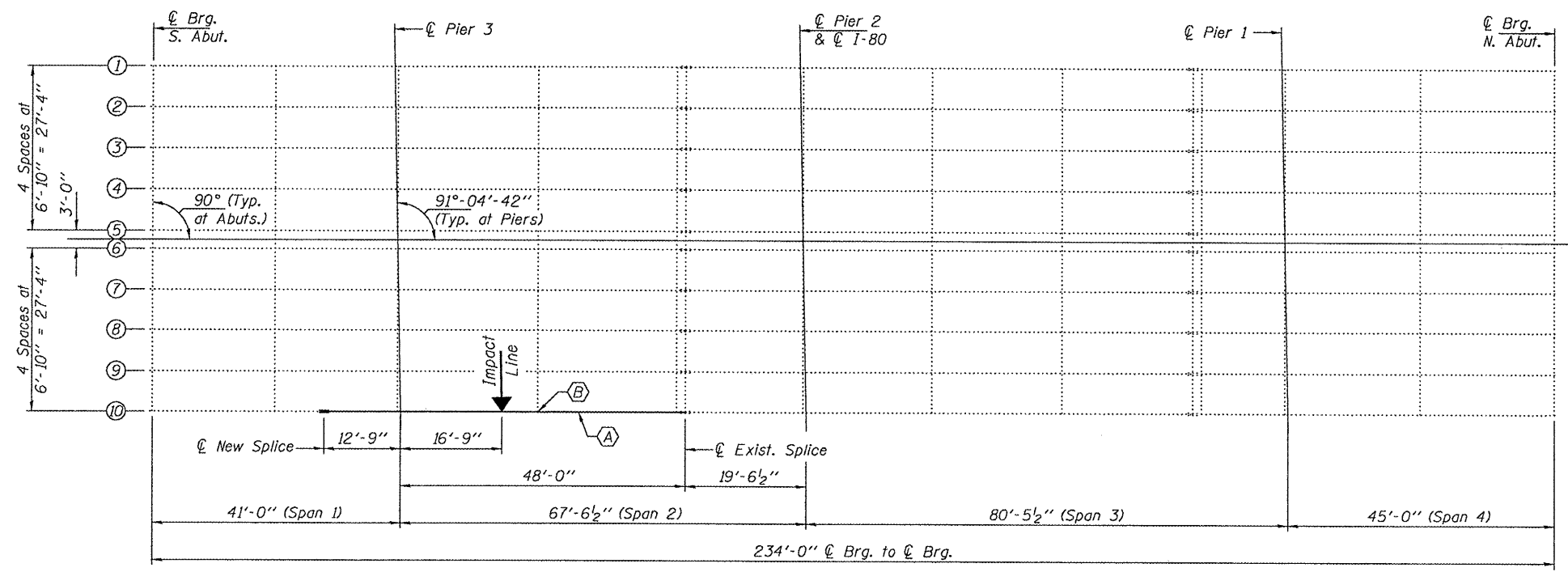
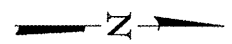


ELEVATION

Temporary shoring is required for Beam 10.

Temporary shoring may be required to facilitate alignment of existing splice. Use 12" x 12" Timbers or HP's to be paid for as Temporary Shoring and Cribbing.



FRAMING PLAN

- (A) - Remove & Replace Damaged Beam Segment
- (B) - Remove & Replace Bottom Diaphragm Clip L

GENERAL NOTES

All structural steel shall conform to AASHTO Classification M-270 Gr. 36, unless otherwise noted.

Fasteners shall be high strength bolts. Flange splice holes shall be $\frac{15}{16}$ " ϕ for $\frac{7}{8}$ " ϕ bolts. Web splice holes shall be $\frac{13}{16}$ " ϕ for $\frac{3}{4}$ " ϕ bolts.

The Contractor shall provide support and/or shoring systems for the slab and beam in the area of existing beam removal. See Special Provisions "Temporary Shoring and Cribbing" and "Temporary Slab Support System."

After the new beam is in its final position and/or beam straightening operations have been completed, the Engineer in the field shall check to see that the top flange is tight against the slab. If not, the Contractor shall inject epoxy between the existing concrete deck and the top flange of the beam. See Special Provision "Epoxy Injection".

Plan dimensions and details relative to existing plans are subject to nominal construction variations. The Contractor shall field verify existing dimensions and details affecting new construction and make necessary approved adjustments prior to construction or ordering of materials. Such variations shall not be cause for additional compensation for a change in scope of the work, however, the Contractor will be paid for the quantity actually furnished at the unit price bid for the work.

Cost of removal and re-installation of all members necessary to complete the work as detailed on the plans and as specified in the Special Provisions shall be included with Furnishing and Erecting Structural Steel.

The Inorganic Zinc Rich Primer / Acrylic / Acrylic Paint System shall be used for shop and field painting of new structural steel except where otherwise noted. The color of the final finish coat shall be Reddish-Brown, Munsell No. 2.5YR 3/4. See Special Provision "Cleaning and Painting New Metal Structures".

The existing structural steel coating contains lead. The Contractor shall take appropriate precautions to deal with the presence of lead on this project.

Existing structural steel that will be in contact with new structural steel shall be cleaned and painted prior to erection as required by the Special Provision "Cleaning and Painting Contact Surface Areas of Existing Steel Structures".

Load carrying components designated "NTR" shall conform to the Supplemental Requirements for Notch Toughness, Zone 2.

Diaphragm connection holes shall be $\frac{15}{16}$ " ϕ for $\frac{3}{4}$ " ϕ bolts. Two hardened washers shall be required at diaphragm connections.


Wheeler Ave.
(FAU RTE. 340)

TOTAL BILL OF MATERIAL

ITEM	UNIT	QUANTITY
Furnishing and Erecting Structural Steel	Pound	12,800
Structural Steel Removal	Pound	7,160
Temporary Slab Support System	L.S.	1
Temporary Shoring and Cribbing	L.S.	1

REACTION TABLE AT TEMPORARY SHORING

R \bar{Q} (k)	9.2
R _s \bar{Q} (k)	4.5
R \bar{L} (k)	24.9
R Imp. (k)	7.5
R Total (k)	46.1



Expires November 30, 2012

DESIGNED - <i>[Signature]</i>	EXAMINED - <i>[Signature]</i>	DATE - NOVEMBER 30, 2010
CHECKED - <i>[Signature]</i>	PASSED - <i>[Signature]</i>	
DRAWN - Kyle M. Steffen		
CHECKED - <i>[Signature]</i>		

STATE OF ILLINOIS
DEPARTMENT OF TRANSPORTATION

GENERAL PLAN & ELEVATION
SN 099-0175

F.A.I. RTE.	SECTION	COUNTY	TOTAL SHEETS	SHEET NO.
80	2010-054 BR	WILL	13	8
			CONTRACT NO. 60L29	
ILLINOIS FED. AID PROJECT				

SHEET NO. 1 OF 3 SHEETS