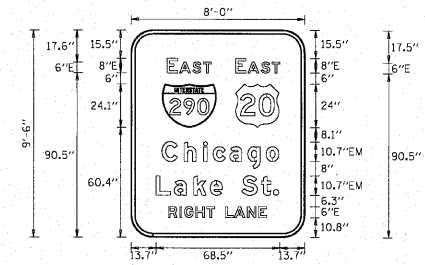


SIGN DETAIL  
1:40



SIGN NUMBER	name
WIDTH x HIGHT.	8'-0" x 9'-6"
BORDER WIDTH	2"
CORNER RADIUS	12"
MOUNTING	Ground
BACKGROUND	TYPE: Reflective COLOR: Green
LEGEND/BORDER	TYPE: Reflective COLOR: Pure White

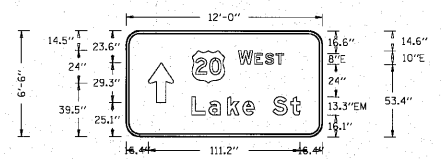
SYMBOL	X	Y	WD	HT
M1.4	57.8	60.5	24	24
M1.1	17.1	60.4	30	24.1

Dimensions are in inches, tenths Letter locations are panel edge to lower left corner

LETTER POSITIONS (X)										LENGTH	SERIES/SIZE
E	A	S	T								E8,E6
57.8	64.6	71.8	77.9								24.5
E	A	S	T								E8,E6
19.8	26.6	33.9	39.9								24.5
C	h	I	c	a	g	o					EM10.7/8
17.1	29.1	39.9	45.3	54.5	64.6	74.7					64.7
L	a	k	e	S	t						EM10.7/8
13.7	23.7	34.6	43.7	50.5	61.2	71.9	78.7				68
R	I	G	H	T	L	A	N	E			E6
20.5	26.8	29.4	35.7	41.8	46.1	52.1	57	64.2	70.5		54.4

19 STATION 376+00 RT, WB

SIGN DETAIL  
1:50



SIGN NUMBER	name
WIDTH x HIGHT.	12'-0" x 6'-6"
BORDER WIDTH	2"
CORNER RADIUS	10"
MOUNTING	Ground
BACKGROUND	TYPE: Reflective COLOR: Green
LEGEND/BORDER	TYPE: Reflective COLOR: Pure White

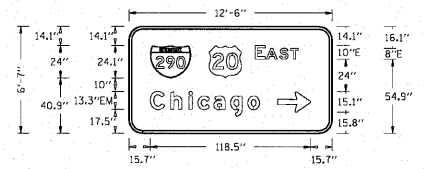
SYMBOL	X	Y	WD	HT
M1.4	48.3	39.5	24.1	24
ARLP	16.4	25.1	18.3	29.3

Dimensions are in inches, tenths Letter locations are panel edge to lower left corner

LETTER POSITIONS (X)										LENGTH	SERIES/SIZE
W	E	S	T								E10,E8
82.3	94.3	101.8	109.9								33.4
L	a	k	e	S	t						EM13.3/10
48.3	60.8	74.3	85.7	94.2	107.5	120.9					79.3

22 STATION 369+00 LT, WB

SIGN DETAIL  
1:50



SIGN NUMBER	name
WIDTH x HIGHT.	12'-6" x 6'-7"
BORDER WIDTH	2"
CORNER RADIUS	10"
MOUNTING	Ground
BACKGROUND	TYPE: Reflective COLOR: Green
LEGEND/BORDER	TYPE: Reflective COLOR: Pure White

SYMBOL	X	Y	WD	HT
M1.4	55.1	40.9	24.1	24
M1.1	15.7	40.9	30	24.1
ARMED	109.9	15.8	24.3	15.1

Dimensions are in inches, tenths Letter locations are panel edge to lower left corner

LETTER POSITIONS (X)										LENGTH	SERIES/SIZE
E	A	S	T								E10,E8
93.2	101.5	111.2	119.2								31.9
C	h	I	c	a	g	o					EM13.3/10
15.7	30.7	44.3	51	62.6	75.1	87.7					80.8

23 STATION 369+00 RT, WB

FILE NAME = 166_PanelSign.dgn	USER NAME = IDOT(eng)	DESIGNED -	REVISED -
166_PanelSign.dgn		DRAWN - BLV	REVISED -
		CHECKED - SRG	REVISED -
		DATE - 1/18/10	REVISED -

STATE OF ILLINOIS  
DEPARTMENT OF TRANSPORTATION

U.S. ROUTE 20 (LAKE STREET)  
PANEL SIGN DETAILS

F.A.U. RTE.	SECTION	COUNTY	TOTAL SHEETS	SHEET NO.
3537	(4Y & 22-3R-2)	DUPAGE	284	186
SCALE: N.T.S.			CONTRACT NO. 62093	
SHEET NO. 186 OF SHEETS STA.		ILLINOIS FED. AID PROJECT		