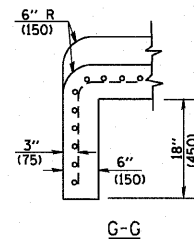
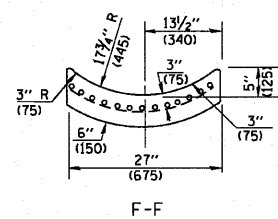
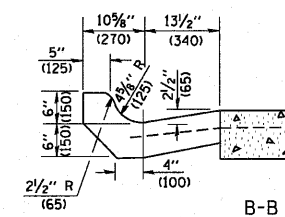
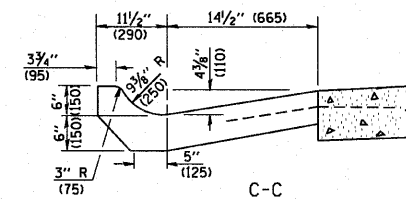
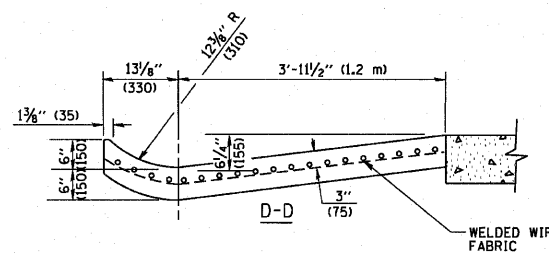
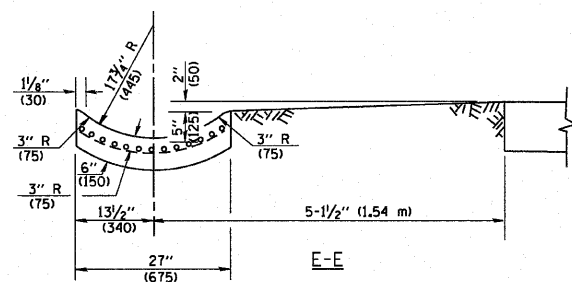


A-A \*

\* DIMENSIONS OF THE CURB & GUTTER AT SECTION A-A ARE SHOWN ON STATE STANDARD 606001. FOR DETAILS OF OUTLET FOR CONCRETE CURB & GUTTER, TYPE B-6.24 (B-15.60) SEE STATE STANDARD 606006.



**GENERAL NOTES**

GUTTER OUTLET SHALL BE TIED TO THE PAVEMENT IN ACCORDANCE WITH DETAILS FOR LONGITUDINAL CONSTRUCTION JOINT SHOWN ON STANDARD 420001.

TIE BARS SHALL BE NO. 20 (NO.6) AT 24" (600) CENTERS UNLESS OTHERWISE SHOWN.

IF THE AVERAGE GRADE OF PAVEMENT FOR THE DISTANCE FROM SECTION A-A TO D-D EXCEEDS 2%, THIS DISTANCE SHALL BE INCREASED 6' (1.8 m) FOR EACH 1% INCREASE IN GRADE.

**QUANTITIES**

FOR SECTION A-A TO E-E AND CURTAIN WALL= 1.25 CU. YDS. (0.96 m<sup>3</sup>) CLASS S1 CONCRETE (OUTLET) FOR 9" (225) PAV'T. 1.27 CU. YDS. (0.96 m<sup>3</sup>) CLASS S1 CONCRETE (OUTLET) FOR 10" (250) PAV'T.  
FOR SECTION F-F= 0.045 CU. YDS. (0.03 m<sup>3</sup>) CLASS S1 CONCRETE PER FT. (m).

ALL DIMENSIONS ARE IN INCHES (MILLIMETERS) UNLESS OTHERWISE SHOWN.

FILE NAME = W:\d\stata\22x34\bd03.dgn	USER NAME = geglienobt	DESIGNED - M. DE YONG	REVISED - R. SHAH 09-09-94	<b>STATE OF ILLINOIS DEPARTMENT OF TRANSPORTATION</b>	<b>OUTLET FOR CONCRETE CURB AND GUTTER</b>			F.A. RTE.	SECTION	COUNTY	TOTAL SHEETS	SHEET NO.
	PLOT SCALE = 50,0000' / IN.	DRAWN -	REVISED - R. SHAH 10-25-94		SCALE: NONE	SHEET NO. 1 OF 1 SHEETS	STA.	TO STA.	BD600-01 (BD-03)	CONTRACT NO. 62093	284	216
PLOT DATE = 1/4/2008	CHECKED -	DATE - 08-04-86	REVISED - E. GOMEZ 12-21-00				FED. ROAD DIST. NO. 1 ILLINOIS FED. AID PROJECT					