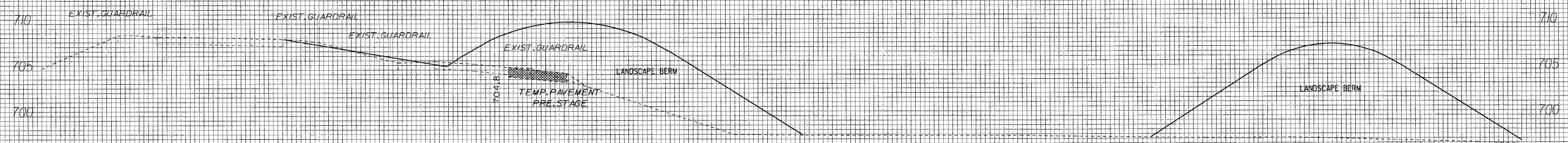


90 80 70 60 50 40 30 20 10 0 10 20 30 40 50 60 70 80 90 100 110 120 130 140 150 160 170 180 190 200 210

F.A.U. R.T.E.	SECTION	COUNTY	TOTAL SHEETS	SHEET NO.
3537 (4Y & 22-3IR-2)	DUPAGE	ILLINOIS	284	270
STA. _____		TO STA. _____		
FED. ROAD DIST. NO. _____		FED. AID PROJECT _____		

DATE	BY
DATE	BY
DATE	BY
DATE	BY

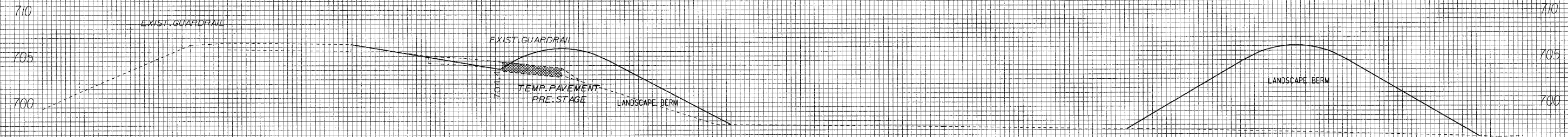
DATE	BY
DATE	BY
DATE	BY
DATE	BY



ALL UNITS ARE SQUARE FEET PRESTAGE STAGE I STAGE II STAGE III TOTAL

EARTH EXCAVATION	11	0	0	0	11
EMBANKMENT	2	0	0	0	2


NOTE: LANDSCAPE BERM NOT INCLUDED IN EARTHWORK QUANTITIES



ALL UNITS ARE SQUARE FEET PRESTAGE STAGE I STAGE II STAGE III TOTAL

EARTH EXCAVATION	10	0	0	0	10
EMBANKMENT	2	0	0	0	2

NOTE: LANDSCAPE BERM NOT INCLUDED IN EARTHWORK QUANTITIES



ALL UNITS ARE SQUARE FEET PRESTAGE STAGE I STAGE II STAGE III TOTAL

EARTH EXCAVATION	9	0	0	0	9
EMBANKMENT	3	0	0	0	3

90 80 70 60 50 40 30 20 10 0 10 20 30 40 50 60 70 80 90 100 110 120 130 140 150 160 170 180 190 200 210