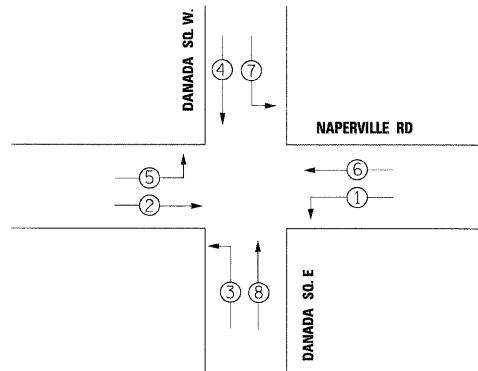
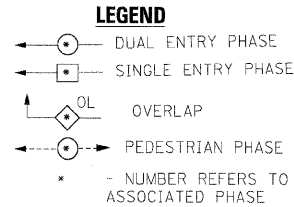


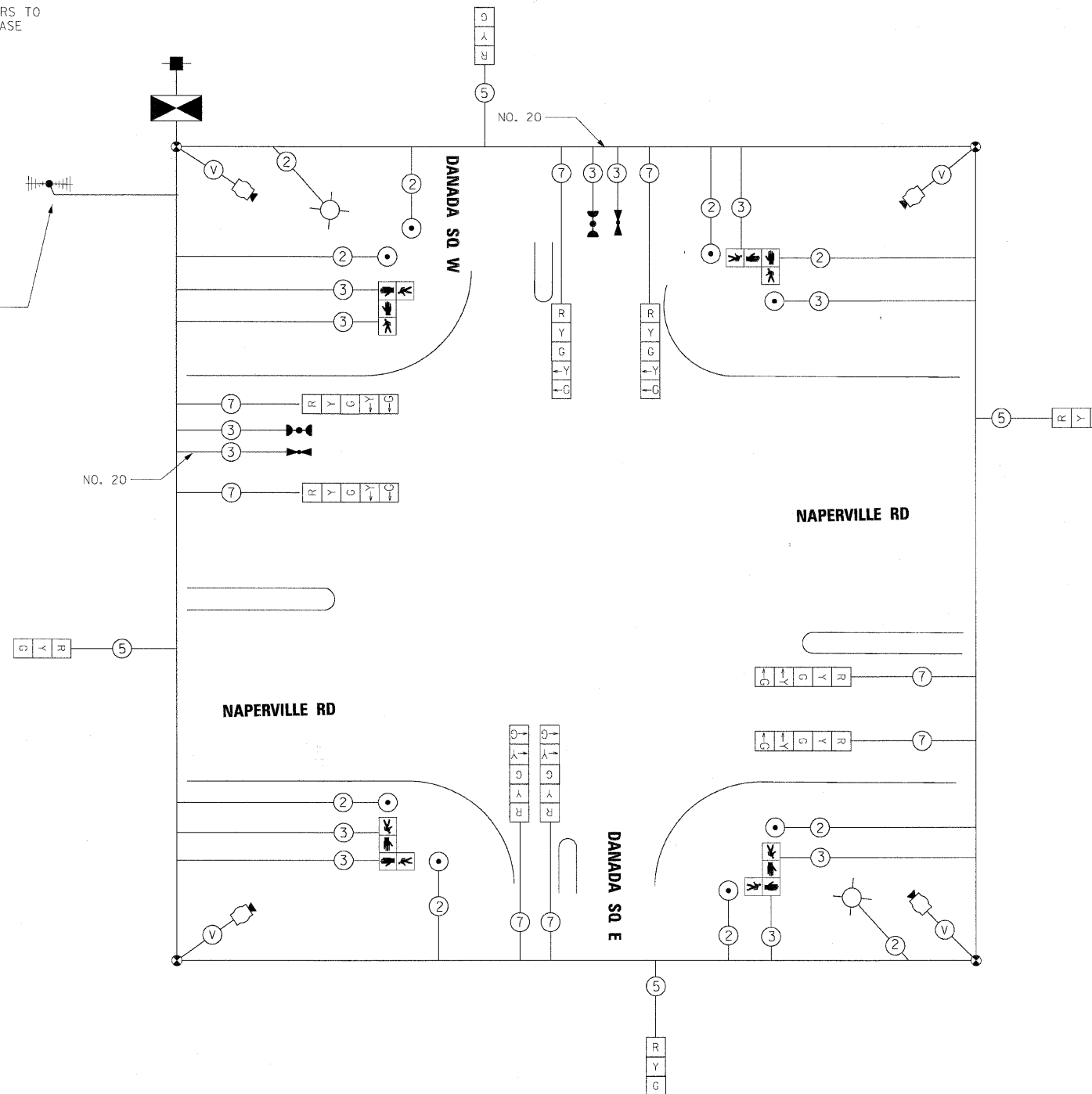
TEMPORARY CONTROLLER SEQUENCE



TEMPORARY PHASE DESIGNATION DIAGRAM

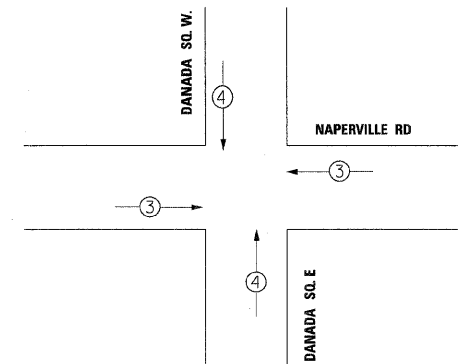


TEMPORARY WIRELESS INTERCONNECT TO NAPERVILLE RD. AND LOOP RD.



TEMPORARY CABLE PLAN

TEMPORARY EMERGENCY VEHICLE PREEMPTION SEQUENCE



TEMPORARY EMERGENCY VEHICLE PREEMPTORS		
EMERGENCY VEHICLE PREEMPTORS	3	4
MOVEMENT	← →	↑ ↓

CONSTRUCTION NOTES:

- ① TEMPORARY RADIO INTERCONNECT SHALL NOT BE REMOVED UNTIL FIBER INTERCONNECT TO BUTTERFIELD RD. AND LOOP RD. IS INSTALLED AND OPERATIONAL.
- ② THE EXISTING TRAFFIC SIGNAL CLOSED LOOP SYSTEM OPERATION SHALL BE MAINTAINED DURING CONSTRUCTION
- ③ THE CONTRACTOR SHALL MAINTAIN THE EXISTING SIGNAL SYSTEM INTERCONNECT DURING TEMPORARY SIGNAL OPERATION.
- ④ PEDESTRIAN SIGNALS SHALL REMAIN IN OPERATION AT ALL TIMES WHILE THE TEMPORARY TRAFFIC SIGNALS ARE IN USE. ANY REQUIRED ADJUSTMENT, RELOCATION OR TEMPORARY CABLING REQUIRED TO MAINTAIN PEDESTRIAN SIGNAL OPERATIONS DURING CONSTRUCTION IS INCIDENTAL TO "TEMPORARY TRAFFIC SIGNAL INSTALLATION".

NOTE:

THE TEMPORARY TRAFFIC SIGNAL CONTROLLER EQUIPMENT FOR THIS PROJECT SHALL BE "ECONOLITE" TO MATCH THE EXISTING ADJACENT SYSTEM.

RESTORATION OF WORK AREA. RESTORATION OF THE TRAFFIC SIGNAL WORK AREA SHALL BE INCIDENTAL TO THE RELATED PAY ITEM SUCH AS FOUNDATION, CONDUIT, HANDHOLE, TRENCH AND BACKFILL, ETC., AND NO EXTRA COMPENSATION SHALL BE ALLOWED. ALL ROADWAY SURFACES SUCH AS SHOULDERS, MEDIANS, SIDEWALKS, PAVEMENT, ETC. SHALL BE REPLACED IN KIND. ALL DAMAGE TO MOWED LAWNS SHALL BE REPLACED WITH AN APPROVED SOD, AND ALL DAMAGE TO UNMOWED FIELDS SHALL BE SEED IN ACCORDANCE WITH STANDARD SPECIFICATIONS 252 AND 250 RESPECTIVELY.

I.D.O.T TRAFFIC SIGNAL INSTALLATION ELECTRICAL SERVICE REQUIREMENTS					TOTAL WATTAGE
TYPE	NO. LAMPS	WATTAGE INCAND.	LED	%OPERATION	
SIGNAL (RED)	12	-	17	0.50	102
(YELLOW)	12	-	25	0.25	75
(GREEN)	12	-	15	0.25	45
ARROW	16	-	12	0.10	19.2
PED. SIGNAL	4	-	25	1.00	100
CONTROLLER	1	-	100	1.00	100
ILLUM. SIGN	-	-	25	0.05	-
VIDEO SYSTEM	1	150	-	1.00	150
FLASHER				0.50	
ENERGY COSTS TO:					TOTAL = 591.2

ILLINOIS DEPARTMENT OF TRANSPORTATION

201 W. CENTER COURT
SCHAMBURG, ILLINOIS 60196

ENERGY SUPPLY CONTACT: JOSEPH STACHO
PHONE: 630-424-5704
COMPANY: COMED

FILE NAME =	DESIGNED - GHT	REVISED -
... \d162419-shr*tr-sonpca01e5.dgn	DRAWN - BDW	REVISED -
USER NAME = tblank	CHECKED - MPM	REVISED -
PLCT DATE = 12/7/2010	DATE = 12/6/10	REVISED -

benesch

STATE OF ILLINOIS
DEPARTMENT OF TRANSPORTATION

TEMPORARY TRAFFIC SIGNAL CABLE PLAN,
PHASE DESIGNATION AND EVP SEQUENCE
NAPERVILLE RD AND DANADA SQ

SCALE: NTS SHEET NO.23 OF 27 SHEETS STA. TO STA.

F.A.P. RTE.	SECTION	COUNTY	TOTAL SHEETS	SHEET NO.
365	(57 & 58)WRS-2	DUPAGE	681	366
CONTRACT NO. 62419			ILLINOIS FED. AID PROJECT	