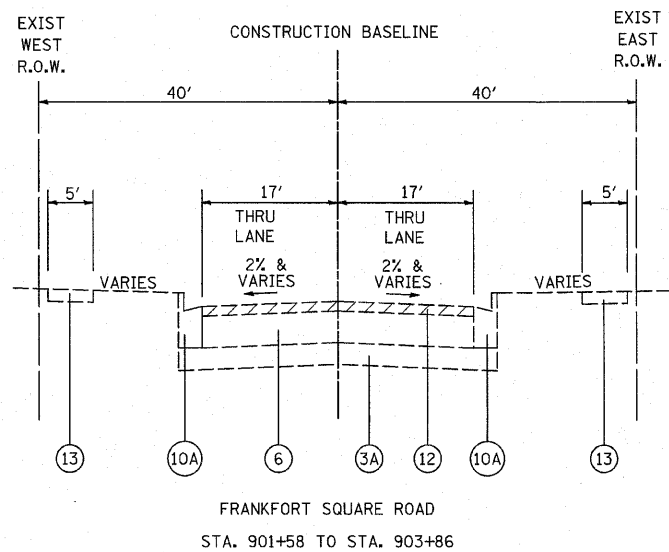
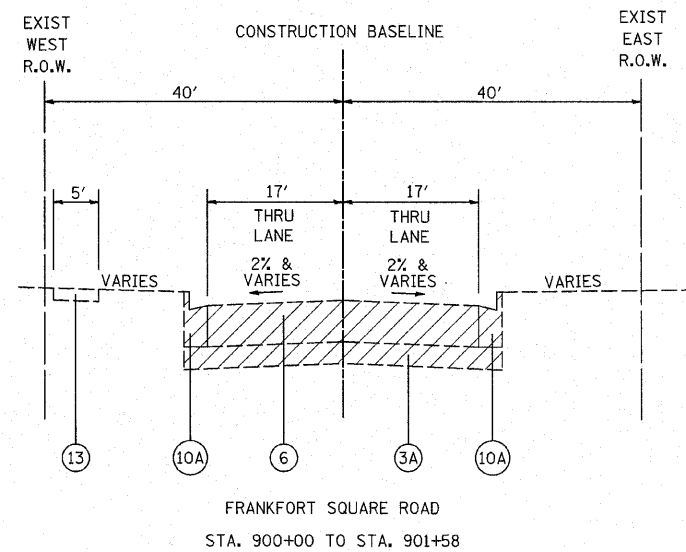
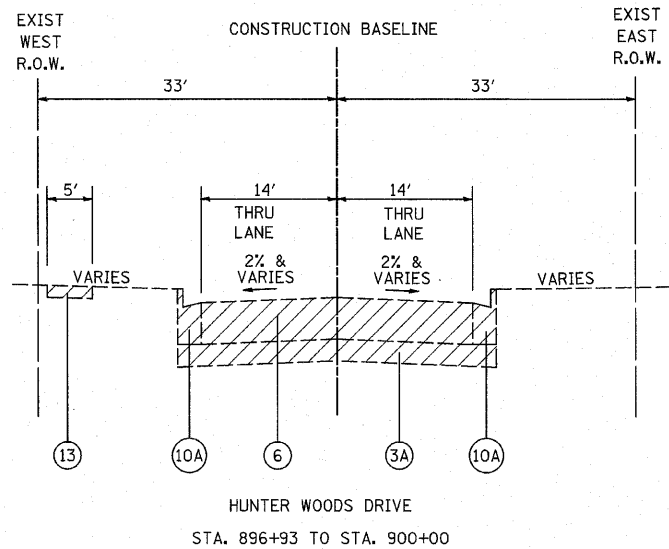
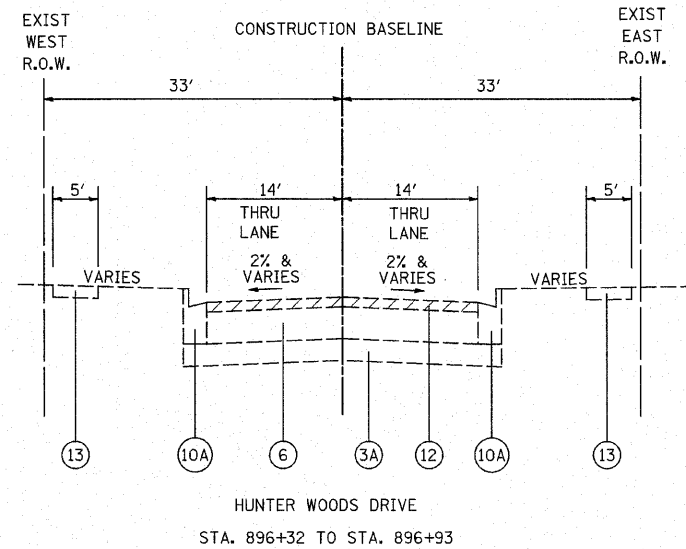
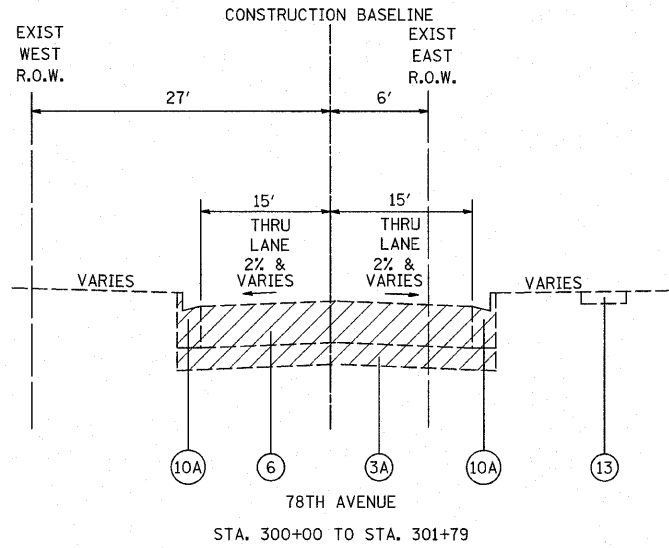
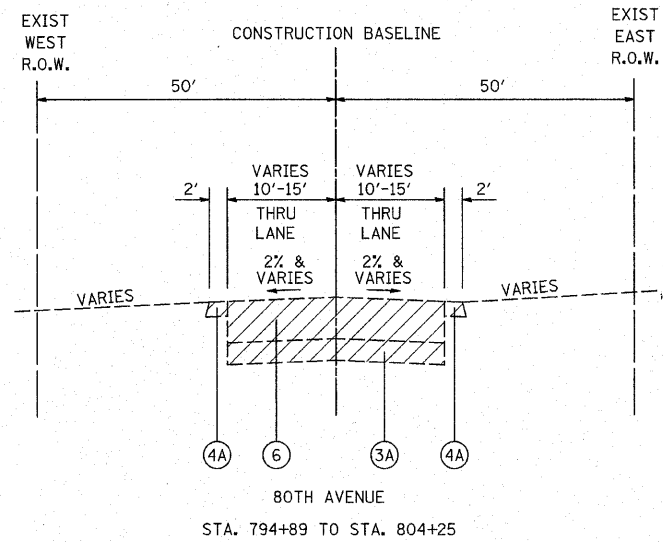


F.A.P. RTE.	SECTION	COUNTY	TOTAL SHEETS	SHEET NO.
353	(12&13)WRS-4	WILL	608	25
STA.		TO STA.		
FED. ROAD DIST. NO. 1		ILLINOIS FED. AID PROJECT		



- LEGEND**
- ① EXISTING COMB. CONC. CURB AND GUTTER, TYPE B-6.24
 - ①A EXISTING COMB. CONC. CURB AND GUTTER, TYPE M-2.24
 - ② EXISTING P.C.C. PAVEMENT, DEPTH VARIES 6" TO 9"
 - ②A EXISTING P.C.C. PAVEMENT, 9.5"
 - ③ EXISTING P.C.C. PAVEMENT, DEPTH VARIES 10" TO 11"
 - ③A EXISTING GRANULAR SUB-BASE
 - ④ EXISTING STABILIZED MEDIAN SURFACE, 8"
 - ④A EXISTING AGGREGATE SHOULDER
 - ⑤ EXISTING HOT-MIX ASPHALT PAVEMENT, 2.25"
 - ⑤A EXISTING HOT-MIX ASPHALT PAVEMENT, 2.75"
 - ⑥ EXISTING HOT-MIX ASPHALT PAVEMENT, DEPTH VARIES 3.75" TO 6.5"
 - ⑥A EXISTING HOT-MIX ASPHALT PAVEMENT, DEPTH 4.25" TO 4.5"
 - ⑦ EXISTING HOT-MIX ASPHALT PAVEMENT, DEPTH VARIES 9" TO 11.75"
 - ⑦A EXISTING HOT-MIX ASPHALT PAVEMENT, DEPTH VARIES 11.25" TO 15"
 - ⑧ EXISTING HOT-MIX ASPHALT PAVEMENT, 13"
 - ⑧A EXISTING HOT-MIX ASPHALT PAVEMENT, 13.75"
 - ⑨ EXISTING HOT-MIX ASPHALT PAVEMENT, 17"
 - ⑨A EXISTING HOT-MIX ASPHALT PAVEMENT, 25.5"
 - ⑩ EXISTING COMB. CONC. CURB AND GUTTER, TYPE B-9.12
 - ⑩A EXISTING COMB. CONC. CURB AND GUTTER, TYPE B-6.12
 - ⑪ EXISTING P.C. CONCRETE MEDIAN SURFACE
 - ⑪A EXISTING CORRUGATED CONCRETE MEDIAN
 - ⑫ HOT-MIX ASPHALT SURFACE REMOVAL, 1.5"
 - ⑫A EXISTING HOT-MIX ASPHALT SHOULDER
 - ⑬ EXISTING P.C.C. SIDEWALK
 - ⑬A EXISTING HOT-MIX ASPHALT PAVEMENT, 9"
 - ⑭ HOT-MIX ASPHALT SURFACE REMOVAL, VARIABLE DEPTH
- ▨ REMOVAL

NOTE: SEE PLAN SHEETS FOR ADDITIONAL PAVEMENT CORE INFORMATION.

REVISIONS		ILLINOIS DEPARTMENT OF TRANSPORTATION
NAME	DATE	
		SIDE STREETS EXISTING TYPICAL SECTIONS

SCALE: NOT TO SCALE
DATE 6/11/2010

DRAWN BY DJK
CHECKED BY JRJ