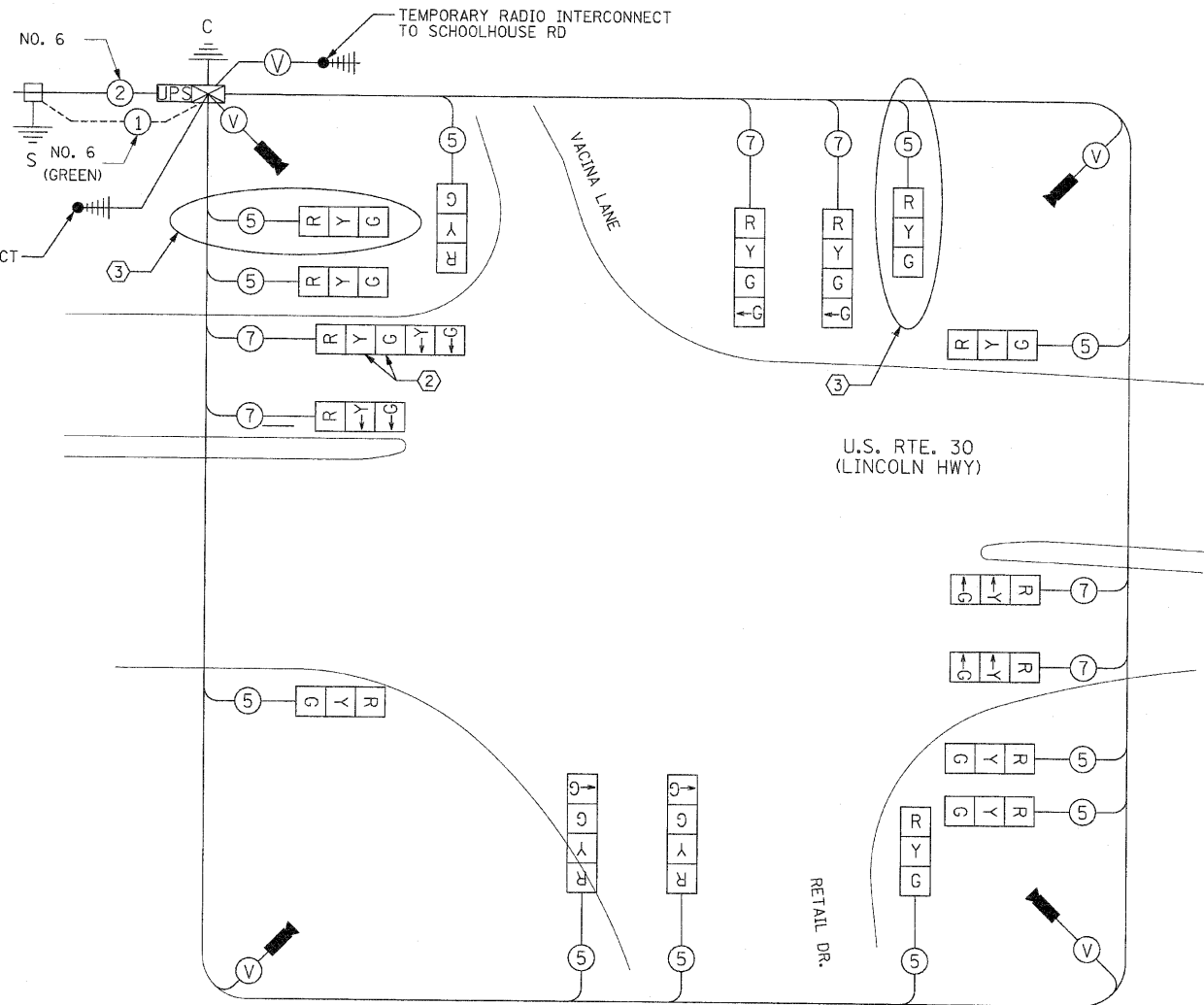
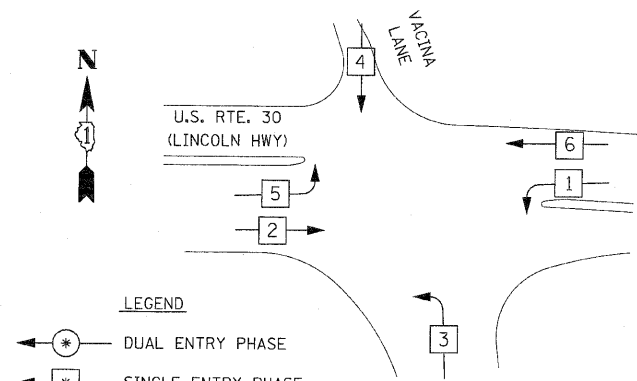


F.A.P. RTE.	SECTION	COUNTY	TOTAL SHEETS	SHEET NO.
353	(12&13)WRS-3	WILL	1235	554
STA.		TO STA.		
FED. ROAD DIST. NO.	ILLINOIS	FED. AID PROJECT		

CONTRACT NO. 62479



CONTROLLER SEQUENCE

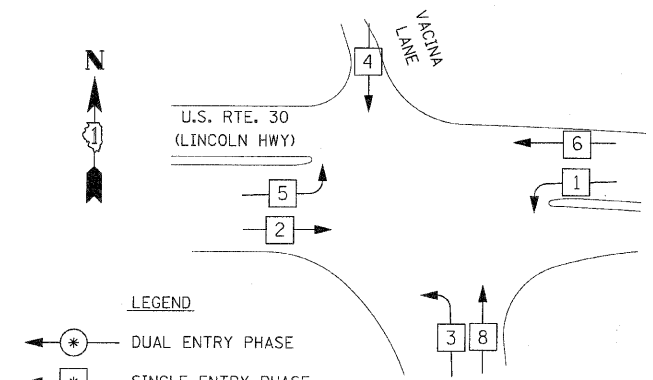


LEGEND

- ⊛ DUAL ENTRY PHASE
- ⊠ SINGLE ENTRY PHASE
- ◊ OL OVERLAP
- ⊙ PEDESTRIAN PHASE
- \* NUMBER REFERS TO ASSOCIATED PHASE

TEMPORARY PHASE DESIGNATION DIAGRAM STAGE 4

CONTROLLER SEQUENCE



LEGEND

- ⊛ DUAL ENTRY PHASE
- ⊠ SINGLE ENTRY PHASE
- ◊ OL OVERLAP
- ⊙ PEDESTRIAN PHASE
- \* NUMBER REFERS TO ASSOCIATED PHASE

TEMPORARY PHASE DESIGNATION DIAGRAM EXISTING CONDITION & PRE-STAGE 1

TEMPORARY CABLE PLAN

CONSTRUCTION NOTES:

- ① TEMPORARY RADIO INTERCONNECT SHALL NOT BE REMOVED UNTIL FIBER INTERCONNECT FROM WASHINGTON ST TO JOLIET HWY IS INSTALLED AND OPERATIONAL.
- ② LENS TO BE BAGGED AND DISCONNECTED DURING STAGE 4.
- ③ SIGNAL HEAD TO BE BAGGED AND DISCONNECTED DURING STAGE 4.

I.D.O.T. TRAFFIC SIGNAL INSTALLATION ELECTRICAL SERVICE REQUIREMENTS					TOTAL WATTAGE
TYPE	NO. LAMPS	WATTAGE INCAND.	WATTAGE LED	*XOPERATION	
SIGNAL (RED)	17	17	0.50	144.5	
(YELLOW)	14	25	0.25	87.5	
(GREEN)	14	15	0.25	52.5	
ARROW	12	12	0.10	14.4	
PED. SIGNAL	0	25	1.00	0	
CONTROLLER	1	100	1.00	100	
ILLUM. SIGN	0		0.05		
VIDEO SYSTEM	1	150	1.00	150	
FLASHER	0		0.50		
ENERGY COSTS TO: ILLINOIS DEPARTMENT OF TRANSPORTATION				TOTAL =	548.9
201 WEST CENTER COURT SCHAUMBURG, ILLINOIS 60196-1096					
ENERGY SUPPLY CONTACT: MR. HARRY JONES					
PHONE: (815) 724-5057					
COMPANY: COM. ED.					

THE TRAFFIC CONTROL EQUIPMENT FOR THIS TEMPORARY SIGNAL SHALL MATCH THE TEMPORARY TRAFFIC SIGNAL CONTROL EQUIPMENT USED AT THE INTERSECTION OF US RTE 30 AND SCHOOLHOUSE RD.

RESTORATION OF WORK AREA. RESTORATION OF THE TRAFFIC SIGNAL WORK AREA SHALL BE INCIDENTAL TO THE RELATED PAY ITEM SUCH AS FOUNDATION, CONDUIT, HANDHOLE, TRENCH AND BACKFILL, ETC., AND NO EXTRA COMPENSATION SHALL BE ALLOWED. ALL ROADWAY SURFACES SUCH AS SHOULDERS, MEDIANS, SIDEWALKS, PAVEMENT, ETC. SHALL BE REPLACED IN KIND. ALL DAMAGE TO MOWED LAWNS SHALL BE REPLACED WITH AN APPROVED SOD. AND ALL DAMAGE TO UNMOWED FIELDS SHALL BE SEEDING IN ACCORDANCE WITH STANDARD SPECIFICATIONS 252 AND 250 RESPECTIVELY.

REVISIONS		ILLINOIS DEPARTMENT OF TRANSPORTATION TEMPORARY CABLE PLAN, TEMPORARY PHASE DESIGNATION DIAGRAM, TEMPORARY EMERGENCY VEHICLE PREEMPTION (EXISTING, PRE-STAGE 1 & STAGE 4) US RTE. 30 AT VANCINA LN
NAME	DATE	
		DRAWN BY :RC DESIGNED BY :ZH CHECKED BY :GB

SCALE : 1" = NTS  
DATE : 10/12/2010