



**LEGEND**

- TEMPORARY DITCH CHECK, ROLLED EXCELSIOR SPACED 150' (TYP), UNLESS NOTED OTHERWISE ON THE PLANS (SEE STD 280001)
- SEDIMENT CONTROL, SILT FENCE (SEE STD 280001)
- INLET AND PIPE PROTECTION (SEE STANDARD 280001)
- TEMPORARY FENCE
- CONSTRUCTION WORK ZONE
- TEMPORARY PAVEMENT
- FLOWLINE FOR PROPOSED DITCH
- FLOWLINE OF EXISTING DITCH
- TREE REMOVED
- TREE PRUNED




**TEMPORARY EROSION CONTROL NOTES**

1. THE CONTRACTOR SHALL INSTALL TEMPORARY EROSION CONTROL MEASURES PRIOR THE START OF CONSTRUCTION OPERATIONS WHICH WILL POTENTIALLY CREATE ERODIBLE CONDITIONS. PLACEMENT AND MAINTENANCE OF TEMPORARY EROSION CONTROL SYSTEMS WILL BE UTILIZED THROUGHOUT THE CONSTRUCTION LIMITS.
2. TEMPORARY EROSION CONTROL MEASURES SHALL BE CONSTRUCTED AS SHOWN ON THE PLANS AND AS DIRECTED BY THE ENGINEER. THE WORK SHALL BE COMPLETED IN ACCORDANCE WITH SECTION 280-TEMPORARY EROSION CONTROL OF THE STANDARD SPECIFICATIONS, CONTRACT SPECIAL PROVISIONS AND THE STORM WATER POLLUTION PREVENTION PLAN (SWPPP).
3. THE CONTRACTOR SHALL PERFORM ALL WORK AS DIRECTED BY THE ENGINEER AND AS SHOWN IN HIGHWAY STANDARD 280001.
4. WEEKLY SITE INSPECTIONS AND APPROPRIATE MAINTENANCE OF ALL EROSION CONTROL MEASURES/DEVICES SHALL BE CONDUCTED AND DOCUMENTED AT ALL TIMES DURING CONSTRUCTION AND ESPECIALLY PRIOR TO, DURING, AND AFTER RAIN EVENTS. THE CONTRACTOR SHALL IMMEDIATELY PLACE AND MAINTAIN TEMPORARY EROSION CONTROL SEEDING AT ALL ERODIBLE/BARE AREAS IN ACCORDANCE WITH SECTION 280 OF THE STANDARD SPECIFICATIONS. SEE SWPPP FOR ADDITIONAL REQUIREMENTS AND INFORMATION.
5. THE CONTRACTOR SHALL PLACE SEDIMENT CONTROL AND SILT FENCE AROUND ALL EARTH STOCKPILES.
6. EROSION CONTROL MEASURES PLACED ON THE NORTH SIDE OF US RTE 20 DURING STAGE 1 AND THE SOUTH SIDE OF US RTE 20 DURING STAGE 2 SHALL REMAIN IN PLACE AND MAINTAINED THROUGH OUT STAGE 3 UNTIL NO LONGER REQUIRED.
7. AGGREGATE (EROSION CONTROL) AND FILTER FABRIC HAVE BEEN INCLUDED IN THE PLANS FOR STABILIZED CONSTRUCTION ENTRANCES/EXITS. LOCATIONS OF THE ENTRANCES/EXITS SHALL BE DETERMINED BY THE CONTRACTOR AND APPROVED BY THE ENGINEER. THE INSTALLATION OF THE ENTRANCES/EXITS SHALL BE IN ACCORDANCE WITH THE ILLINOIS URBAN MANUAL OR AS DIRECTED BY THE ENGINEER.
8. THE CONTRACTOR SHALL USE ROLLED EXCELSIOR FOR THE TEMPORARY DITCH CHECKS UNLESS OTHERWISE DIRECTED BY THE ENGINEER.
9. EROSION CONTROL MEASURES ARE FOR THE WIDENING SECTIONS ONLY.



FILE NAME : P:\2009\ME09006\_Ver\er-Ph11\CADD\W05.US20\Shs\0162529-sht-ERO1.dwg  
 PLOT SCALE = 50.0000 / IN.  
 USER NAME = Millennia Professional Services



200 22ND Street, Suite 216, Lombard, IL 60148  
 630.705.0110 voice, 630.839.2566 fax  
 WWW.MPS-IL.COM  
**MILLENNIA PROFESSIONAL SERVICES**

DESIGNED - TVN	REVISED -
DRAWN - TVN	REVISED -
CHECKED - RPD	REVISED -
DATE - 4/9/2010	REVISED -

**STATE OF ILLINOIS**  
**DEPARTMENT OF TRANSPORTATION**

**U.S. ROUTE 20**  
**EAST OF PLANK ROAD TO WELD ROAD**

**EROSION CONTROL PLAN**

F.A.P. RTE.	SECTION	COUNTY	TOTAL SHEETS	SHEET NO.
345	BWRS-2	KANE	72	22
CONTRACT NO. 62529				

ERO-1

SCALE: SHEET NO. OF SHEETS STA. TO STA.

FED. ROAD DIST. NO. 1 ILLINOIS FED. AID PROJECT