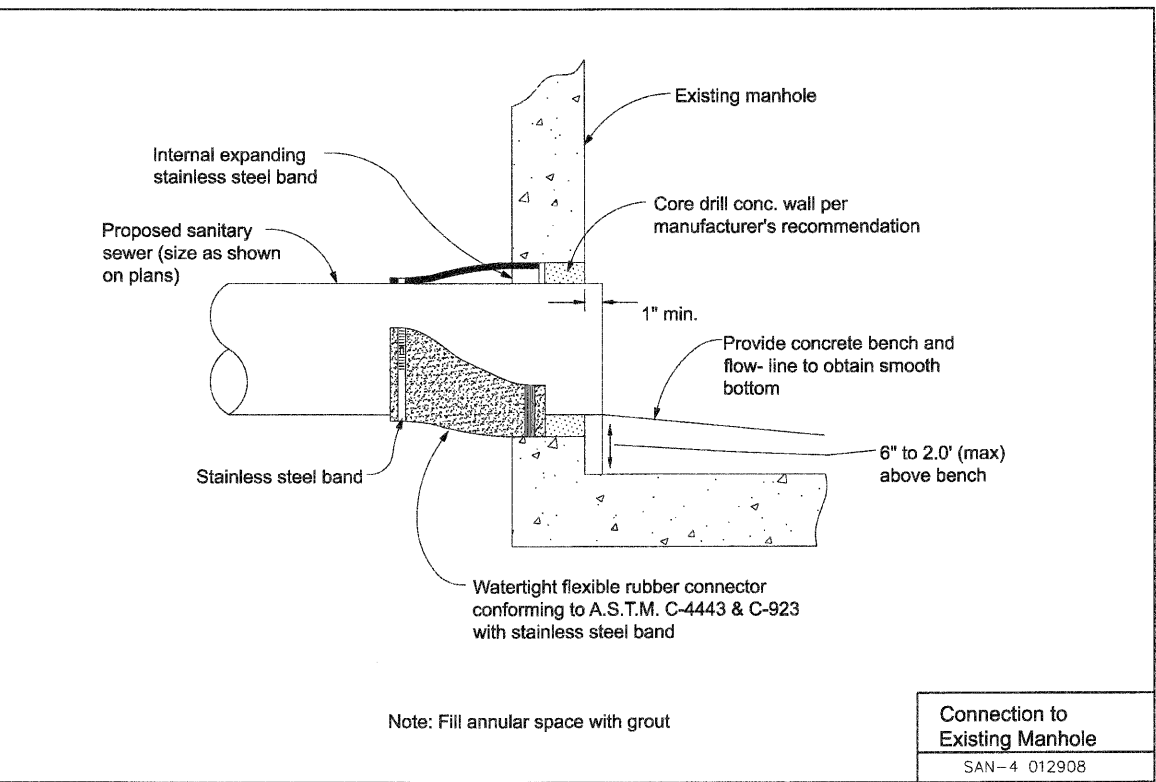
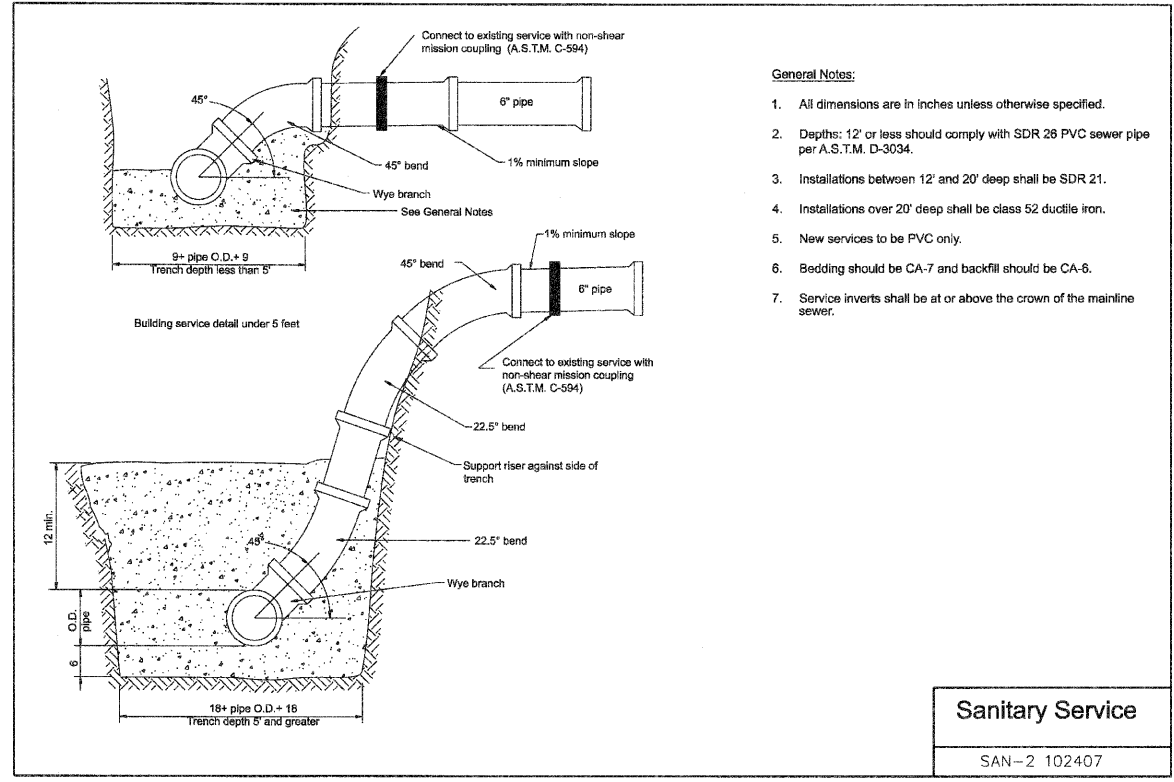


- General Notes:**
- All dimensions are in inches unless otherwise specified.
  - Steps shall be provided at 16" O.C. and shall be copolymer polypropylene plastic with a continuous 1/2-inch steel reinforcement, not to be positioned over inverts.
  - Adjustment: Three adjustment rings totaling 8" in height may be used. No more than two (2) of those rings may be precast concrete. The top ring in paved areas with crown adjustments shall be rubber.
  - When adjusting rings are required on structures, provide ADCC WT-64 butyl sealant (or approved equal) between the adjusting rings and the structure.
  - Butyl rubber joint sealant by EZ-Slik (or approved equal) shall be applied on barrel section joints.
  - Structure shall be placed on a minimum 6" CA-6 granular bed.

**Sanitary Manhole**  
SAN-1 102407

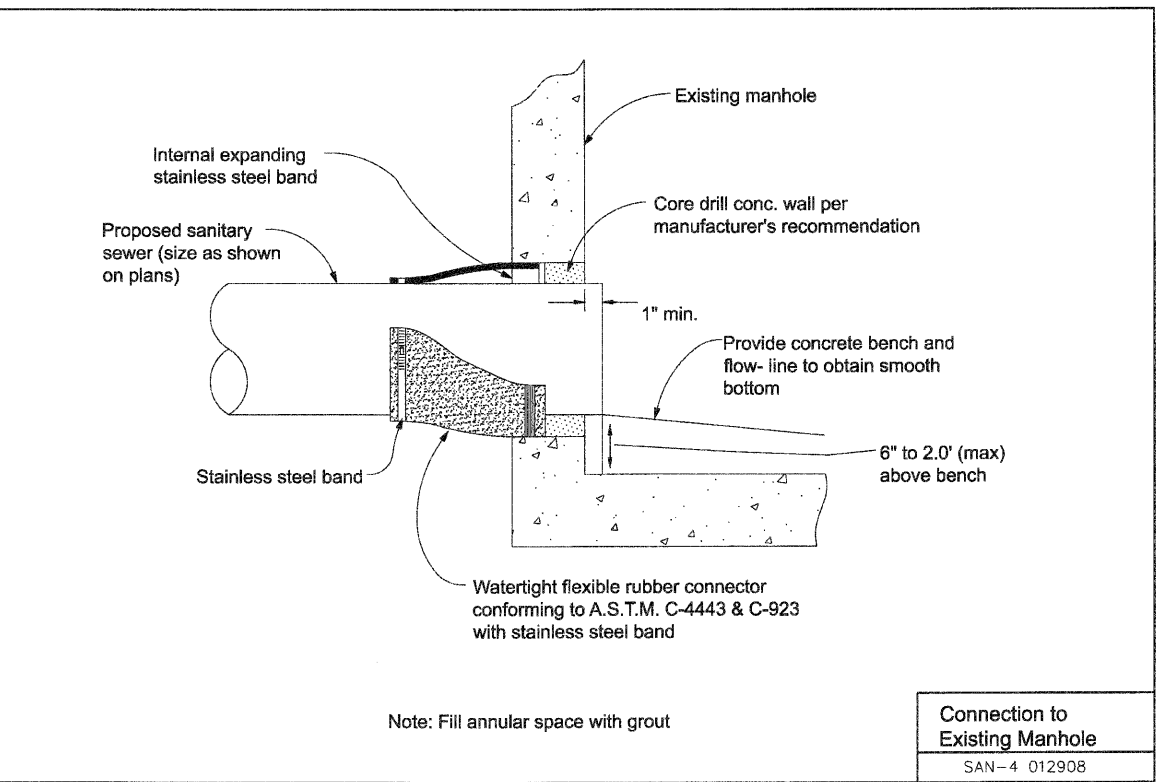


**Connection to Existing Manhole**  
SAN-4 012908



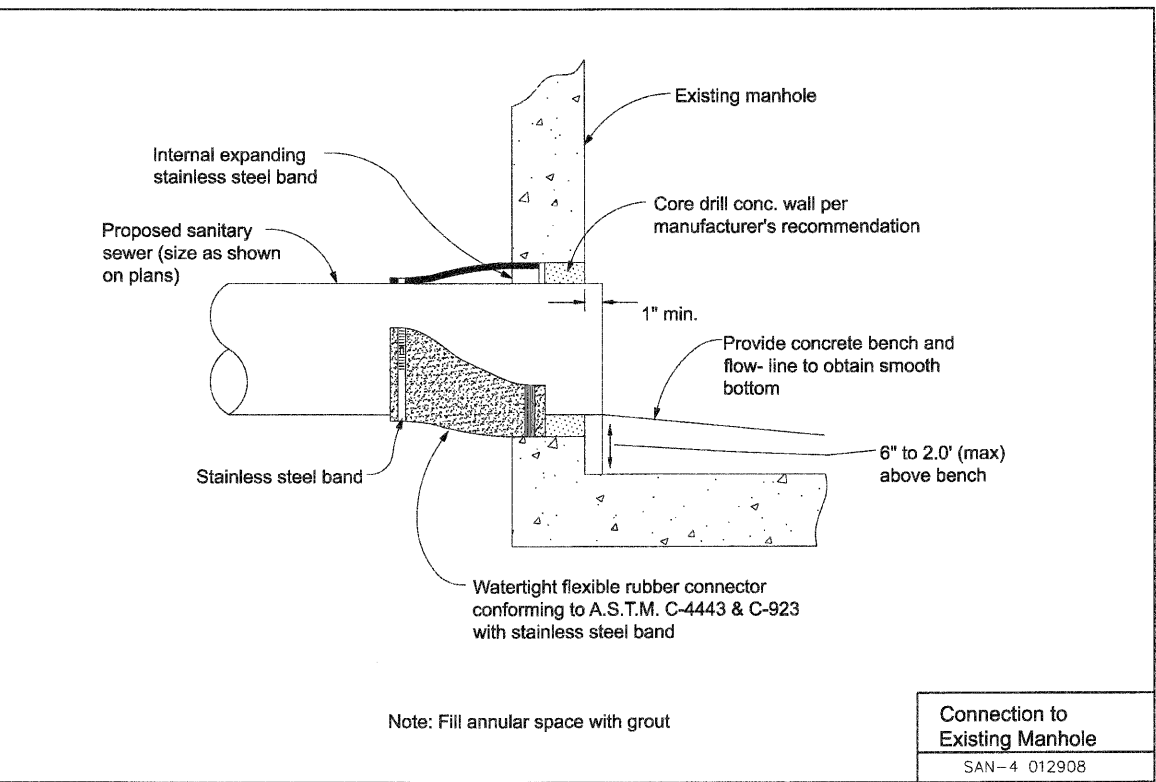
- General Notes:**
- All dimensions are in inches unless otherwise specified.
  - Depths: 12' or less should comply with SDR 28 PVC sewer pipe per A.S.T.M. D-3034.
  - Installations between 12' and 20' deep shall be SDR 21.
  - Installations over 20' deep shall be class 52 ductile iron.
  - New services to be PVC only.
  - Bedding should be CA-7 and backfill should be CA-6.
  - Service inverts shall be at or above the crown of the mainline sewer.

**Sanitary Service**  
SAN-2 102407

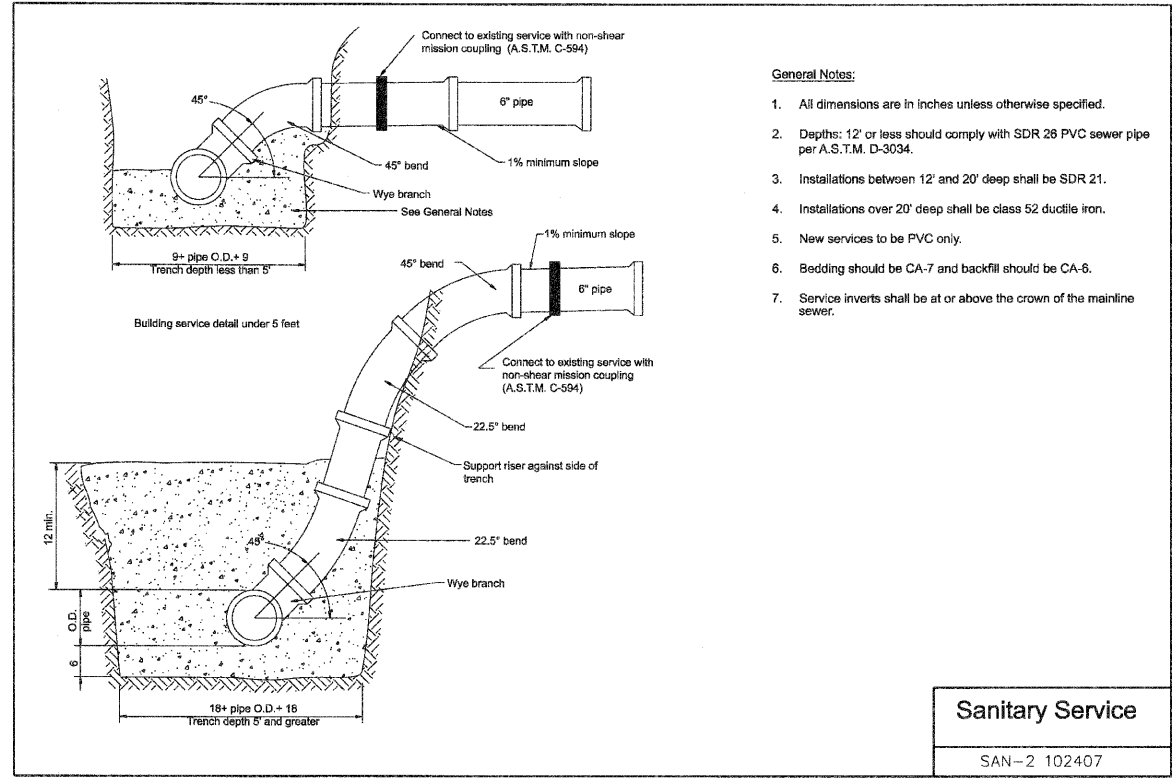


- General Notes:**
- All dimensions are in inches unless otherwise specified.
  - Steps shall be provided at 16" O.C. and shall be copolymer polypropylene plastic with a continuous 1/2-inch steel reinforcement, not to be positioned over inverts.
  - Adjustment: Three adjustment rings totaling 8" in height may be used. No more than two (2) of those rings may be precast concrete. The top ring in paved areas with crown adjustments shall be rubber.
  - When adjusting rings are required on structures, provide ADCC WT-64 butyl sealant (or approved equal) between the adjusting rings and the structure.
  - Butyl rubber joint sealant by EZ-Slik (or approved equal) shall be applied on barrel section joints.
  - Structure shall be placed on a minimum 6" CA-6 granular bed.

**Sanitary Manhole**  
SAN-1 102407



**Connection to Existing Manhole**  
SAN-4 012908



- General Notes:**
- All dimensions are in inches unless otherwise specified.
  - Depths: 12' or less should comply with SDR 28 PVC sewer pipe per A.S.T.M. D-3034.
  - Installations between 12' and 20' deep shall be SDR 21.
  - Installations over 20' deep shall be class 52 ductile iron.
  - New services to be PVC only.
  - Bedding should be CA-7 and backfill should be CA-6.
  - Service inverts shall be at or above the crown of the mainline sewer.

**Sanitary Service**  
SAN-2 102407

SEC GROUP, INC.  
 PROJECT CONTACT: VILLAGE OF CARPENTERSVILLE  
 CLIENT: VILLAGE OF CARPENTERSVILLE  
 DATE PLOTTED: 11/1/2010 6:02:42 PM  
 FILE NAME: 080326-061-01.dgn  
 PLOT DRIVER: pdfplot  
 PEN TABLE: standard-trans.tbl

**SEC Group, Inc.**  
 An HNTB Group Company  
 420 N. First Street  
 Moline, IL 60050-2700  
 T: 815.345.1778 F: 815.385.1781  
 www.secgroupinc.com

|                       |                 |           |
|-----------------------|-----------------|-----------|
| USER NAME = chertke   | DESIGNED -      | REVISED - |
| PLOT SCALE = N.T.S.   | DRAWN -         | REVISED - |
| PLOT DATE = 11/1/2010 | CHECKED -       | REVISED - |
|                       | DATE = 10/25/10 | REVISED - |

**VILLAGE OF CARPENTERSVILLE**

|                |                         |
|----------------|-------------------------|
| <b>DETAILS</b> |                         |
| SCALE: N.T.S.  | SHEET NO. 1 OF 1 SHEETS |
| STA. NA        | TO STA. NA              |

| F.A. RTE.                                       | SECTION        | COUNTY | TOTAL SHEETS              | SHEET NO. |
|---|----------------|--------|---------------------------|-----------|
| •   | 06-00074-00-FP | KANE   | 211                       | 112       |
| * FAU 2414, FAU 1280, FAP 343                   |                |        | <b>CONTRACT NO. 63504</b> |           |
| FED. ROAD DIST. NO. [ILLINOIS] FED. AID PROJECT |                |        |                           |           |