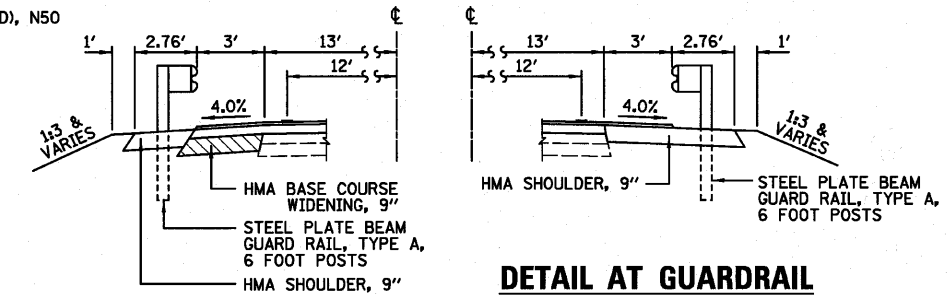


PROPOSED TYPICAL CROSS SECTION (2)
F.A.P. 698 (IL 89)

STA 25+85.00 TO STA 28+28.50
SEE STATE STANDARD 420401 BRIDGE APPROACH PAVEMENT CONNECTOR
STA 28+28.50 TO STA 28+38.50
STA 30+43.50 TO STA 30+49.50

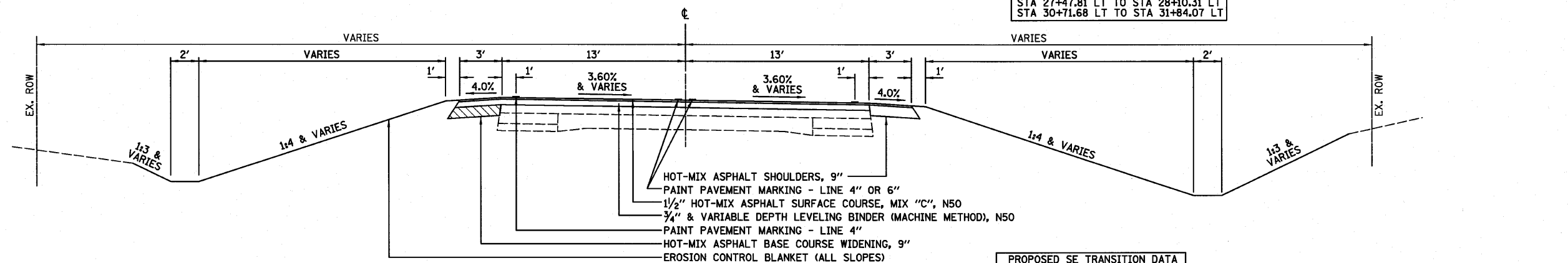


DETAIL AT GUARDRAIL

STA 27+47.81 LT TO STA 28+10.31 LT
STA 30+71.68 LT TO STA 31+84.07 LT

DETAIL AT GUARDRAIL

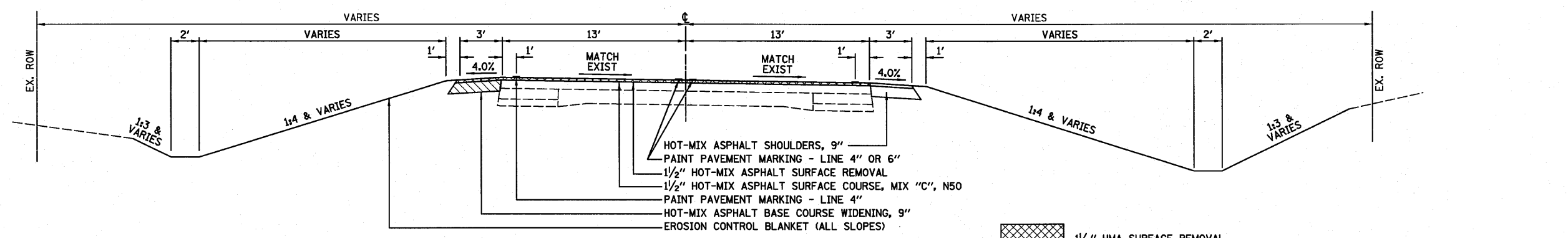
STA 26+99.72 RT TO STA 28+10.31 RT
STA 30+71.68 RT TO STA 31+34.19 RT



PROPOSED TYPICAL CROSS SECTION (3)
F.A.P. 698 (IL 89)

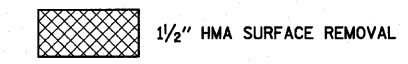
STA 30+49.50 TO STA 32+00.00

PROPOSED SE TRANSITION DATA	
TAN RUNOUT:	STA 30+48.70 TO STA 30+90.23
SE RUNOFF:	STA 30+90.23 TO STA 31+89.91
FULL SE:	ATTAINED AT STA 31+89+91



PROPOSED TYPICAL CROSS SECTION (4)
F.A.P. 698 (IL 89)

STA 32+00.00 TO STA 34+20.00



FILE NAME =	USER NAME = #USER#	DESIGNED - JML	REVISED -	STATE OF ILLINOIS DEPARTMENT OF TRANSPORTATION	TYPICAL SECTIONS			F.A.P. RTE. 698	SECTION (101 BR)BR	COUNTY BUREAU	TOTAL SHEETS 47	SHEET NO. 6
#FILE#		DRAWN - JJO	REVISED -					SCALE: SHEET NO. OF SHEETS STA. TO STA.			CONTRACT NO. 66910	
		CHECKED - MSW	REVISED -		FED. ROAD DIST. NO. ILLINOIS FED. AID PROJECT							
		DATE - 10/08/10	REVISED -		ILLINOIS FED. AID PROJECT							