STATE OF ILLINOIS
DEPARTMENT OF TRANSPORTATION

					SHEET NO. 5
		FORD	34	32	7 SHEETS

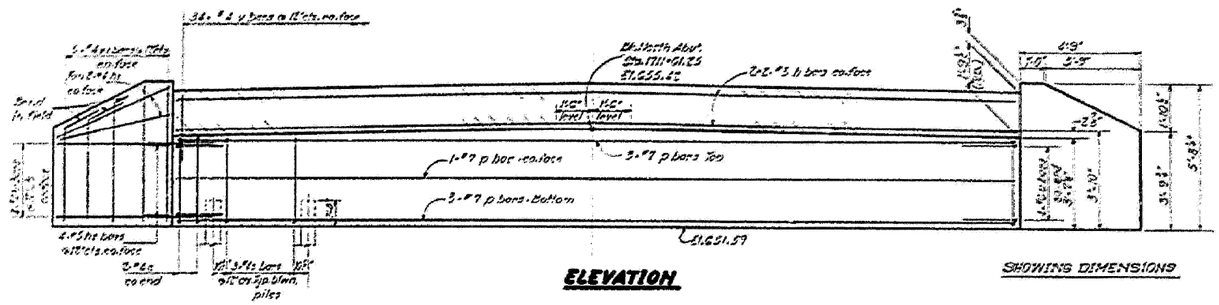

SHOWING REINFORCEMENT

ELEVATION

SHOWING DIMENSIONS

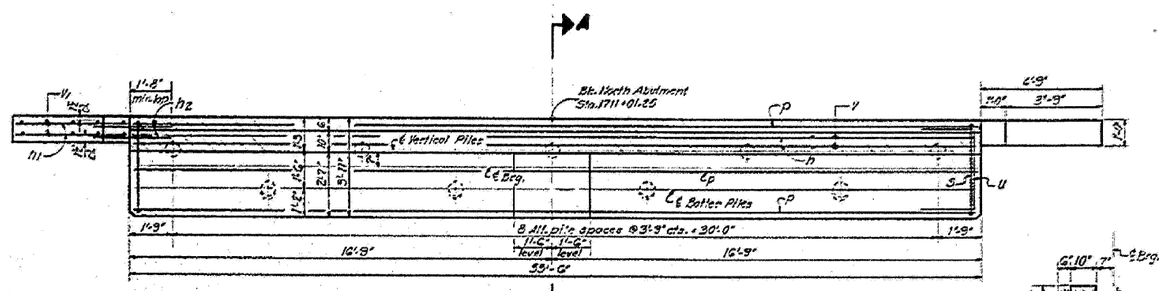

PLAN

PILE DATA

Type: Concrete
Capacity: 40T
Est. Length: 29 Ft.
No. Required: 8 plus one test pile.

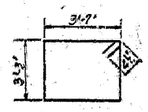

BAR a

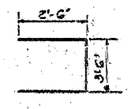

BAR u

Notes:
Hatched areas to be poured after beams are in place.
All edges shall have standard ¾" chamfers unless otherwise noted.

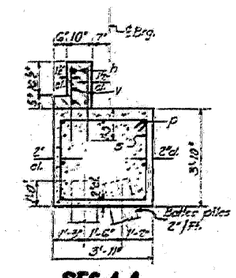

SEC. A-A

BILL OF MATERIAL

Bar	No.	Size	Length	Shape
h	8	#5	17'-7"	
hz	23	#5	2'-6"	
hz	16	#5	3'-6"	
p	3	#7	55'-3"	
s	23	#4	12'-5"	
u	8	#6	8'-6"	
y	68	#5	2'-11"	
w	20	#6	5'-5"	
Concrete Removal			Cu. Yd.	9
Reinforcement Bars			Pound	1400
Class X Concrete			Cu. Yd.	21.6
Concrete Piles			Lin. Ft.	216
Test Pile (Concrete)			Each	1

DESIGNED	C.N. Mahajan
CHECKED	Patrick M. Petronis
DRAWN	Lynn Plotnicki
CHECKED	R.M.P.



EXAMINED
PASSED
APPROVED

NORTH ABUTMENT
F.A.RT. 796 SEC. 106BR-3
FORD COUNTY
STA. 1711+31.00

FILE NAME = ...\66916-037-ExistPlans5.dgn	USER NAME = SAW	DESIGNED - RAC	REVISED -
		DRAWN - RAC	REVISED -
	PLOT SCALE = 50.0000 ' / IN.	CHECKED - DAZ	REVISED -
	PLOT DATE = 10/6/2010	DATE - 09/03/10	REVISED -

STATE OF ILLINOIS
DEPARTMENT OF TRANSPORTATION

ZROKA engineering
Zroka Engineering, P.C.
4216 North Hermitage
Chicago, IL 60613

SCALE: 1" = 50' | SHEET NO. 5 OF 10 SHEETS

EXISTING BRIDGE PLANS FOR INFORMATION ONLY

STA. 1707+00 TO STA. 1716+00

F.A.P. RTE.	SECTION	COUNTY	TOTAL SHEETS	SHEET NO.
796	(106) BR-3	FORD	48	37

CONTRACT NO. 66916

ILLINOIS FED. AID PROJECT