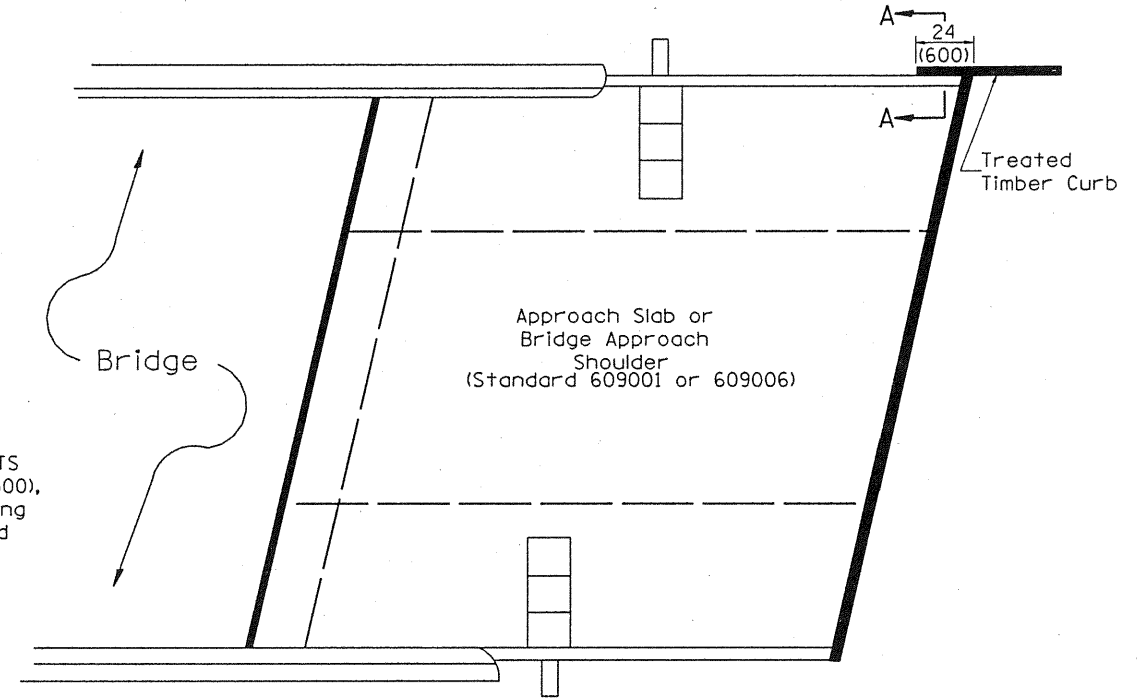


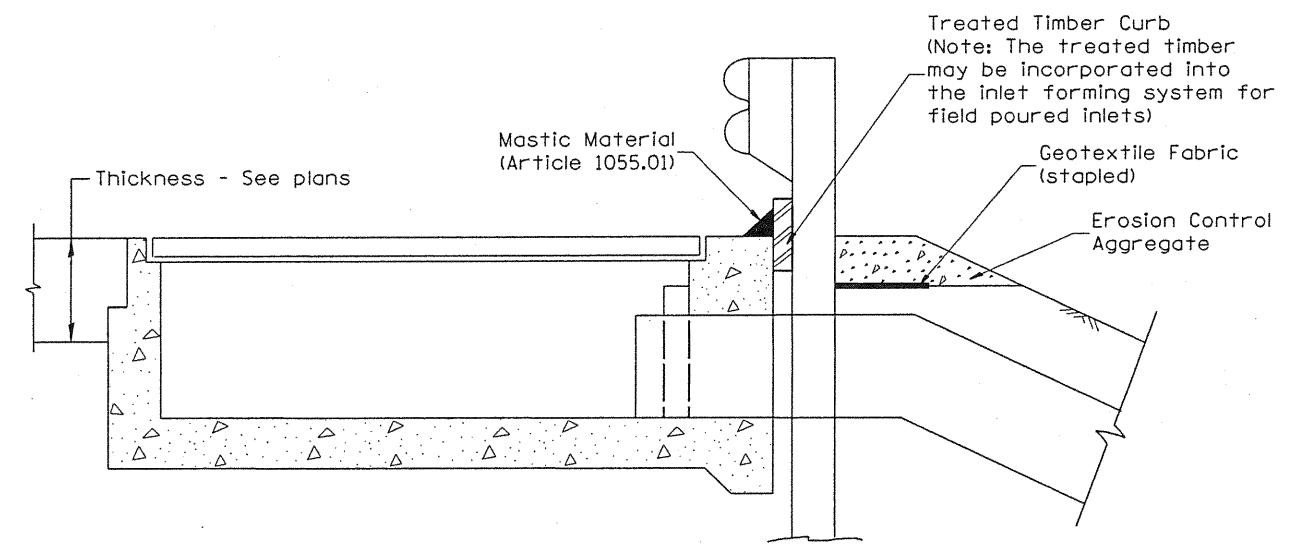
SPLICE LOCATED AT GUARDRAIL POST
1/2(M12) galvanized U-bolt with
nut & washer

SPLICE LOCATED BETWEEN GUARDRAIL POSTS
treated timber splice plate 2x12 (50x300),
actual size 1 1/2x11 1/2 (40x290), 24(600) long
with 8 evenly spaced 1/2(M12) galvanized
bolts with nuts & washers.

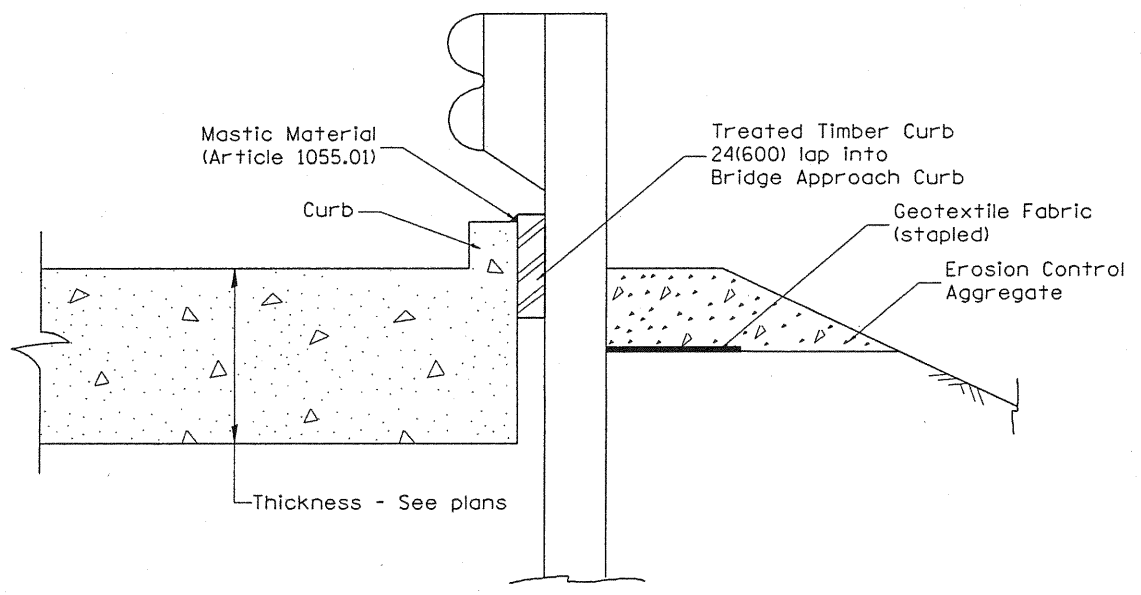
DETAIL A
(Typical Treated Timber Splices)



PLAN VIEW
APPROACH SLAB OR BRIDGE APPROACH SHOULDER
(STANDARD 609001 or 609006)



TYPICAL SECTION WITH EROSION CONTROL CURB
AT INLETS TYPE E & F (STANDARD 610001)



SECTION A-A
TYPICAL SECTION WITH EROSION CONTROL CURB
AT BRIDGE APPROACH CURB
(STANDARD 609001 OR 609006)

All dimensions are in inches (millimeters)
unless otherwise noted.

STATE OF ILLINOIS DEPARTMENT OF TRANSPORTATION				GUARDRAIL EROSION CONTROL TREATMENTS				F.A.P. RTE.	SECTION	COUNTY	TOTAL SHEETS	SHEET NO.
								310	(28B)BR-1	WARREN	71	61
NOT TO SCALE				SHT. 2 OF 2 CADD STD. 630101-D4				CONTRACT NO. 68661				
								FED. ROAD DIST. NO. ILLINOIS FED. AID PROJECT				