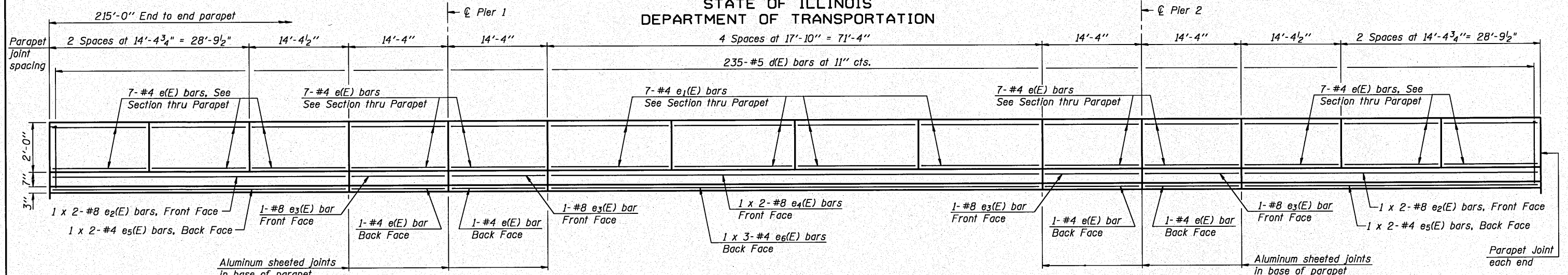


STATE OF ILLINOIS  
DEPARTMENT OF TRANSPORTATION



INSIDE ELEVATION OF SOUTH PARAPET  
REFLECTED INSIDE ELEVATION OF NORTH PARAPET

SUPERSTRUCTURE  
BILL OF MATERIAL

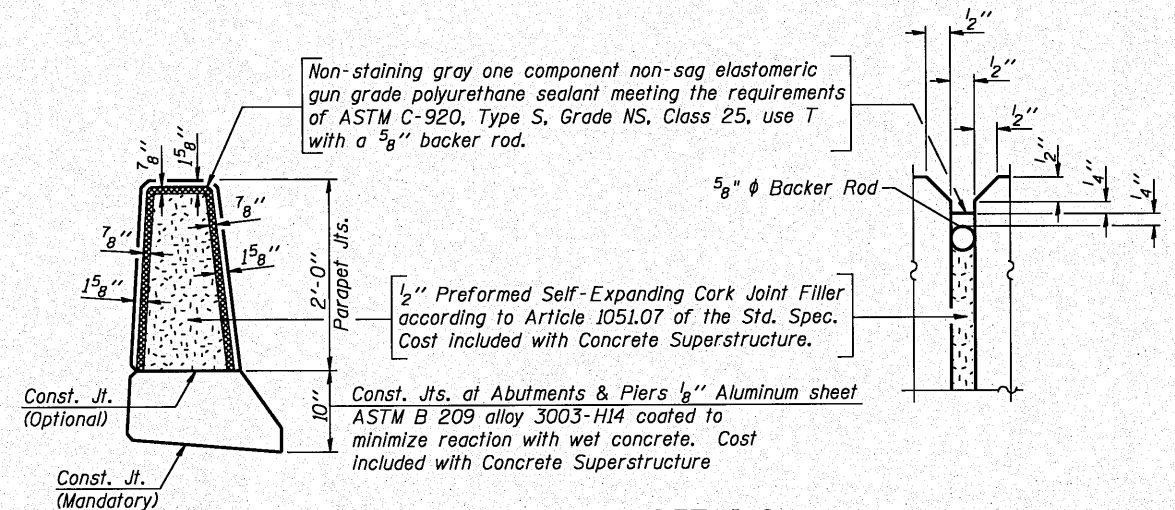
| Bar                 | No. | Size | Length  | Shape |
|---------------------|-----|------|---------|-------|
| a(E)                | 984 | #5   | 30'-0"  | —     |
| a <sub>1</sub> (E)  | 455 | #5   | 22'-0"  | —     |
| a <sub>2</sub> (E)  | 606 | #5   | 26'-0"  | —     |
| a <sub>3</sub> (E)  | 283 | #5   | 25'-9"  | —     |
| a <sub>4</sub> (E)  | 459 | #5   | 25'-0"  | —     |
| a <sub>5</sub> (E)  | 285 | #5   | 28'-9"  | —     |
| a <sub>6</sub> (E)  | 938 | #6   | 6'-6"   | —     |
| a <sub>7</sub> (E)  | 8   | #5   | 29'-2"  | —     |
| a <sub>8</sub> (E)  | 8   | #5   | 30'-11" | —     |
| a <sub>12</sub> (E) | 32  | #5   | 1'-6"   | —     |
| b(E)                | 840 | #5   | 29'-8"  | —     |
| b <sub>1</sub> (E)  | 756 | #5   | 26'-9"  | —     |
| b <sub>2</sub> (E)  | 202 | #6   | 40'-0"  | —     |
| b <sub>3</sub> (E)  | 202 | #6   | 16'-0"  | —     |
| b <sub>4</sub> (E)  | 30  | #5   | 27'-6"  | —     |
| b <sub>5</sub> (E)  | 33  | #5   | 25'-9"  | —     |
| c(E)                | 400 | #5   | 1'-4"   | ┌     |
| c <sub>1</sub> (E)  | 34  | #5   | 1'-7"   | ┌     |
| c <sub>2</sub> (E)  | 147 | #5   | 3'-6"   | —     |
| c <sub>3</sub> (E)  | 35  | #5   | 14'-1"  | —     |
| d(E)                | 470 | #5   | 5'-7"   | └     |
| d <sub>1</sub> (E)  | 470 | #5   | 7'-7"   | └     |
| e(E)                | 148 | #4   | 14'-1"  | —     |
| e <sub>1</sub> (E)  | 56  | #4   | 17'-6"  | —     |
| e <sub>2</sub> (E)  | 8   | #8   | 24'-2"  | —     |
| e <sub>3</sub> (E)  | 8   | #8   | 14'-1"  | —     |
| e <sub>4</sub> (E)  | 4   | #8   | 38'-2"  | —     |
| e <sub>5</sub> (E)  | 8   | #4   | 22'-6"  | —     |
| e <sub>6</sub> (E)  | 6   | #4   | 25'-1"  | —     |
| m(E)                | 20  | #6   | 29'-4"  | —     |
| m <sub>1</sub> (E)  | 20  | #6   | 31'-0"  | —     |
| m <sub>2</sub> (E)  | 44  | #6   | 11'-8"  | —     |
| m <sub>3</sub> (E)  | 12  | #6   | 9'-0"   | —     |
| m <sub>4</sub> (E)  | 24  | #6   | 8'-0"   | —     |
| m <sub>5</sub> (E)  | 4   | #6   | 3'-0"   | —     |
| m <sub>6</sub> (E)  | 2   | #6   | 5'-6"   | —     |

| Bar                              | No. | Size | Length  | Shape   |
|----------------------------------|-----|------|---------|---------|
| s(E)                             | 220 | #5   | 6'-10"  | ┌       |
| s <sub>1</sub> (E)               | 194 | #4   | 9'-7"   | └       |
| v(E)                             | 202 | #5   | 4'-1"   | └       |
| Concrete Superstructure          |     |      | Cu. Yd. | 709.8   |
| Bridge Deck Grooving             |     |      | Sq. Yd. | 2,124   |
| Protective Coat                  |     |      | Sq. Yd. | 2,545   |
| Reinforcement Bars, Epoxy Coated |     |      | Pound   | 179,660 |
| Bar Splicers                     |     |      | Each    | 984     |

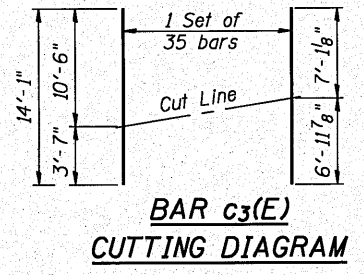
NOTES

1. Bars indicated thus 1 x 3-#5 etc. indicates 1 line of bars with 3 lengths per line.
2. Work this sheet with Sheets S14 & S15 of 39.

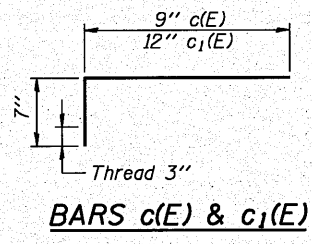
MINIMUM BAR LAP  
(Parapet)  
#4 bar = 2'-1"  
#8 bar = 5'-5"



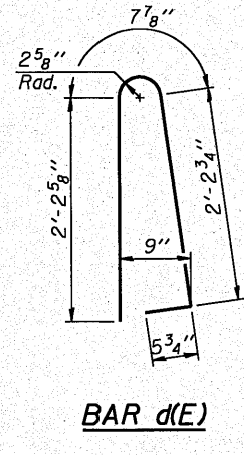
PARAPET JOINT DETAILS



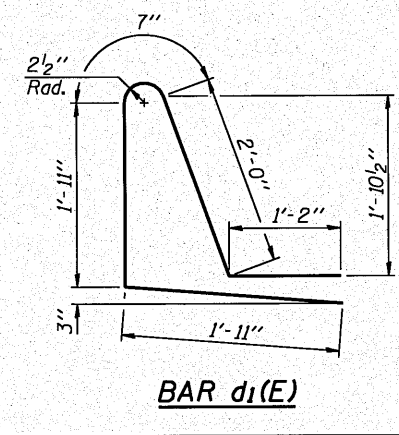
BAR c<sub>3</sub>(E)  
CUTTING DIAGRAM



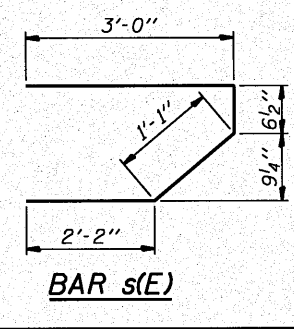
BARS c(E) & c<sub>1</sub>(E)



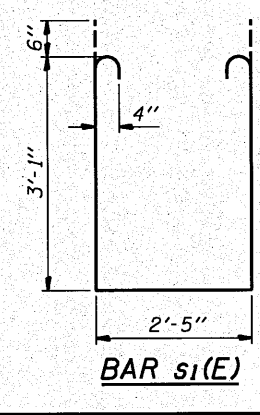
BAR d(E)



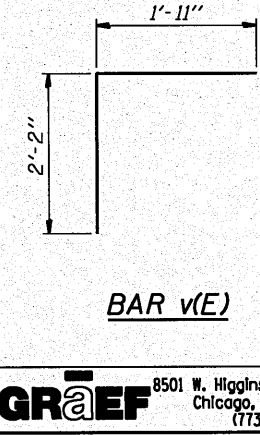
BAR d<sub>1</sub>(E)



BAR s(E)




BAR s<sub>1</sub>(E)



BAR v(E)

**DECK DETAILS**  
U.S. ROUTE 24 & IL ROUTE 9 OVER LA MARSH CREEK  
STATION 337+89.89  
STRUCTURE NO. 072-0228

|                                  |                    |                   |                  |                           |                 |
|----------------------------------|--------------------|-------------------|------------------|---------------------------|-----------------|
| SHEET NO.<br>S16 OF 39<br>SHEETS | F.A.P. RTE.<br>317 | SECTION<br>45BR-2 | COUNTY<br>PEORIA | TOTAL SHEETS<br>122       | SHEET NO.<br>64 |
|                                  | CONTRACT NO. 68719 |                   |                  | ILLINOIS FED. AID PROJECT |                 |



H:\Jobs\2010\201003014\_coad\udot\_struct\1\rdm\10\NS16\_DECK\_DET\11.S.dgn  
 10/18/2010

DESIGNED E.E.J.  
 CHECKED J.J.G.  
 DRAWN E.E.J.  
 CHECKED J.J.G.