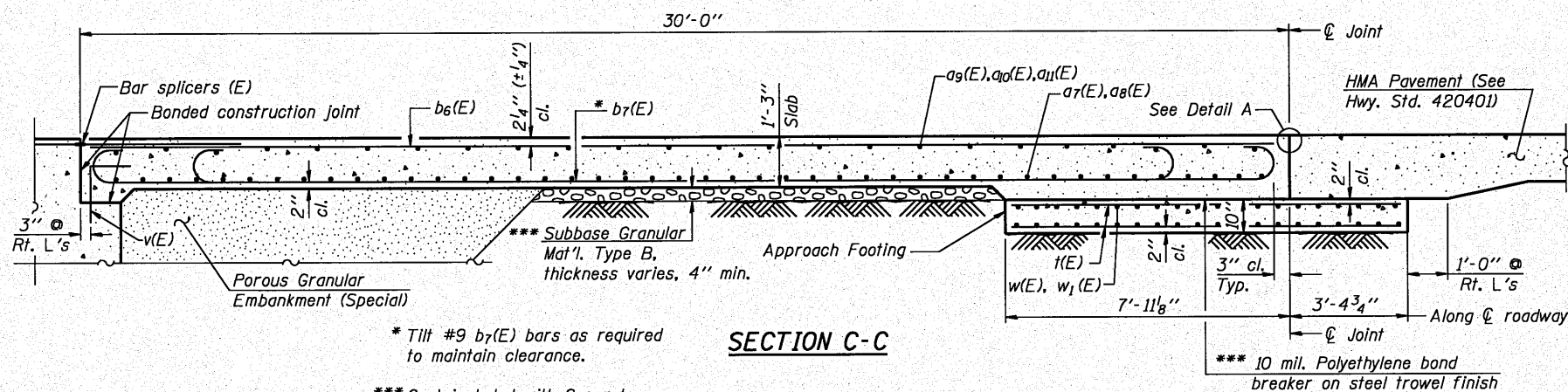


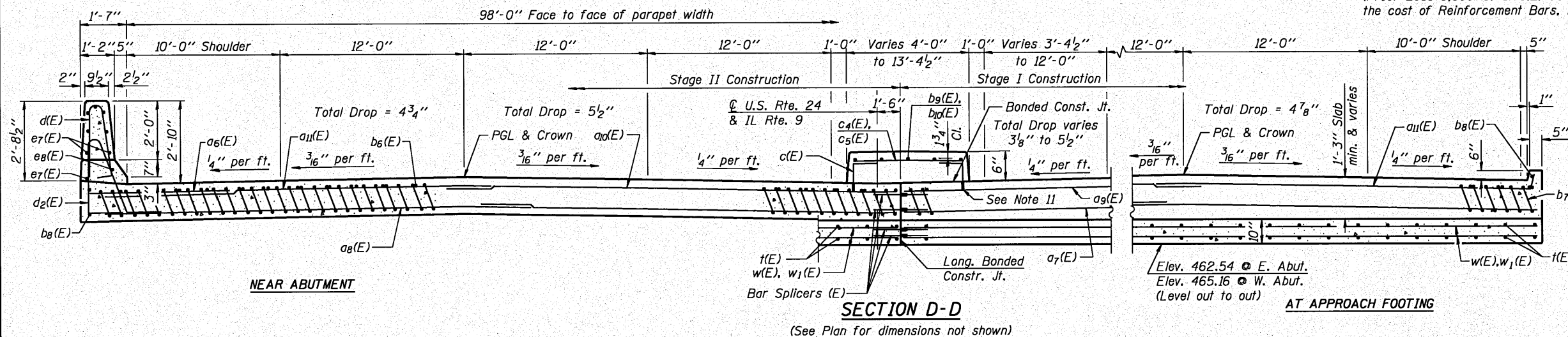
STATE OF ILLINOIS
DEPARTMENT OF TRANSPORTATION

NOTES

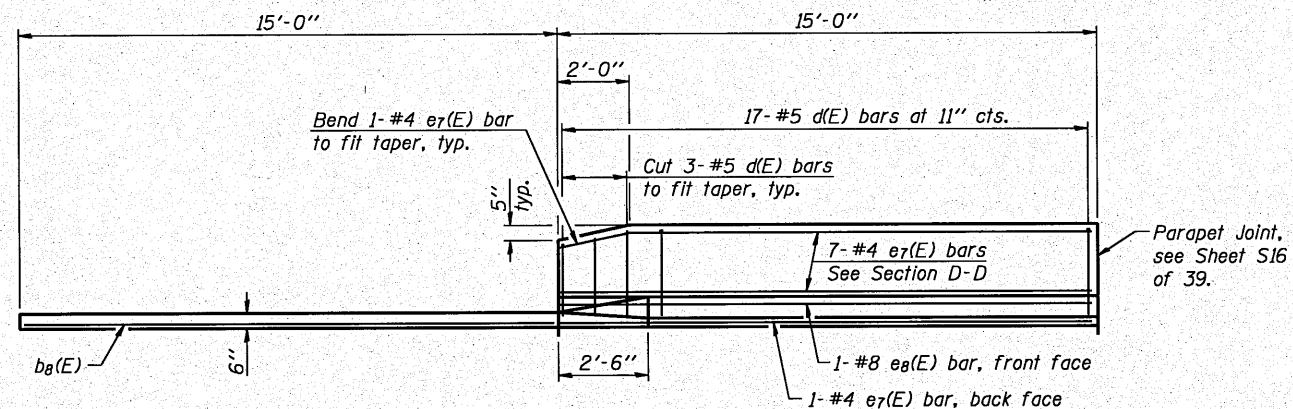
1. See sheet S19 of 39 for Detail A and View B-B.
2. Approach slab and parapet concrete shall be paid for as Concrete Superstructure.
3. Approach footing concrete shall be paid for as Concrete Structures.
4. Reinforcement shall be paid for as Reinforcement Bars, Epoxy Coated.
5. For v(E) bar details, see sheet S16 of 39.
6. The approach footing maximum applied service bearing pressure (Qmax) = 2.0 ksf.
7. For bar splicer details, see Sheet S31 of 39.
8. Cost of excavation for approach footing included with Concrete Structures.
9. For Porous Granular Embankment (Special) and drainage treatment details, see sheet S17 of 39.
10. For additional parapet details, see sheet S16 of 39.
11. Provide 3/4" φ galvanized expansion anchors or ferrule loop slab inserts (Proof Load 6,600 lb) at c(E) bars on each side of median. Cost is included in the cost of Reinforcement Bars, Epoxy Coated.



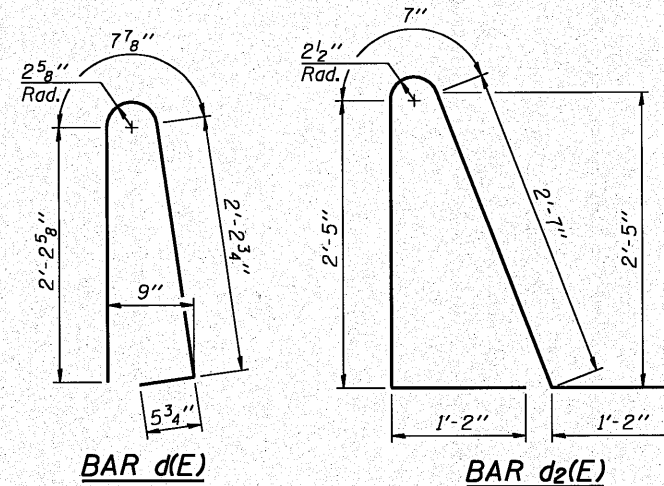
SECTION C-C
*** Tilt #9 b7(E) bars as required to maintain clearance.
*** Cost included with Concrete Superstructure.



SECTION D-D
(See Plan for dimensions not shown)
NEAR ABUTMENT
AT APPROACH FOOTING

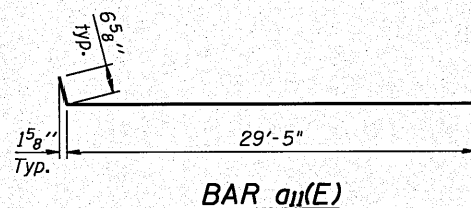


VIEW E-E

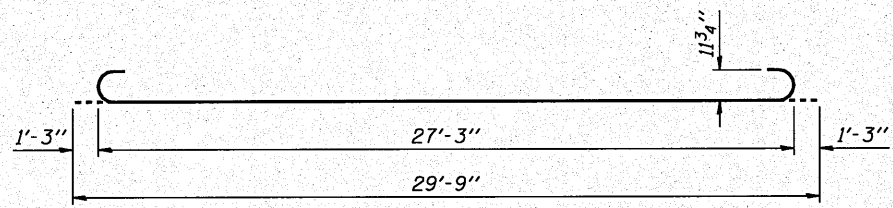


BAR d(E)

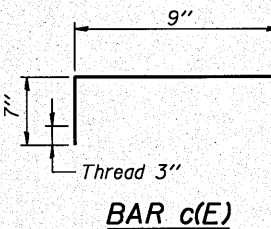
BAR d2(E)



BAR a11(E)



BAR b7(E)



BAR c(E)

**TWO APPROACHES
BILL OF MATERIAL**

Bar	No.	Size	Length	Shape
a6(E)	48	#6	6'-6"	
a7(E)	184	#5	29'-2"	
a8(E)	184	#5	30'-11"	
a9(E)	50	#4	28'-0"	
a10(E)	50	#4	31'-5"	
a11(E)	100	#4	30'-0"	
b6(E)	160	#4	29'-8"	
b7(E)	480	#9	29'-9"	
b8(E)	8	#4	14'-8"	
b9(E)	5	#5	29'-8"	
b10(E)	28	#5	16'-6"	
c(E)	120	#5	1'-4"	
c4(E)	30	#5	3'-11"	
c5(E)	60	#5	8'-11"	
d(E)	68	#5	5'-7"	
d2(E)	68	#5	7'-11"	
e7(E)	32	#4	14'-8"	
e8(E)	4	#8	14'-8"	
t(E)	404	#4	10'-11"	
w(E)	160	#5	28'-11"	
w1(E)	160	#5	30'-7"	
Concrete Structures		Cu. Yd.	69.8	
Concrete Superstructure		Cu. Yd.	327.7	
Bridge Deck Grooving		Sq. Yd.	577	
Protective Coat		Sq. Yd.	695	
Reinforcement Bars, Epoxy Coated		Pound	83,580	
Bar Splicers		Each	222	

**BRIDGE APPROACH SLAB DETAILS
U.S. ROUTE 24 & IL ROUTE 9 OVER LA MARSH CREEK
STATION 337+89.89
STRUCTURE NO. 072-0228**

SHEET NO.	F.A.P. RTE.	SECTION	COUNTY	TOTAL SHEETS	SHEET NO.
S20 OF 39 SHEETS	317	45BR-2	PEORIA	122	68
			CONTRACT NO. 68719		
10-15-10		ILLINOIS FED. AID PROJECT			

DESIGNED E.E.J.
CHECKED J.A.Z.
DRAWN E.E.J.
CHECKED J.A.Z.