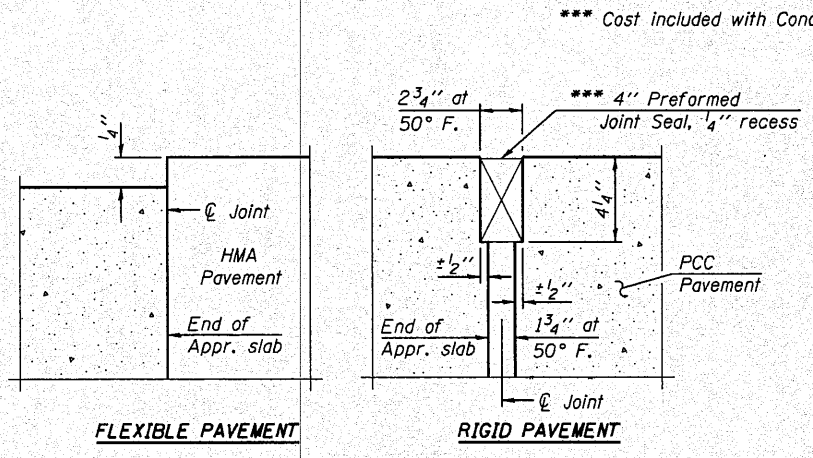


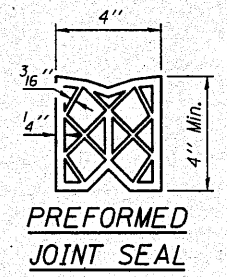
PLAN

* Tilt #9 b4(E) bars as required to maintain clearance.
 ** Space between a2(E) bars, typ. ea. parapet.

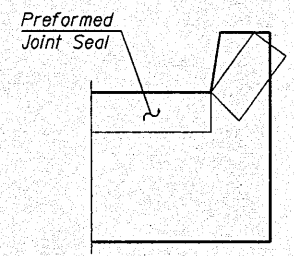
Notes:
 See sheet 11 of 19 for Sections C-C & D-D and View E-E.
 a2(E) and a3(E) bar spacings measured along ϕ Rdwy.



DETAIL A

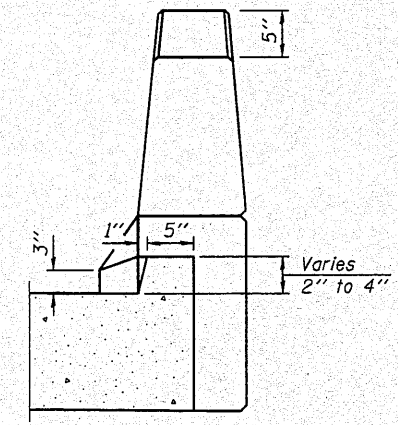


PREFORMED JOINT SEAL



VIEW F-F

Angle Preformed Joint Seal at 45° at curbs when req'd for drainage.



VIEW B-B

(Sheet 1 of 2)
BRIDGE APPROACH SLAB DETAILS
 STRUCTURE NO. 102-0069



Allen Henderson & Associates, Inc.
 Civil and Structural Engineers Springfield, IL
 62703 Phone: (217)544-8033 IL Design Firm
 No. 184-001907

SHEET NO. 10
 19 SHEETS

F.A.S. RTE.	SECTION	COUNTY	TOTAL SHEETS	SHEET NO.
1360	(64-B-1)BR	WOODFORD	45	25
CONTRACT NO. 68785				
FED. ROAD DIST. NO. ILLINOIS FED. AID PROJECT				