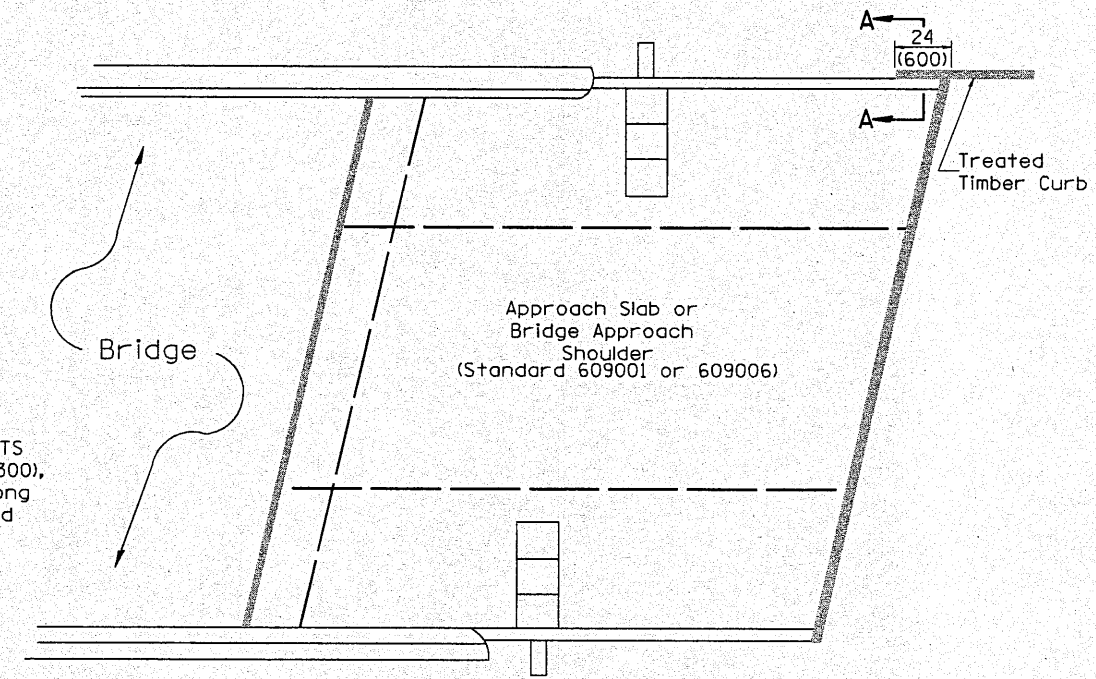
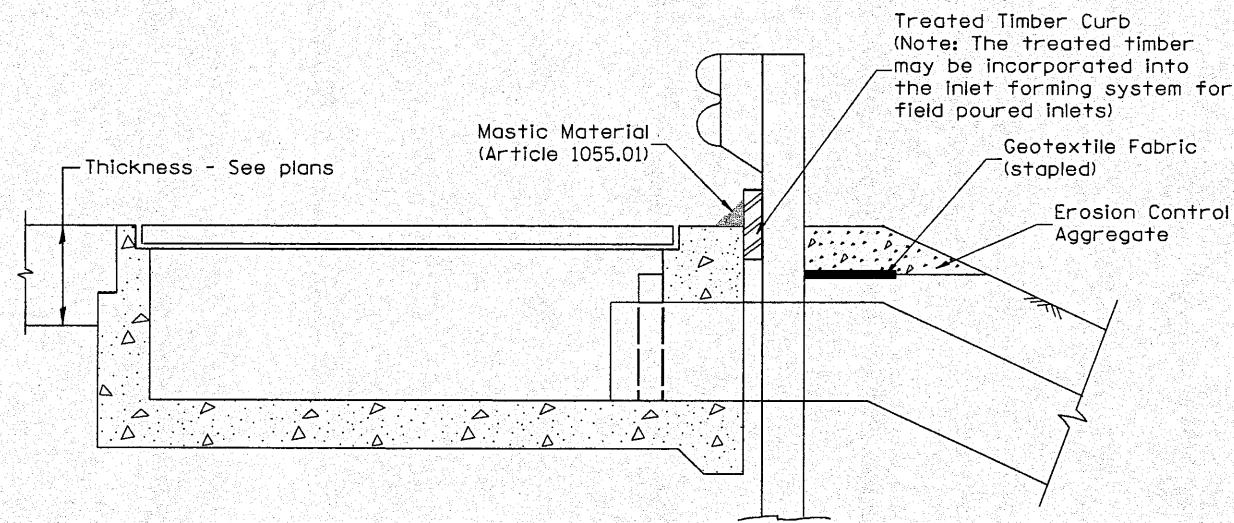


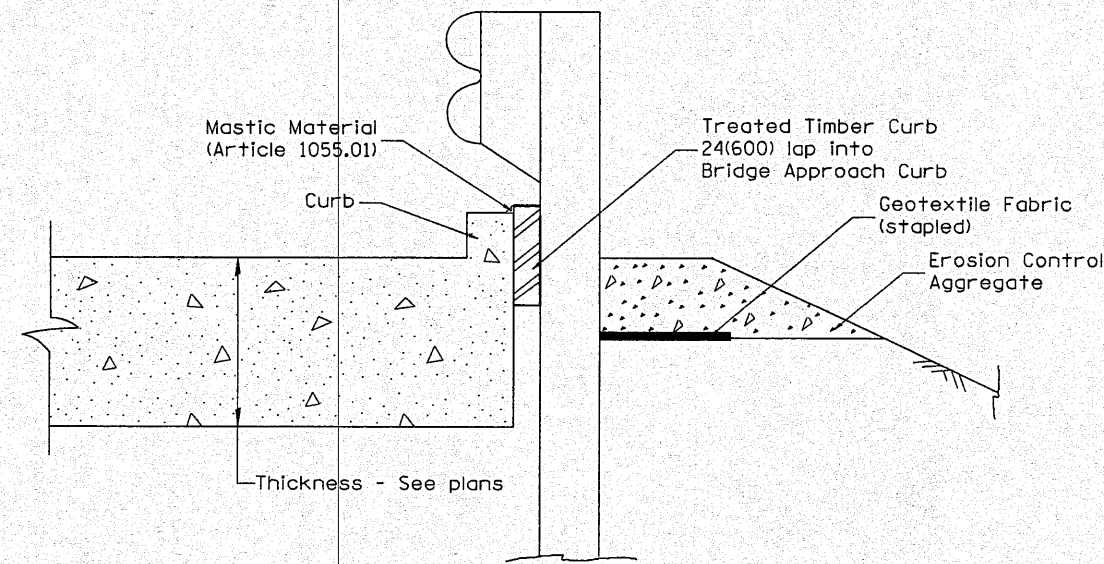
DETAIL A
(Typical Treated Timber Splices)



PLAN VIEW
APPROACH SLAB OR BRIDGE APPROACH SHOULDER
(STANDARD 609001 or 609006)



TYPICAL SECTION WITH EROSION CONTROL CURB
AT INLETS TYPE E & F (STANDARD 610001)



SECTION A-A
TYPICAL SECTION WITH EROSION CONTROL CURB
AT BRIDGE APPROACH CURB
(STANDARD 609001 OR 609006)

All dimensions are in inches (millimeters) unless otherwise noted.

--	--	--	--	--	--	--	--	--	--

STATE OF ILLINOIS
DEPARTMENT OF TRANSPORTATION

GUARDRAIL EROSION CONTROL TREATMENTS

NOT TO SCALE

SHT. 2 OF 2
CADD STD. 630101-04

F.A.S. RTE.	SECTION	COUNTY	TOTAL SHEETS	SHEET NO.
1360	(64-B-1)BR	WOODFORD	45	37
FED. ROAD DIST. NO. ILLINOIS FED. AID PROJECT			CONTRACT NO. 68785	