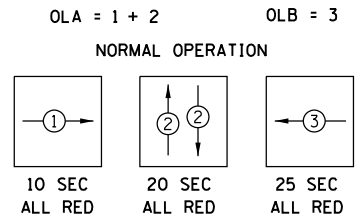
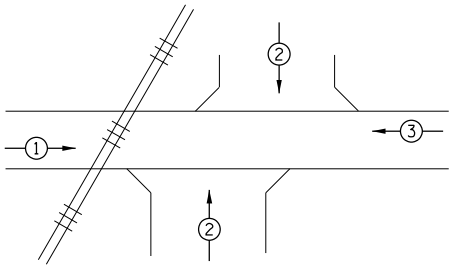


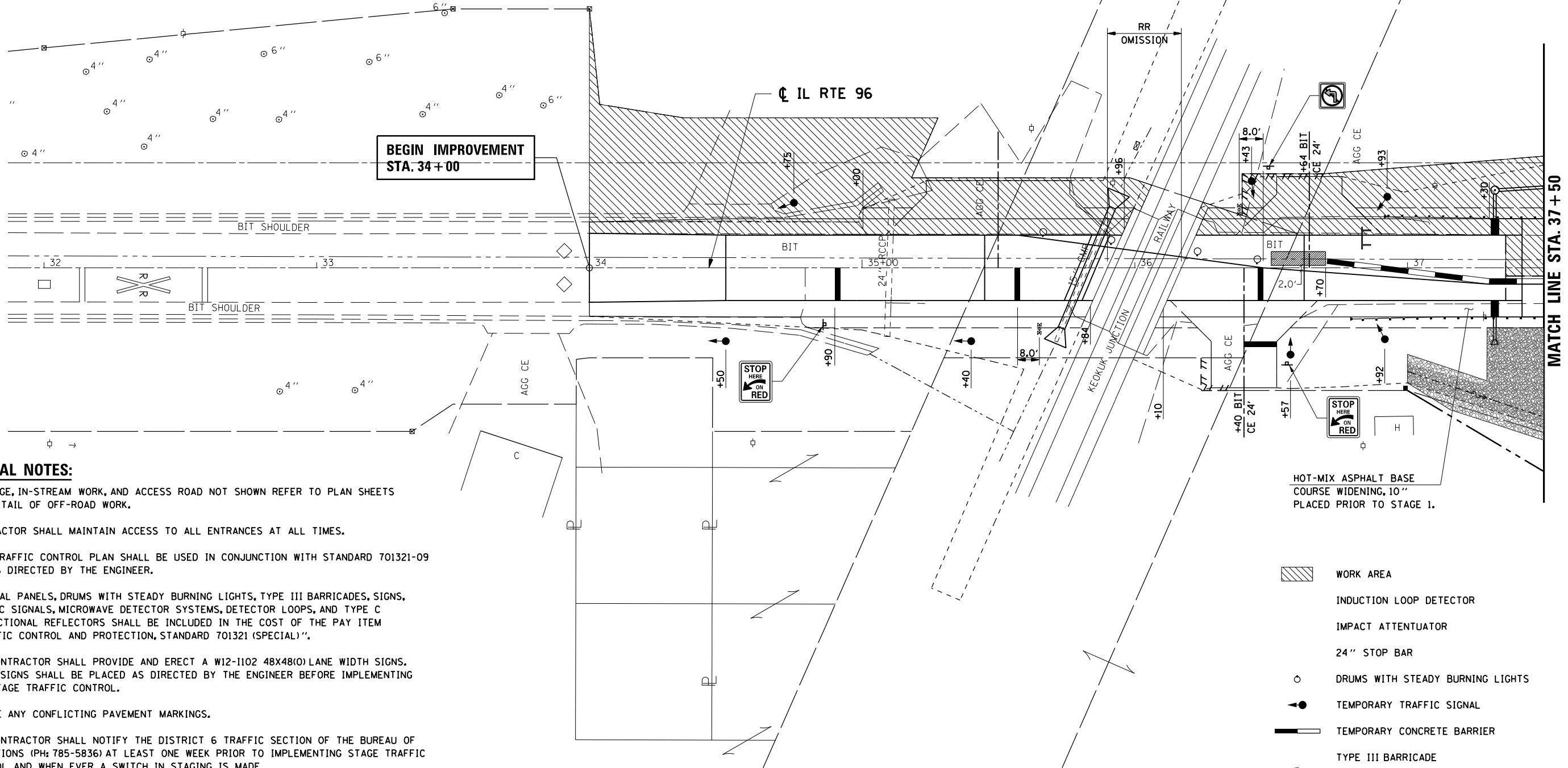
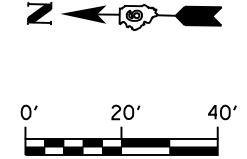
STAGE 2 SEQUENCE OF CONSTRUCTION

1. RELOCATE LOCATE TEMPORARY BARRIERS & ATTENUATORS AND PUT IN PLACE OTHER TRAFFIC CONTROL MEASURES FOR STAGE 2 CONSTRUCTION AS REQUIRED BY STANDARD 701321.
2. COMPLETE ALL STAGE 2 CONSTRUCTION WORK, PAVEMENT, GUARDRAIL REMOVAL & REPLACEMENT, DRAINAGE WORK AND STAGE 2 STRUCTURAL WORK AS SHOWN IN THESE PLANS.
3. REMOVE TEMPORARY TRAFFIC CONTROL DEVICES FOR STAGE 2 CONSTRUCTION INCLUDING TEMPORARY BARRIERS AND TEMPORARY PAVEMENT MARKINGS.
4. PLACE TRAFFIC CONTROLS MEASURES AS REQUIRED BY STANDARD 701306.
5. COMPLETE RESURFACING AS SHOWN IN THESE PLANS.



PREEMPT SEQUENCE:

GO TO YELLOW
 RUN ALL RED CLEARANCE
 HOLD ALL RED
 RUN ALL RED CLEARANCE WHEN PREEMPT DEACTIVATES
 NORMAL OPERATION



GENERAL NOTES:

1. DRAINAGE, IN-STREAM WORK, AND ACCESS ROAD NOT SHOWN REFER TO PLAN SHEETS FOR DETAIL OF OFF-ROAD WORK.
2. CONTRACTOR SHALL MAINTAIN ACCESS TO ALL ENTRANCES AT ALL TIMES.
3. THIS TRAFFIC CONTROL PLAN SHALL BE USED IN CONJUNCTION WITH STANDARD 701321-09 AND AS DIRECTED BY THE ENGINEER.
4. VERTICAL PANELS, DRUMS WITH STEADY BURNING LIGHTS, TYPE III BARRICADES, SIGNS, TRAFFIC SIGNALS, MICROWAVE DETECTOR SYSTEMS, DETECTOR LOOPS, AND TYPE C BIDIRECTIONAL REFLECTORS SHALL BE INCLUDED IN THE COST OF THE PAY ITEM "TRAFFIC CONTROL AND PROTECTION, STANDARD 701321 (SPECIAL)".
5. THE CONTRACTOR SHALL PROVIDE AND ERECT A W12-1102 48X48(O) LANE WIDTH SIGNS. THESE SIGNS SHALL BE PLACED AS DIRECTED BY THE ENGINEER BEFORE IMPLEMENTING ANY STAGE TRAFFIC CONTROL.
6. REMOVE ANY CONFLICTING PAVEMENT MARKINGS.
7. THE CONTRACTOR SHALL NOTIFY THE DISTRICT 6 TRAFFIC SECTION OF THE BUREAU OF OPERATIONS (PH: 785-5836) AT LEAST ONE WEEK PRIOR TO IMPLEMENTING STAGE TRAFFIC CONTROL AND WHEN EVER A SWITCH IN STAGING IS MADE.
8. THE CONTRACTOR SHALL NOTIFY THE DISTRICT 6 TRAFFIC SECTION OF THE BUREAU OF OPERATIONS AT LEAST THREE (3) DAYS PRIOR TO ACTIVATING THE TEMPORARY TRAFFIC SIGNALS. PLEASE REFER TO THE DISTRICT 6 SPECIAL PROVISIONS FOR TEMPORARY BRIDGE TRAFFIC SIGNALS FOR CONTACT INFORMATION.

- WORK AREA
- INDUCTION LOOP DETECTOR
- IMPACT ATTENUATOR
- 24" STOP BAR
- DRUMS WITH STEADY BURNING LIGHTS
- TEMPORARY TRAFFIC SIGNAL
- TEMPORARY CONCRETE BARRIER
- TYPE III BARRICADE
- DOUBLE VERTICAL PANEL W/STEADY BURNING LIGHTS

FILE NAME =	USER NAME = laughl1n1	DESIGNED -	REVISED -	STATE OF ILLINOIS DEPARTMENT OF TRANSPORTATION	MAINTENANCE OF TRAFFIC STAGE 2			F.A.P. RTE.	SECTION	COUNTY	TOTAL SHEETS	SHEET NO.		
et:\pw\work\p1dot\laughl1n1\0230976\8077MOT2.01.SHT		DRAWN - AAD	REVISED -		SCALE: 1" = 20'	SHEET NO. OF	SHEETS	STA. 32+00 TO STA.	37+50	506	123 B-1	HANCOCK	70	29
		CHECKED -	REVISED -							CONTRACT NO. 72992				
		DATE - 10-22-07	REVISED -							FED. ROAD DIST. NO.	ILLINOIS	FED. AID PROJECT		