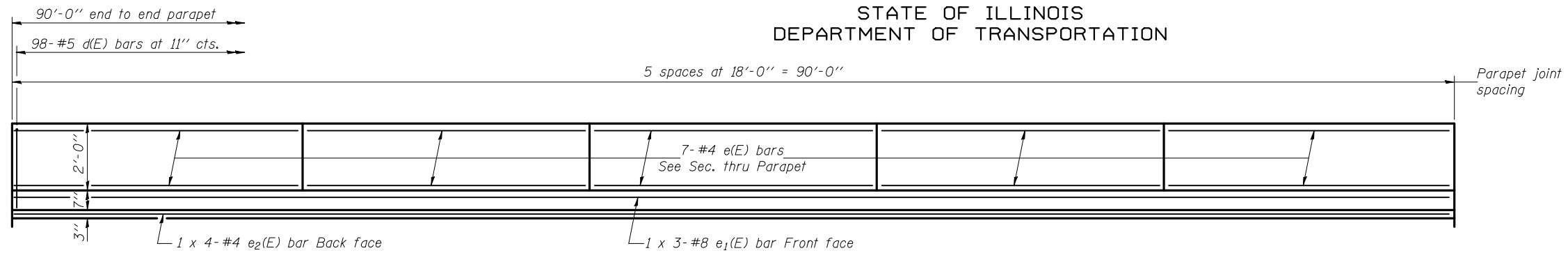
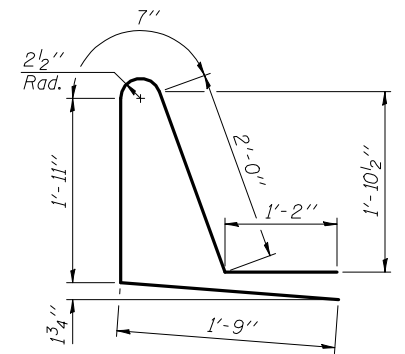


STATE OF ILLINOIS  
DEPARTMENT OF TRANSPORTATION

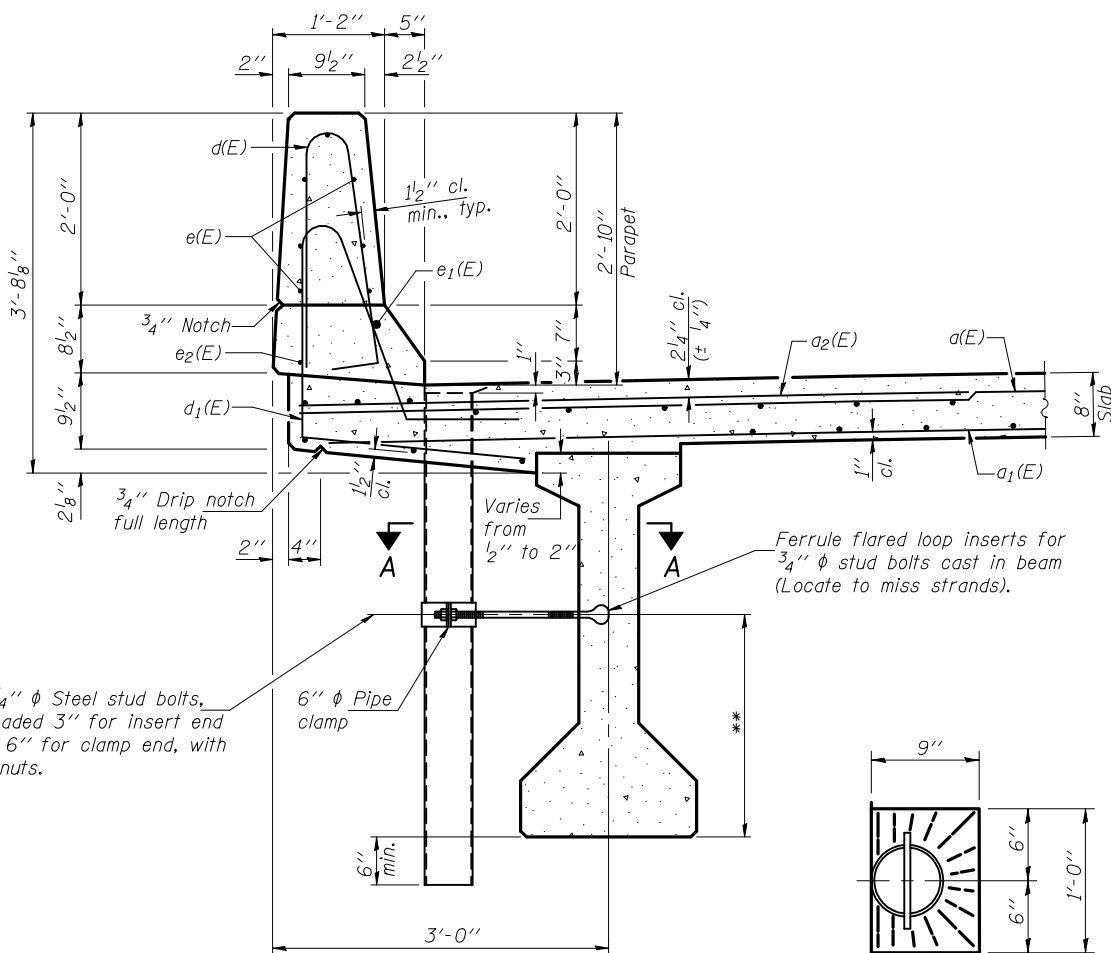


**INSIDE ELEVATION OF PARAPET**

**MIN. BAR LAP**  
#4 bar = 2'-0"  
#8 bar = 5'-2"

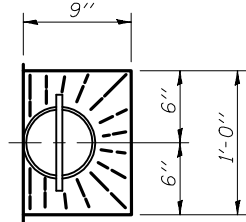


**BAR d1(E)**

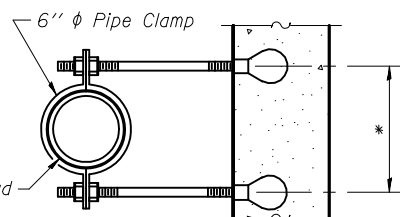


**SECTION THRU PARAPET**

\*\*For insert locations, see sheet 14 of 21.



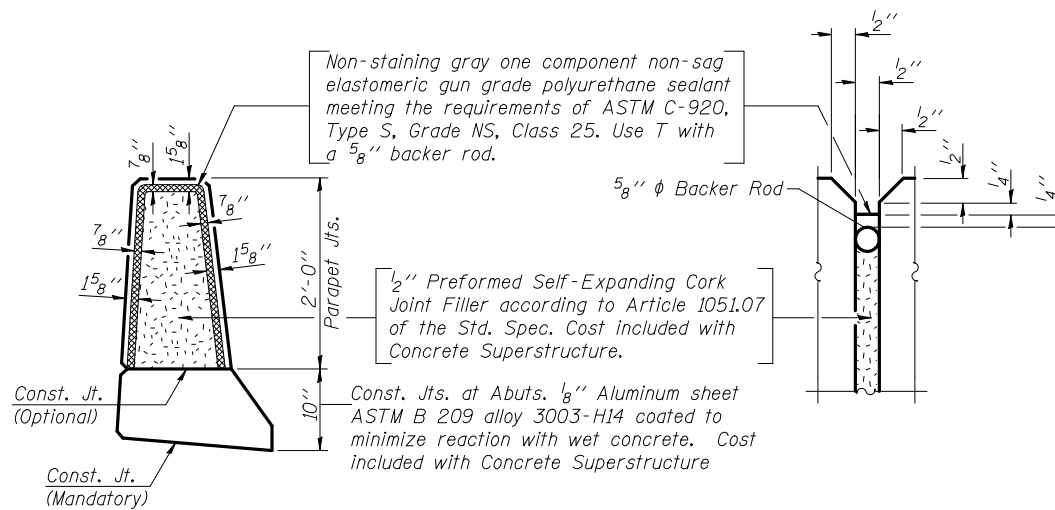
**TOP PLAN**



**SECTION A-A**

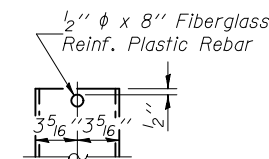
\*Dimension as required by Pipe Clamp

Non-staining gray one component non-sag elastomeric gun grade polyurethane sealant meeting the requirements of ASTM C-920, Type S, Grade NS, Class 25. Use T with a 5/8" backer rod.

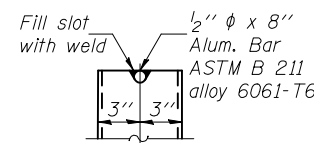


**PARAPET JOINT DETAILS**

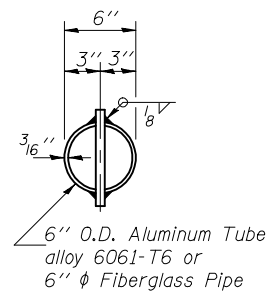
**Notes:**  
Fiberglass pipe shall conform to ASTM D2996, with short-time rupture strength hoop tensile stress of 30,000 p.s.i. minimum.  
The exterior surfaces of the floor drains shall be coated or pigmented by the manufacturer with a color that matches the concrete.  
The clamping device and inserts shall be galvanized according to AASHTO M 232. Cost of clamping device and galvanizing included with Floor Drains.



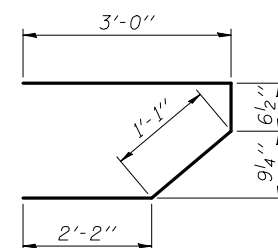
**FIBERGLASS PIPE**



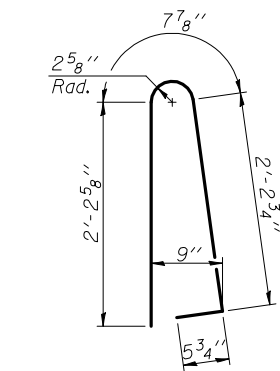
**ALUMINUM TUBE**



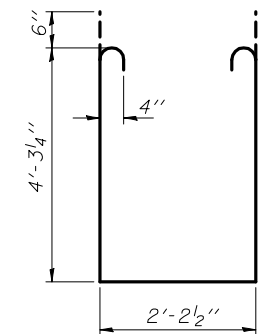
**TOP PLAN**



**BAR s(E)**



**BAR v(E)**



**BAR s1(E)**

**SUPERSTRUCTURE BILL OF MATERIAL**

Bar	No.	Size	Length	Shape
a(E)	270	#5	17'-1"	—
a1(E)	218	#5	16'-7"	—
a2(E)	270	#6	6'-6"	—
a3(E)	8	#5	17'-4"	—
b(E)	114	#5	31'-8"	—
b1(E)	128	#5	24'-5"	—
d(E)	196	#5	5'-7"	⌋
d1(E)	196	#5	7'-5"	⌋
e(E)	70	#4	17'-8"	—
e1(E)	6	#8	33'-5"	—
e2(E)	8	#4	24'-0"	—
m(E)	20	#6	17'-6"	—
m1(E)	24	#6	8'-1"	—
m2(E)	4	#6	1'-9"	—
m3(E)	8	#6	3'-8"	—
m4(E)	4	#6	1'-8"	—
s(E)	64	#5	6'-10"	⌋
s1(E)	64	#4	11'-9"	⌋
v(E)	72	#5	3'-10"	⌋
Reinforcement Bars, Epoxy Coated			Lbs.	24660
Concrete Superstructure			Cu. Yds.	135.1

Bars indicated thus 1 x 4-#5 etc. indicates 1 line of bars with 4 lengths per line.

**SUPERSTRUCTURE DETAILS  
STRUCTURE NO. 001-0507**

DESIGNED	Phillip E. Coppernoll
CHECKED	Justin T. Belue
DRAWN	h.t. duong
CHECKED	PEC/JTB

EXAMINED	December 6, 2010	Thomas J. Domagala
PASSED		Ralph E. Anderson

SHEET NO. 9 21 SHEETS	F.A.P. RTE.	SECTION	COUNTY	TOTAL SHEETS	SHEET NO.
	745	107B-1	ADAMS	86	43
CONTRACT NO. 72B98					
FED. ROAD DIST. NO. _ ILLINOIS FED. AID PROJECT					