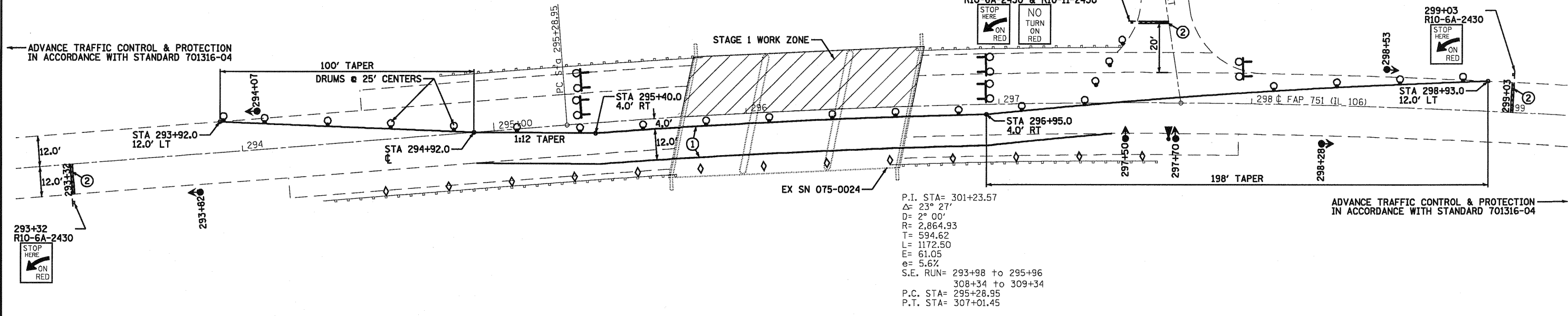
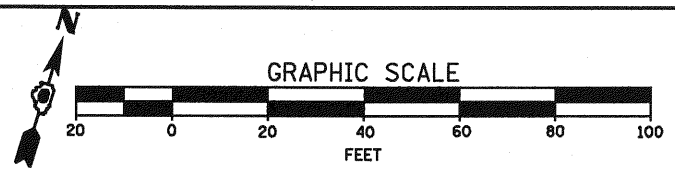


SN 075-0024 - STAGE 1 CONSTRUCTION

ADVANCE TRAFFIC CONTROL & PROTECTION IN ACCORDANCE WITH STANDARD 701316-04 AND AS DIRECTED BY THE ENGINEER.



SUGGESTED STAGE CONSTRUCTION SEQUENCE

PRELIMINARY:

1. ESTABLISH TWO-WAY, ONE-LANE TRAFFIC IN EASTBOUND LANE AND INSTALL STAGE 1 TRAFFIC CONTROL AS DETAILED HEREIN AND IN STANDARD 701316.

STAGE 1:

1. PERFORM DECK SLAB REPAIR.
2. SCARIFY BRIDGE DECK AND PERFORM ADDITIONAL DECK SLAB REPAIR IF REQUIRED.
3. PLACE MICROSILICA OVERLAY AND POLYMER CONCRETE.

STAGE 2:

1. RELOCATE STAGE TRAFFIC CONTROL AND SWITCH TRAFFIC TO WESTBOUND LANE.
2. PERFORM STAGE 2 BRIDGE REPAIRS IN SAME SEQUENCE AS STAGE 1.

FINAL:

1. REMOVE ALL STAGE CONTROL TO RE-ESTABLISH NORMAL TRAFFIC PATTERNS.
2. PERFORM HOT-MIX ASPHALT SURFACE REMOVAL. UTILIZE TRAFFIC CONTROL AND PROTECTION STANDARD 701306.
3. PLACE LEVELING BINDER AND HOT-MIX ASPHALT SURFACE COURSE. UTILIZE TRAFFIC CONTROL AND PROTECTION STANDARD 701306.
4. INSTALL SHORT-TERM PAVEMENT MARKINGS.
5. PERFORM BRIDGE DECK GROOVING.
6. APPLY PROTECTIVE COAT.
7. INSTALL SILICONE JOINT SEAL.
8. REMOVE SHORT-TERM PAVEMENT MARKINGS AND PLACE PERMANENT PAINT PAVEMENT MARKINGS.

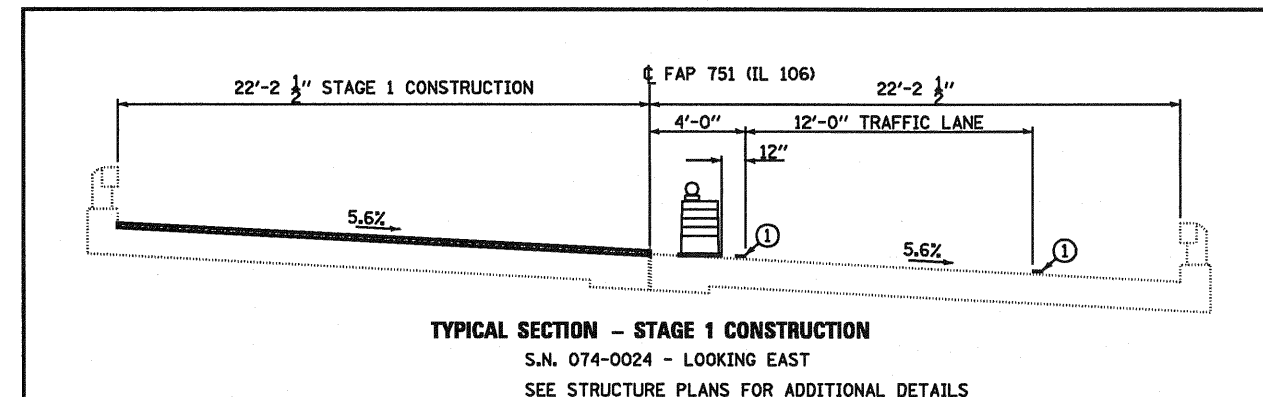
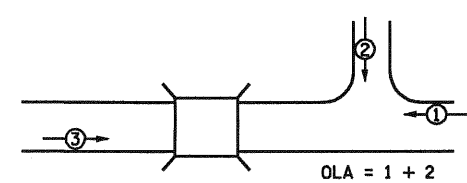
STAGE TRAFFIC CONTROL NOTES

1. THIS TRAFFIC CONTROL DETAIL SHALL BE USED IN CONJUNCTION WITH STANDARD 701316. ALL WORK REQUIRED TO SET UP, MAINTAIN, AND REMOVE TRAFFIC CONTROL AS DETAILED HEREIN AND IN STANDARD 701316 AND AS DIRECTED BY THE ENGINEER, SHALL BE INCLUDED IN THE COST FOR "TRAFFIC CONTROL AND PROTECTION, STANDARD 701316, LOCATION 1" EXCEPT FOR THE ITEMS SHOWN IN THE TRAFFIC CONTROL TOTAL BILL OF MATERIALS.
2. THE CONTRACTOR SHALL NOTIFY THE DISTRICT 6 TRAFFIC SECTION OF THE BUREAU OF OPERATIONS AT LEAST ONE WEEK PRIOR TO IMPLEMENTING STAGE TRAFFIC CONTROL.
3. EXISTING PAVEMENT MARKINGS THAT CONFLICT WITH THE REVISED STAGE TRAFFIC PATTERNS DURING ALL PHASES OF STAGE CONSTRUCTION SHALL BE REMOVED AS SPECIFIED IN SECTION 783 OF THE STANDARD SPECIFICATIONS AND PAID FOR AS "PAVEMENT MARKING REMOVAL".
4. THE CONTRACTOR SHALL MAINTAIN FULL OPERATION OF ALL SIDEROADS AND ACCESS TO ALL PROPERTIES DURING ALL PHASES OF CONSTRUCTION.

SYMBOLS

- TYPE III BARRICADE WITH FLASHING LIGHTS
- SIGN
- DRUM WITH STEADY BURNING LIGHT
- TRAFFIC SIGNAL
- MICROWAVE DETECTOR SYSTEM ON 12'- 15' POLE
- CRYSTAL BIDIRECTIONAL PARAPET / GUARDRAIL MARKER
- PAVEMENT MARKING TAPE, TYPE III 5" (WHITE)
- PAVEMENT MARKING TAPE, TYPE III 24" (WHITE)

TEMPORARY PHASE DESIGNATION DIAGRAM



FILE NAME =	USER NAME = coxto	DESIGNED -	REVISED -	STATE OF ILLINOIS DEPARTMENT OF TRANSPORTATION	TRAFFIC CONTROL AND PROTECTION DETAILS SN 074-0024	F.A.P. RTE.	SECTION	COUNTY	TOTAL SHEETS	SHEET NO.
c:\pwwork\pwwork\COXTE\d0183187\0672041\staging.dgn	ahh:staging.dgn	DRAWN -	REVISED -			751	D6 BRIDGE REPAIR 2009	PIKE	22	7
PLDT SCALE = 40.0000 1/ IN.		CHECKED -	REVISED -			CONTRACT NO. 72D44				
PLDT DATE = Feb-18-2010 01:52:15PM		DATE -	REVISED -			FED. ROAD DIST. NO. ILLINOIS FED. AID PROJECT				