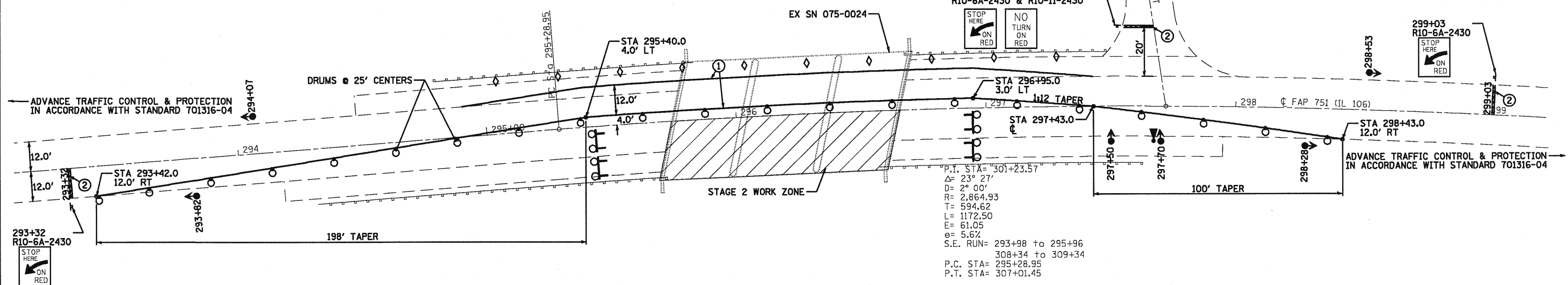
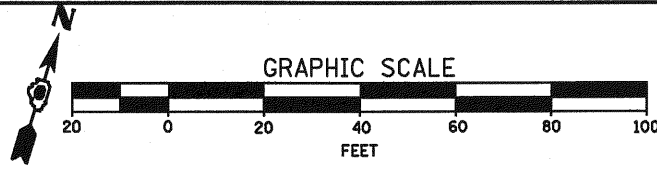


SN 075-0024 - STAGE 2 CONSTRUCTION

ADVANCE TRAFFIC CONTROL & PROTECTION IN ACCORDANCE WITH STANDARD 701316-04 AND AS DIRECTED BY THE ENGINEER.

20' OFFSET FROM IL 106 EOP R10-6A-2430 & R10-11-2430



PAVEMENT MARKING TAPE, TYPE III SCHEDULE

LOCATION	70300530	70300570
	5" (FOOT)	24" (FOOT)
293+32 STOP BAR		12
293+92 TO 298+93 LT EDGELINE	702	
294+92 TO 297+45 RT EDGELINE	252	
150TH STREET STOP BAR		13
229+03 STOP BAR		12
294+90 TO 297+43 LT EDGELINE	254	
293+42 TO 298+43 RT EDGELINE	701	
TOTAL	1909	37

WORK ZONE PAVEMENT MARKING REMOVAL SCHEDULE

PAY ITEM	LENGTH	70301000
	(FOOT)	(SQ FT)
70300100 SHORT-TERM	216	72.0
70300230 TEMPORARY 5"	946	394.2
70300530 TAPE TYPE III 5"	1909	795.4
70300570 TAPE TYPE III 24"	37	74.0
TOTAL		1335.6

TRAFFIC CONTROL BILL OF MATERIAL - LOCATION 1

ITEM	UNIT	QUANTITY
TRAFFIC CONTROL AND PROTECTION, STANDARD 701306	L SUM	1*
TRAFFIC CONTROL AND PROTECTION, STANDARD 701316, LOCATION 1	EACH	1
TEMPORARY RUMBLE STRIP	EACH	6
PAVEMENT MARKING TAPE, TYPE III 5"	FOOT	1909
PAVEMENT MARKING TAPE, TYPE III 24"	FOOT	37
WORK ZONE PAVEMENT MARKING REMOVAL	SQ FT	1335.6
GUARDRAIL MARKERS, TYPE A	EACH	16
GUARDRAIL MARKERS, TYPE B	EACH	7
PAVEMENT MARKING REMOVAL	SQ FT	273.3
TEMPORARY BRIDGE TRAFFIC SIGNALS	EACH	1

* - REQUIRED AT BOTH LOCATIONS, NOT TO BE PAID FOR SEPARATELY

SYMBOLS

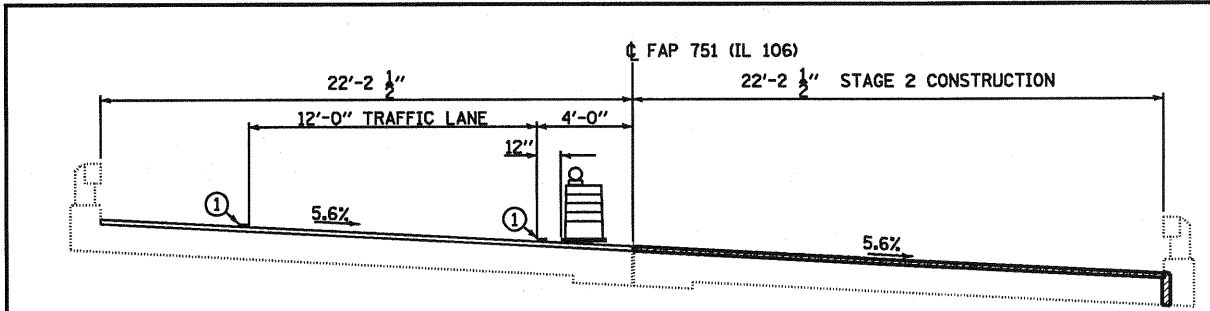
- TYPE III BARRICADE WITH FLASHING LIGHTS
- SIGN
- DRUM WITH STEADY BURNING LIGHT
- TRAFFIC SIGNAL
- MICROWAVE DETECTOR SYSTEM ON 12'- 15' POLE
- CRYSTAL BIDIRECTIONAL PARAPET / GUARDRAIL MARKER
- PAVEMENT MARKING TAPE, TYPE III 5" (WHITE)
- PAVEMENT MARKING TAPE, TYPE III 24" (WHITE)

GUARDRAIL MARKER SCHEDULE

LOCATION	STAGE	78200410	78200420
		TYPE A (EACH)	TYPE B (EACH)
294+30 TO 295+70 RT	1	5	
295+70 TO 296+56 RT	1		4
296+56 TO 297+62 RT	1	4	
294+80 TO 295+83 LT	2	4	
295+83 TO 296+68 LT	2		3
296+68 TO 297+48 LT	2	3	
TOTAL		16	7

PAVEMENT MARKING REMOVAL SCHEDULE

LOCATION	LENGTH	78300100
	(FOOT)	(SQ FT)
293+42 TO 299+03 CENTERLINE	150	62.5
294+92 TO 297+45 RT EDGELINE	253	105.4
294+90 TO 297+43 LT EDGELINE	253	105.4
TOTAL		273.3



TYPICAL SECTION - STAGE 2 CONSTRUCTION

S.N. 074-0024 - LOOKING EAST

SEE STRUCTURE PLANS FOR ADDITIONAL DETAILS