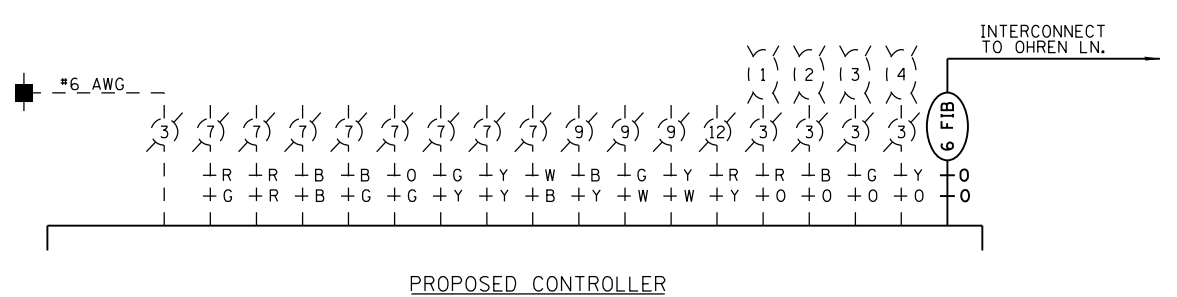
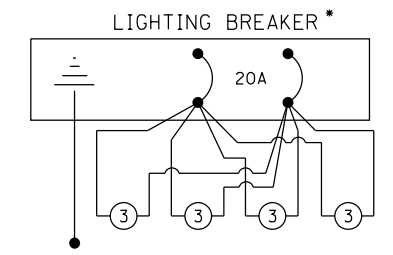


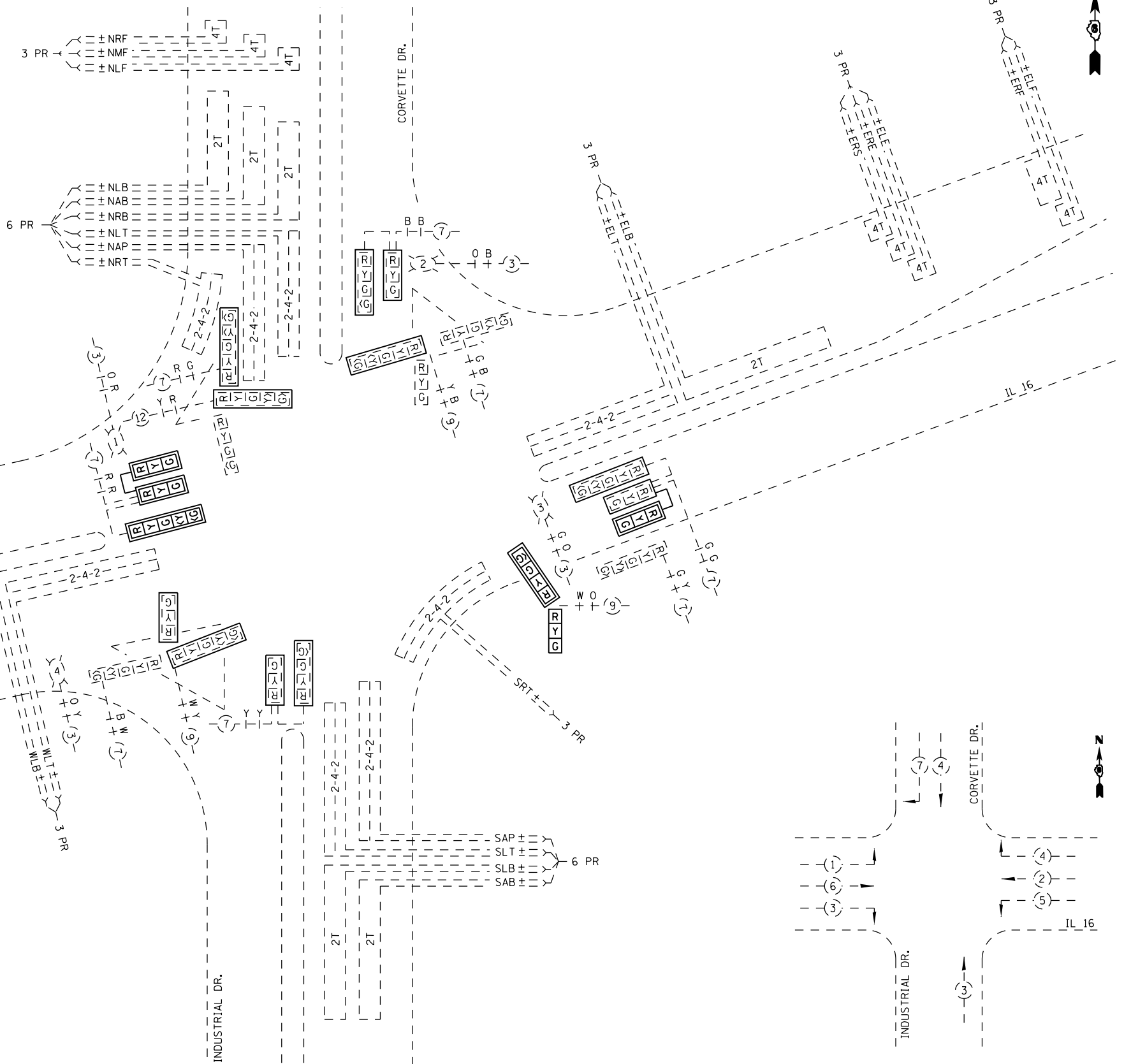
PHASE	6	6	6	6	2	2	2	2	1	1	5	5	3	3	3	3	4	4	4	4	4	4	4	4	4			
	WLF	WRF	WLE	WRE	WRS	ERS	ERE	ELE	ELF	ERF	WLT	WLB	ELT	ELB	SLT	SLB	SAP	SAB	SRT	SRF	NMF	NLF	NLT	NLB	NAP	NAB	NRT	NRB
	3 PR	3 PR	3 PR	3 PR	3 PR	3 PR	3 PR	3 PR	3 PR	3 PR	3 PR	3 PR	6 PR	3 PR	3 PR	3 PR	6 PR	3 PR	3 PR	3 PR	6 PR	3 PR	3 PR	3 PR	3 PR	3 PR	3 PR	3 PR



PROPOSED CONTROLLER



* INCIDENTAL TO CONTROLLER PRICE. CONTROLLER POWER SHALL BE ON LINE SIDE OF LIGHTING POWER.



PHASE DESIGNATION

FILE NAME =	USER NAME = laughl1n1	DESIGNED -	REVISED -
et:\pw\work\p1dot\laughl1n1\0242705\0672066.sht.19.dgn		DRAWN -	REVISED -
	PLOT SCALE = 40.0000' / in.	CHECKED -	REVISED -
	PLOT DATE = Oct-14-2010 03:14:04PM	DATE -	REVISED -

**STATE OF ILLINOIS
DEPARTMENT OF TRANSPORTATION**

**PROPOSED CABLE PLAN
IL 16 & INDUSTRIAL DR.**

SCALE: 1" = 20' SHEET NO. OF SHEETS STA. TO STA.

F.A.P. RTE.	SECTION	COUNTY	TOTAL SHEETS	SHEET NO.
325	15 TS, 24 TS-2	MONTGOMERY	23	19
CONTRACT NO. 72D66				
ILLINOIS FED. AID PROJECT				

NOT TO SCALE