

3. STORM WATER MANAGEMENT: PROVIDED BELOW IS A DESCRIPTION OF MEASURES THAT WILL BE INSTALLED DURING THE CONSTRUCTION PROCESS TO CONTROL POLLUTANTS IN STORM WATER DISCHARGES THAT WILL OCCUR AFTER CONSTRUCTION OPERATIONS HAVE BEEN COMPLETED. THE INSTALLATION OF THESE DEVICES MAY BE SUBJECT TO SECTION 404 OF THE CLEAN WATER ACT.

a. SUCH PRACTICES MAY INCLUDE BUT ARE NOT LIMITED TO: STORM WATER DETENTION STRUCTURES (INCLUDING WET PONDS), STORM WATER RETENTION STRUCTURES, FLOW ATTENUATION BY USE OF OPEN VEGETATED SWALES AND NATURAL DEPRESSIONS, INFILTRATION OF RUNOFF ON SITE, AND SEQUENTIAL SYSTEMS (WHICH COMBINE SEVERAL PRACTICES).
THE PRACTICES SELECTED FOR IMPLEMENTATION WERE DETERMINED ON THE BASIS OF THE TECHNICAL GUIDANCE IN SECTION 59-8 (EROSION AND SEDIMENT CONTROL) IN CHAPTER 59 (LANDSCAPE DESIGN AND EROSION CONTROL) OF THE ILLINOIS DEPARTMENT OF TRANSPORTATION BUREAU OF DESIGN AND ENVIRONMENT MANUAL. IF PRACTICES OTHER THAN THOSE DISCUSSED IN SECTION 59-8 ARE SELECTED FOR IMPLEMENTATION OR IF PRACTICES ARE APPLIED TO SITUATIONS DIFFERENT FROM THOSE COVERED IN SECTION 59-8, THE TECHNICAL BASIS FOR SUCH DECISIONS WILL BE EXPLAINED BELOW.

b. VELOCITY DISSIPATION DEVICES WILL BE PLACED AT DISCHARGE LOCATIONS AND ALONG THE LENGTH OF ANY OUTFALL CHANNEL AS NECESSARY TO PROVIDE A NON-EROSIVE VELOCITY FLOW FROM THE STRUCTURE TO A WATER COURSE SO THAT THE NATURAL PHYSICAL AND BIOLOGICAL CHARACTERISTICS AND FUNCTIONS ARE MAINTAINED AND PROTECTED (E.G. MAINTENANCE OF HYDROLOGIC CONDITIONS SUCH AS THE HYDROPERIOD AND HYDRODYNAMICS PRESENT PRIOR TO THE INITIATION OF CONSTRUCTION ACTIVITIES).

DESCRIPTION OF STORM WATER MANAGEMENT CONTROLS:

THE PHASE 1 LOCATION DRAINAGE STUDY, PERFORMED BY BURNS & MCDONNELL HAS DETERMINED THAT NO STORM WATER DETENTION IS REQUIRED FOR THE PROPOSED STORM SEWER OUTLETS TO BE CONSTRUCTED FOR THIS PROJECT.

4. OTHER CONTROLS:

a. VEHICLE ENTRANCES AND EXITS - STABILIZED CONSTRUCTION ENTRANCES AND EXITS MUST BE CONSTRUCTED TO PREVENT TRACKING OF SEDIMENTS ONTO ROADWAYS.

THE CONTRACTOR WILL PROVIDE THE RESIDENT ENGINEER WITH A WRITTEN PLAN IDENTIFYING THE LOCATION OF STABILIZED ENTRANCES AND EXITS AND THE PROCEDURES (SHE WILL USE TO CONSTRUCT AND MAINTAIN THEM.

b. MATERIAL DELIVERY, STORAGE, AND USE - THE FOLLOWING BMPs SHALL BE IMPLEMENTED TO HELP PREVENT DISCHARGES OF CONSTRUCTION MATERIALS DURING DELIVERY, STORAGE, AND USE:

- ALL PRODUCTS DELIVERED TO THE PROJECT SITE MUST BE PROPERLY LABELED.
- WATER TIGHT SHIPPING CONTAINERS AND/OR SEMI TRAILERS SHALL BE USED TO STORE HAND TOOLS, SMALL PARTS, AND MOST CONSTRUCTION MATERIALS THAT CAN BE CARRIED BY HAND, SUCH AS PAINT CANS, SOLVENTS, AND GREASE.
- A STORAGE/CONTAINMENT FACILITY SHOULD BE CHOSEN FOR LARGER ITEMS SUCH AS DRUMS AND ITEMS SHIPPED OR STORED ON PALLETS. SUCH MATERIAL IS TO BE COVERED BY A TIN ROOF OR LARGE SHEETS OF PLASTIC TO PREVENT PRECIPITATION FROM COMING IN CONTACT WITH THE PRODUCTS BEING STORED.
- LARGE ITEMS SUCH AS LIGHT STANDS, FRAMING MATERIALS AND LUMBER SHALL BE STORED IN THE OPEN IN A GENERAL STORAGE AREA. SUCH MATERIAL SHALL BE ELEVATED WITH WOOD BLOCKS TO MINIMIZE CONTACT WITH STORM WATER RUNOFF.
- SPILL CLEAN-UP MATERIALS, MATERIAL SAFETY DATA SHEETS, AN INVENTORY OF MATERIALS, AND EMERGENCY CONTACT NUMBERS SHALL BE MAINTAINED AND STORED IN ONE DESIGNATED AREA AND EACH CONTRACTOR IS TO INFORM HIS/HER EMPLOYEES AND THE RESIDENT ENGINEER OF THIS LOCATION.

c. STOCKPILE MANAGEMENT - BMPs SHALL BE IMPLEMENTED TO REDUCE OR ELIMINATE POLLUTION OF STORM WATER FROM STOCKPILES OF SOIL AND PAVING MATERIALS SUCH AS BUT NOT LIMITED TO PORTLAND CEMENT CONCRETE RUBBLE, ASPHALT CONCRETE, ASPHALT CONCRETE RUBBLE, AGGREGATE BASE, AGGREGATE SUB BASE, AND PRE-MIXED AGGREGATE. THE FOLLOWING BMPs MAY BE CONSIDERED:

- PERIMETER EROSION BARRIER
- TEMPORARY SEEDING
- TEMPORARY MULCH
- PLASTIC COVERS
- SOIL BINDERS
- STORM DRAIN INLET PROTECTION

THE CONTRACTOR WILL PROVIDE THE RESIDENT ENGINEER WITH A WRITTEN PLAN OF THE PROCEDURES (SHE WILL USE ON THE PROJECT AND HOW THEY WILL BE MAINTAINED.

d. WASTE DISPOSAL. NO MATERIALS, INCLUDING BUILDING MATERIALS, SHALL BE DISCHARGED INTO WATERS OF THE STATE, EXCEPT AS AUTHORIZED BY A SECTION 404 PERMIT.

e. THE PROVISIONS OF THIS PLAN SHALL ENSURE AND DEMONSTRATE COMPLIANCE WITH APPLICABLE STATE AND/OR LOCAL WASTE DISPOSAL, SANITARY SEWER OR SEPTIC SYSTEM REGULATIONS.

f. THE CONTRACTOR SHALL PROVIDE A WRITTEN AND GRAPHIC PLAN TO THE RESIDENT ENGINEER IDENTIFYING WHERE EACH OF THE ABOVE AREAS WILL BE LOCATED AND HOW THEY ARE TO BE MANAGED.

5. APPROVED STATE OR LOCAL LAWS

THE MANAGEMENT PRACTICES, CONTROLS AND PROVISIONS CONTAINED IN THIS PLAN WILL BE IN ACCORDANCE WITH IDOT SPECIFICATIONS, WHICH ARE AT LEAST AS PROTECTIVE AS THE REQUIREMENTS CONTAINED IN THE ILLINOIS ENVIRONMENTAL PROTECTION AGENCY'S ILLINOIS URBAN MANUAL, 1995. PROCEDURES AND REQUIREMENTS SPECIFIED IN APPLICABLE SEDIMENT AND EROSION SITE PLANS OR STORM WATER MANAGEMENT PLANS APPROVED BY LOCAL OFFICIALS SHALL BE DESCRIBED OR INCORPORATED BY REFERENCE IN THE SPACE PROVIDED BELOW. REQUIREMENTS SPECIFIED IN SEDIMENT AND EROSION SITE PLANS, SITE PERMITS, STORM WATER MANAGEMENT SITE PLANS OR SITE PERMITS APPROVED BY LOCAL OFFICIALS THAT ARE APPLICABLE TO PROTECTING SURFACE WATER RESOURCES ARE, UPON SUBMITTAL OF AN NOI, TO BE AUTHORIZED TO DISCHARGE UNDER PERMIT ILRIO INCORPORATED BY REFERENCE AND ARE ENFORCEABLE UNDER THIS PERMIT EVEN IF THEY ARE NOT SPECIFICALLY INCLUDED IN THE PLAN.

DESCRIPTION OF PROCEDURES AND REQUIREMENTS SPECIFIED IN APPLICABLE SEDIMENT AND EROSION SITE PLANS OR STORM WATER MANAGEMENT PLANS APPROVED BY LOCAL OFFICIALS:

ALL MANAGEMENT PRACTICES, CONTROLS, AND OTHER PROVISIONS PROVIDED IN THIS PLAN ARE IN ACCORDANCE WITH IDOT STANDARD SPECIFICATION FOR ROAD AND BRIDGE CONSTRUCTION AND THE ILLINOIS URBAN MANUAL.

III. MAINTENANCE:

THE FOLLOWING IS A DESCRIPTION OF PROCEDURES THAT WILL BE USED TO MAINTAIN, IN GOOD AND EFFECTIVE OPERATING CONDITIONS, THE VEGETATION, EROSION AND SEDIMENT CONTROL MEASURES AND OTHER PROTECTIVE MEASURES IDENTIFIED IN THIS PLAN. THE RESIDENT ENGINEER WILL PROVIDE MAINTENANCE GUIDES TO THE CONTRACTOR FOR THE PRACTICES ASSOCIATED WITH THIS PROJECT.

1. SEEDING - ALL ERODIBLE BARE EARTH WILL BE TEMPORARILY SEEDED ON A WEEKLY BASIS TO MINIMIZE THE AMOUNT OF ERODIBLE SURFACE WITHIN THE CONTRACT LIMITS.
2. PERIMETER EROSION BARRIER - SEDIMENT WILL BE REMOVED IF THE INTEGRITY OF THE FENCING IS IN JEOPARDY AND ANY FENCING KNOCKED DOWN WILL BE REPAIRED IMMEDIATELY.
3. EROSION CONTROL BLANKET/MULCHING - ANY AREAS THAT FAIL WILL BE REPAIRED IMMEDIATELY.
4. PROTECTION OF TREES/TEMPORARY TREE PROTECTION - ANY PROTECTIVE MEASURES WHICH ARE KNOCKED DOWN WILL BE REPAIRED IMMEDIATELY.
5. DITCH CHECKS - SEDIMENT WILL BE REMOVED IF THE INTEGRITY OF THE DITCH CHECK IS IN JEOPARDY. ANY DITCH CHECKS WHICH FAIL WILL BE REPAIRED OR REPLACED IMMEDIATELY.

ALL MAINTENANCE OF EROSION CONTROL SYSTEMS WILL BE THE RESPONSIBILITY OF THE CONTRACTOR UNTIL CONSTRUCTION IS COMPLETE AND ACCEPTED BY IDOT AFTER FINAL INSPECTION. ALL LOCATIONS WHERE VEHICLES ENTER AND EXIT THE CONSTRUCTION SITE AND ALL OTHER AREAS SUBJECT TO EROSION SHOULD ALSO BE INSPECTED PERIODICALLY.

INSPECTION OF THESE AREAS SHALL BE MADE AT LEAST ONCE EVERY SEVEN DAYS AND WITHIN 24 HOURS OF THE END OF EACH 0.5 INCHES OR GREATER RAINFALL, OR AN EQUIVALENT SNOWFALL. THE PROJECT SHALL ADDITIONALLY BE INSPECTED BY THE CONSTRUCTION FIELD ENGINEER ON A BI-WEEKLY BASIS TO DETERMINE THAT EROSION CONTROL EFFORTS ARE IN PLACE AND EFFECTIVE AND IF OTHER EROSION CONTROL WORK IS NECESSARY.

THE TEMPORARY EROSION CONTROL SYSTEMS SHALL BE REMOVED AS DIRECTED BY THE ENGINEER AFTER USE IS NO LONGER NEEDED. THE COST OF THIS REMOVAL SHALL BE INCLUDED IN THE UNIT BID PRICE FOR THE TEMPORARY EROSION CONTROL SYSTEM.

IV. INSPECTIONS

QUALIFIED PERSONNEL SHALL INSPECT DISTURBED AREAS OF THE CONSTRUCTION SITE WHICH HAVE NOT YET BEEN FINALLY STABILIZED, STRUCTURAL CONTROL MEASURES, AND LOCATIONS WHERE VEHICLES AND EQUIPMENT ENTER AND EXIT THE SITE. SUCH INSPECTIONS SHALL BE CONDUCTED AT LEAST ONCE EVERY SEVEN (7) CALENDAR DAYS AND WITHIN 24 HOURS OF THE END OF A STORM THAT IS 0.5 INCHES OR GREATER OR EQUIVALENT SNOWFALL.

A. DISTURBED AREAS, USE AREAS (STORAGE OF MATERIALS, STOCKPILES, MACHINE MAINTENANCE FUELING, ETC.), BORROW SITES, AND WASTE SITES SHALL BE INSPECTED FOR EVIDENCE OF, OR THE POTENTIAL FOR, POLLUTANTS ENTERING THE DRAINAGE SYSTEM. EROSION AND SEDIMENT CONTROL MEASURES IDENTIFIED IN THE PLAN SHALL BE OBSERVED TO ENSURE THAT THEY ARE OPERATING CORRECTLY. DISCHARGE LOCATIONS OR POINTS THAT ARE ACCESSIBLE, SHALL BE INSPECTED TO ASCERTAIN WHETHER EROSION CONTROL MEASURES ARE EFFECTIVE IN PREVENTING SIGNIFICANT IMPACTS TO RECEIVING WATERS. LOCATIONS WHERE VEHICLES ENTER OR EXIT THE SITE SHALL BE INSPECTED FOR EVIDENCE OF OFF SITE SEDIMENT TRACKING.

B. BASED ON THE RESULTS OF THE INSPECTION, THE DESCRIPTION OF POTENTIAL POLLUTANT SOURCES IDENTIFIED IN SECTION I ABOVE AND POLLUTION PREVENTION MEASURES IDENTIFIED IN SECTION II ABOVE SHALL BE REVISED AS APPROPRIATE AS SOON AS PRACTICABLE AFTER SUCH INSPECTION. ANY CHANGES TO THIS PLAN RESULTING FROM THE REQUIRED INSPECTIONS SHALL BE IMPLEMENTED WITHIN 1/2 HOUR TO 1 WEEK BASED ON THE URGENCY OF THE SITUATION. THE RESIDENT ENGINEER WILL NOTIFY THE CONTRACTOR OF THE TIME REQUIRED TO IMPLEMENT SUCH ACTIONS THROUGH THE WEEKLY INSPECTION REPORT.

C. A REPORT SUMMARIZING THE SCOPE OF THE INSPECTION, NAME(S) AND QUALIFICATIONS OF PERSONNEL MAKING THE INSPECTION, THE DATE(S) OF THE INSPECTION, MAJOR OBSERVATIONS RELATING TO THE IMPLEMENTATION OF THIS STORM WATER POLLUTION PREVENTION PLAN, AND ACTIONS TAKEN IN ACCORDANCE WITH SECTION IV(B) SHALL BE MADE AND RETAINED AS PART OF THE PLAN FOR AT LEAST THREE (3) YEARS AFTER THE DATE OF THE INSPECTION. THE REPORT SHALL BE SIGNED IN ACCORDANCE WITH PART VI. G OF THE GENERAL PERMIT.

D. IF ANY VIOLATION OF THE PROVISIONS OF THIS PLAN IS IDENTIFIED DURING THE CONDUCT OF THE CONSTRUCTION WORK COVERED BY THIS PLAN, THE RESIDENT ENGINEER SHALL NOTIFY THE APPROPRIATE I.E.P.A. FIELD OPERATIONS SECTION OFFICE BY EMAIL OF: epa.swnoncomp@illinois.gov, TELEPHONE OR FAX WITHIN 24 HOURS OF THE INCIDENT. THE RESIDENT ENGINEER SHALL THEN COMPLETE AND SUBMIT AN "INCIDENCE OF NON-COMPLIANCE" (ION) REPORT FOR THE IDENTIFIED VIOLATION WITHIN 5 DAYS OF THE INCIDENT. THE RESIDENT ENGINEER SHALL USE FORMS PROVIDED BY THE ILLINOIS ENVIRONMENTAL PROTECTION AGENCY AND SHALL INCLUDE SPECIFIC INFORMATION ON THE CAUSE OF NONCOMPLIANCE, ACTIONS WHICH WERE TAKEN TO PREVENT ANY FURTHER CAUSES OF NONCOMPLIANCE, AND A STATEMENT DETAILING ANY ENVIRONMENTAL IMPACT WHICH MAY HAVE RESULTED FROM THE NONCOMPLIANCE. ALL REPORTS OF NONCOMPLIANCE SHALL BE SIGNED BY A RESPONSIBLE AUTHORITY IN ACCORDANCE WITH PART VI. G OF THE GENERAL PERMIT.

THE INCIDENCE OF NONCOMPLIANCE SHALL BE MAILED TO THE FOLLOWING ADDRESS:

ILLINOIS ENVIRONMENTAL PROTECTION AGENCY
DIVISION OF WATER POLLUTION CONTROL
ATTN: COMPLIANCE ASSURANCE SECTION
1021 NORTH GRAND EAST
POST OFFICE BOX 19276
SPRINGFIELD, ILLINOIS 62794-9276

V. NON-STORM WATER DISCHARGES:

EXCEPT FOR FLOWS FROM FIRE FIGHTING ACTIVITIES, SOURCES OF NON-STORM WATER THAT IS COMBINED WITH STORM WATER DISCHARGES ASSOCIATED WITH THE INDUSTRIAL ACTIVITY ADDRESSED IN THIS PLAN MUST BE DESCRIBED BELOW. APPROPRIATE POLLUTION PREVENTION MEASURES, AS DESCRIBED BELOW, WILL BE IMPLEMENTED FOR THE NON-STORM WATER COMPONENT(S) OF THE DISCHARGE.

A. SPILL PREVENTION AND CONTROL - BMPs SHALL BE IMPLEMENTED TO CONTAIN AND CLEAN-UP SPILLS AND PREVENT MATERIAL DISCHARGES TO THE STORM DRAIN SYSTEM. THE CONTRACTOR SHALL PRODUCE A WRITTEN PLAN STATING HOW HIS/HER COMPANY WILL PREVENT, REPORT, AND CLEAN UP SPILLS AND PROVIDE A COPY TO ALL OF HIS/HER EMPLOYEES AND THE RESIDENT ENGINEER. THE CONTRACTOR SHALL NOTIFY ALL OF HIS/HER EMPLOYEES ON THE PROPER PROTOCOL FOR REPORTING SPILLS. THE CONTRACTOR SHALL NOTIFY THE RESIDENT ENGINEER OF ANY SPILLS IMMEDIATELY.

B. CONCRETE RESIDUALS AND WASHOUT WASTES - THE FOLLOWING BMPs SHALL BE IMPLEMENTED TO CONTROL RESIDUAL CONCRETE, CONCRETE SEDIMENTS, AND RINSE WATER:

1. TEMPORARY CONCRETE WASHOUT FACILITIES SHALL BE CONSTRUCTED FOR RINSING OUT CONCRETE TRUCKS. SIGNS SHALL BE INSTALLED DIRECTING CONCRETE TRUCK DRIVERS WHERE DESIGNATED WASHOUT FACILITIES ARE LOCATED.
2. THE CONTRACTOR SHALL HAVE THE LOCATION OF TEMPORARY CONCRETE WASHOUT FACILITIES APPROVED BY THE RESIDENT ENGINEER.
3. ALL TEMPORARY CONCRETE WASHOUT FACILITIES ARE TO BE INSPECTED BY THE CONTRACTOR AFTER EACH USE AND ALL SPILLS MUST BE REPORTED TO THE RESIDENT ENGINEER AND CLEANED UP IMMEDIATELY.
4. CONCRETE WASTE SOLIDS/LIQUIDS SHALL BE DISPOSED OF PROPERLY.

C. LITTER MANAGEMENT - A PROPER NUMBER OF DUMPSTERS SHALL BE PROVIDED ON SITE TO HANDLE DEBRIS AND LITTER ASSOCIATED WITH THE PROJECT. THE CONTRACTOR IS RESPONSIBLE FOR ENSURING HIS/HER EMPLOYEES PLACE ALL LITTER INCLUDING MARKING PAINT CANS, SODA CANS, FOOD WRAPPERS, WOOD LATHE, MARKING RIBBON, CONSTRUCTION STRING, AND ALL OTHER CONSTRUCTION RELATED LITTER IN THE PROPER DUMPSTERS.

D. VEHICLE AND EQUIPMENT CLEANING - VEHICLES AND EQUIPMENT ARE TO BE CLEANED IN DESIGNATED AREAS ONLY, PREFERABLY OFF SITE.

E. VEHICLE AND EQUIPMENT FUELING - A VARIETY OF BMPs CAN BE IMPLEMENTED DURING FUELING OF VEHICLES AND EQUIPMENT TO PREVENT POLLUTION. THE CONTRACTOR SHALL INFORM THE RESIDENT ENGINEER AS TO WHICH BMPs WILL BE USED ON THE PROJECT. THE CONTRACTOR SHALL INFORM THE RESIDENT ENGINEER HOW (SHE WILL BE INFORMING HIS/HER EMPLOYEES OF THESE BMPs (I.E. SIGNS, TRAINING, ETC.). BELOW ARE A FEW EXAMPLES OF THESE BMPs:






1. CONTAINMENT
2. SPILL PREVENTION AND CONTROL
3. USE OF DRIP PANS AND ADSORBENTS
4. AUTOMATIC SHUT-OFF NOZZLES
5. TOPPING OFF RESTRICTIONS
6. LEAK INSPECTION AND REPAIR

F. VEHICLE AND EQUIPMENT MAINTENANCE - ON SITE MAINTENANCE MUST BE PERFORMED IN ACCORDANCE WITH ALL ENVIRONMENTAL LAWS SUCH AS PROPER STORAGE AND NO DUMPING OF OLD ENGINE OIL OR OTHER FLUIDS ON SITE.

VI. FAILURE TO COMPLY:

FAILURE TO COMPLY WITH ANY PROVISIONS OF THIS STORM WATER POLLUTION PREVENTION PLAN WILL RESULT IN THE IMPLEMENTATION OF AN EROSION AND SEDIMENT CONTROL DEFICIENCY DEDUCTION AGAINST THE CONTRACTOR AND/OR PENALTIES UNDER THE NPDES PERMIT WHICH COULD BE PASSED ONTO THE CONTRACTOR.

LEGEND

-  TEMPORARY DITCH CHECK- ROLLED EXCELSIOR, SILT WEDGES/PANELS
-  TEMPORARY DITCH CHECK- AGGREGATE
-  EROSION CONTROL BLANKET
-  PERIMETER EROSION BARRIER- SILT FILTER FENCE OR OTHER AS APPROVED BY THE ENGINEER
-  INLET AND PIPE PROTECTION- STRAW BALES, FILTER FABRIC, AGGREGATES

FILE NAME =	USER NAME = burnsideem	DESIGNED -	REVISED - 4-20-09	STATE OF ILLINOIS DEPARTMENT OF TRANSPORTATION	SWPPP PLAN				F.A.I. RTE.	SECTION	COUNTY	TOTAL SHEETS	SHEET NO.
or\pw\work\pwwdot\burnsideem\d0166363\ad	76d99-shtrplan.dgn	DRAWN -	REVISED -						64	82-5K-2	ST CLAIR	162	4
		CHECKED -	REVISED -						CONTRACT NO. 76D59				
		DATE -	REVISED -						ILLINOIS FED. AID PROJECT				
				SCALE:	SHEET NO.	OF	SHEETS	STA.	TO STA.				