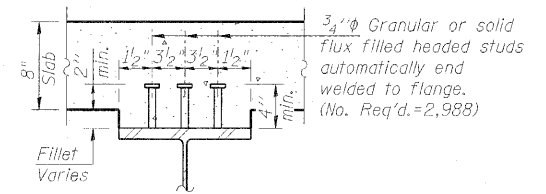


STATE OF ILLINOIS
DEPARTMENT OF TRANSPORTATION

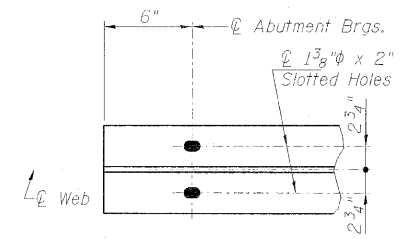


FRAMING PLAN

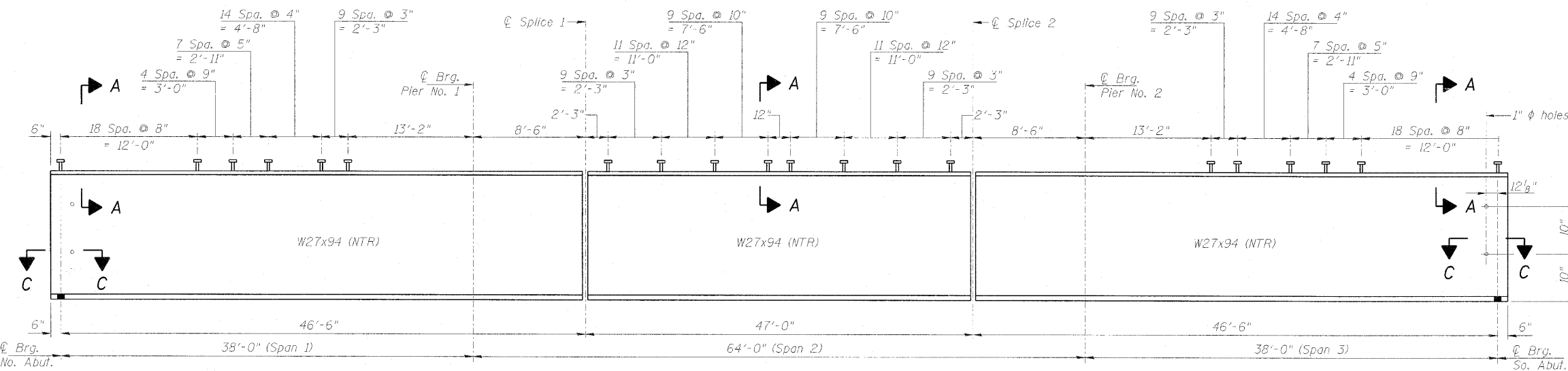


SECTION A-A

Bridge &
P.G.L. Tl. Rte 146



SECTION C-C



GIRDER ELEVATION

Notes:
All cross frames or diaphragms shall be installed as steel is erected and secured with erection pins and bolts except as otherwise noted. Individual cross frames or diaphragms at supports may be temporarily disconnected to install bearing anchor rods.
Load carrying components designated "NTR" shall conform to the Supplemental Requirements for Notch Toughness, Zone 2.
All beams, splice plates, connecting angles and diaphragms shall conform to the requirements of AASHTO M270 Grade 50W.
Drains shall be located clear of all diaphragms.

STRUCTURAL STEEL
STRUCTURE NO. 076-0029

PROFESSIONAL DESIGN FIRM LICENSE #184-001084 © Copyright Hanson Professional Services Inc. 2010		JOB NO. 08H0131	SHEET NO. 18	F.A.P. RTE. 885	SECTION 6B-2	COUNTY Pope	TOTAL SHEETS 48	SHEET NO. 37
		DATE 05/21/10	29 SHEETS	CONTRACT NO. 78141		ILLINOIS FED. AID PROJECT		