

BENCHMARK		
NO.	DESCRIPTION	ELEVATION
BM 304	NE Bonnet Bolt on top flange of Fire Hydrant North of Fisher Ave. on West side of N. Main St. across from North Entrance to Burpee Museum 31+97, 61'Lt.	732.70

STATE OF ILLINOIS  
DEPARTMENT OF TRANSPORTATION

NOTES:

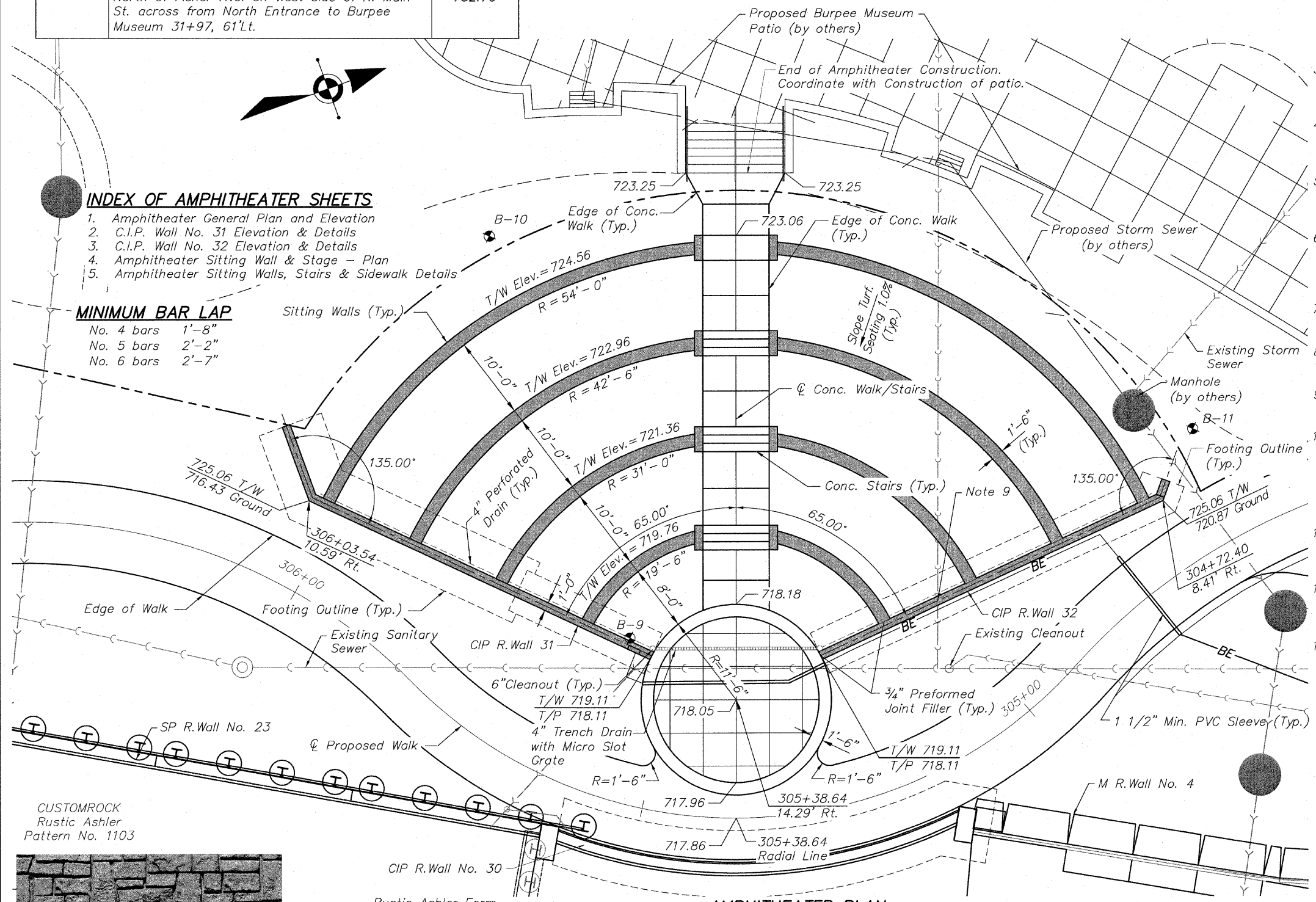
- It shall be the responsibility of the Contractor to verify all dimensions and conditions existing in the field prior to construction and ordering materials.
- The concrete for walls and structures shall be Type SI and shall be constructed as shown in accordance with Section 503 and the concrete for Sidewalks and Sidewalks (Spl) shall be Type SI in accordance with Section 424 of the IDOT "Standard Specifications for Road and Bridge Construction".
- All exposed edges shall have a 3/4" x 45° chamfer, except as shown otherwise. Chamfers on vertical edges shall be continued a minimum of one foot below finished ground level.
- Exposed surfaces of concrete shall be given a "rubbed finish" except where form liner is specified. Exposed Surfaces of Stairs and Sidewalks to be given a brush finish in accordance with art. 424.06 of the Standard Specifications
- Stair tread edges shall be protected with Balco, Inc., Style P-200 or equal installed according to manufacturer's instructions. Safety Stair Nosings will not be paid for separately but shall be included in the cost of the concrete.
- Reinforcing bars shall be lapped a minimum as shown below where splices occur. Radius bars shall be factory bent and delivered to the site with appropriate radius. Field bending will only be allowed to achieve form clearances.
- Curved exposed edges shall be finished with an edging tool with a 3/4" radius (bullnose detail) versus a 3/4" 45° chamfer.
- Form liner treatment where specified shall be Customrock, Rustic Ashler pattern (1" relief) or approved equal.
- Provide sleeve for wall penetration if necessary to avoid conflict with sanitary service. Cost of the sleeve to be included in the cost of Class MS concrete.
- Quantities shown on Bill of Materials do not include Concrete Walking Path, R Wall No. 30, Furnished Excavation, Top Soil, Seeding, Trench Drain, or Electrical that is shown on this plan. Refer to schedule of quantity sheets for these items. Cleanouts shown at the ends of the Trench Drain will not be paid for separately, but shall be included in the unit cost for Trench Drain.
- Handrail to be placed on top of walls 31 & 32 is to be furnished and installed in this contract. Coordinate installation with handrail contractor. See Sheet 137 for details.
- Cost for the Thickened Edge of the Sidewalk (Spl) and the reinforcement bars included within, will be paid for separately and shall be included in the contract price per sq. ft. for PC Concrete Sidewalk 6" SP.
- Coordinate installation of electrical components with electrical plans.

INDEX OF AMPHITHEATER SHEETS

- Amphitheater General Plan and Elevation
- C.I.P. Wall No. 31 Elevation & Details
- C.I.P. Wall No. 32 Elevation & Details
- Amphitheater Sitting Wall & Stage - Plan
- Amphitheater Sitting Walls, Stairs & Sidewalk Details

MINIMUM BAR LAP

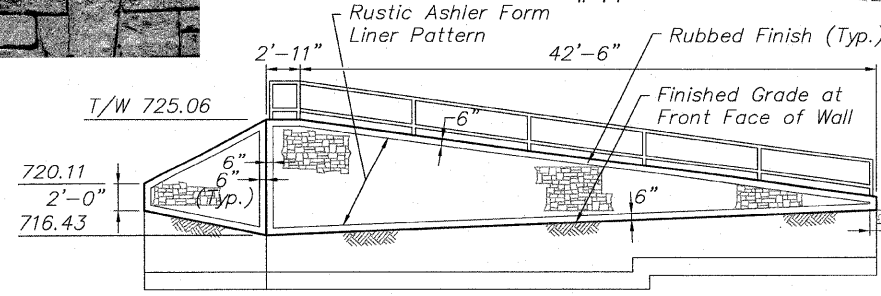
- No. 4 bars 1'-8"
- No. 5 bars 2'-2"
- No. 6 bars 2'-7"



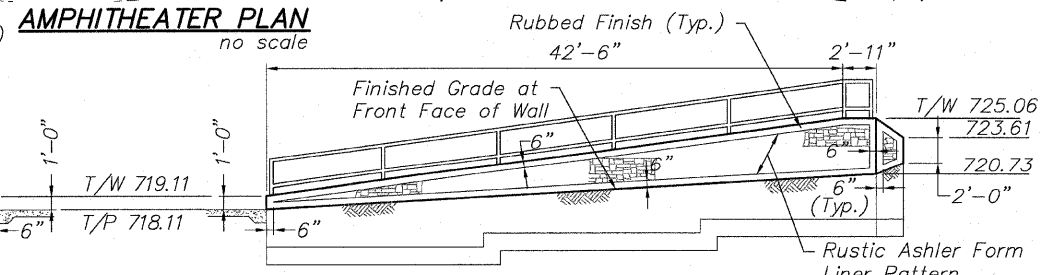
CUSTOMROCK  
Rustic Ashler  
Pattern No. 1103



FORM LINER

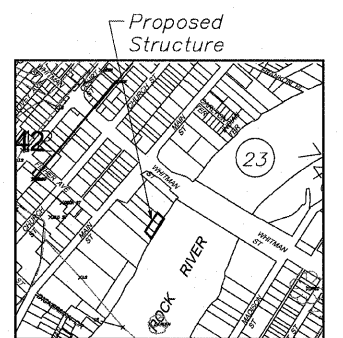


CIP R. WALL NO. 31 ELEVATION  
Facing West no scale



CIP R. WALL NO. 32 ELEVATION  
Facing West no scale

Professional Engineer Seal for Alia Gharami, State of Illinois, License No. 081-008060. Includes signature and date 10/27/10.



Section 23, Township 44 North, Range 1 East of the 3rd Principal Meridian  
LOCATION SKETCH

BORING NUMBER	STATION	OFFSET	GROUND ELEV.	EST. ROCK ELEV.
B-9	305+59	19.3' RT	716	706
B-10	306+00	49.0' RT	720	710
B-11	304+66	14.1' RT	721	705

DESIGN STRESSES  
FIELD UNITS  
f'c = 3,500 psi  
fy = 60,000 psi (Reinforcement)

GENERAL PLAN & ELEVATION  
RIVERWALK AMPHITHEATER  
WINNEBAGO COUNTY  
SECTION NO. 06-00543-00-BT  
STATION 305+38.64

DESIGNED	CTB
CHECKED	AAG
DRAWN	JAW
CHECKED	JWH

McClure Engineering Associates, Inc.  
7282 Argus Drive, Rockford, Illinois 61107-5837  
(815) 398-2332 Fax (815) 398-2496  
Design Firm License: Illinois#184-000816  
Copyright 2010 By McClure Engineering Associates, Inc.

SHEET NO. 1  
5 SHEETS

F.A. RTE.	SECTION	COUNTY	TOTAL SHEETS	SHEET NO.
	06-00543-00-BT	WINNEBAGO	148	51
FED. ROAD DIST. NO.	ILLINOIS	FED. AID PROJECT	CONTRACT NO. 85521	

H:\08-008 RIVERWALK MUSEUM\DESIGN\DRAWINGS\STRUCTURAL\06-008 AMPHITHEATER.DWG. AMPHI\_GPRE. 10/26/2010 2:05:57 PM. JH