

BENCHMARK		
NO.	DESCRIPTION	ELEVATION
	North Bonnet Bolt on Fire Hydrant South Of Museum Entrance on the East side of N. Main Street	736.60

EXISTING STRUCTURE: None

STATE OF ILLINOIS  
DEPARTMENT OF TRANSPORTATION

TOTAL BILL OF MATERIALS

C.I.P. WALL No. 30

ITEM	UNITS	TOTAL
Structure Excavation	Cu. Yd.	18
Concrete Structures	Cu. Yd.	53.4
Protective Coat	Sq. Yd.	76.4
Porous Granular Embankment	Cu. Yd.	112
Reinforcement Bars (Epoxy Coated)	Pound	4,270
Pipe Underdrain for Structures, 4"	Foot	55
Form Liner Textured Surface	Sq. Ft.	398
Rubbed Finish	Sq. Ft.	235
Staining Concrete Structures	Sq. Yd.	44.2

**CENTERLINE CURVE DATA**  
 $\Delta = 93^{\circ}35'24''$   
 $D = 104^{\circ}10'27''$   
RADIUS = 55.00'  
ARC LENGTH = 104.34'  
TANGENT = 58.56'  
EXTERNAL = 25.34'  
PRC = 304+92.30  
PRC = 305+82.14

**HIGHWAY CLASSIFICATION**

Rockford Pedestrian Riverwalk  
Functional Class: Pedestrian

**DESIGN SPECIFICATIONS**

2002 AASHTO Standard  
Specifications - 17th Edition

**DESIGN STRESSES**

**FIELD UNITS**

$f'_c = 3,500$  psi (Cast-in-place Concrete)  
 $f_y = 60,000$  psi (Reinforcement)

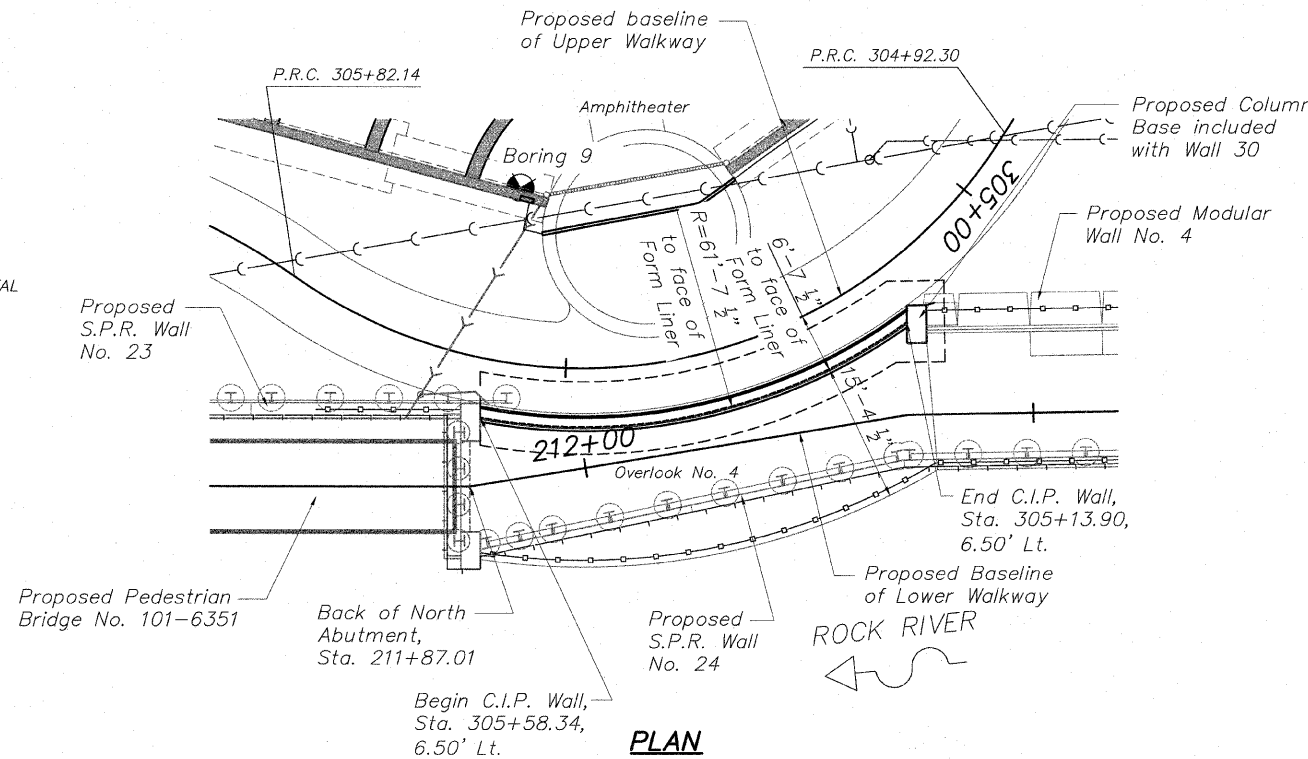
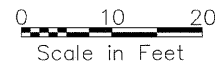
**GENERAL NOTES**

- It shall be the responsibility of the Contractor to verify all dimensions and conditions existing in the field prior to construction and ordering materials.
- Reinforcement bars shall conform to the requirements of ASTM A706 Gr 60.
- Protective Coat shall be applied to all exposed surfaces of the wall and shall extend 1'-0" min. below finished grade.
- All construction joints shall be bonded.
- All exposed edges shall have a  $\frac{3}{4}$ " x 45° chamfer, except as shown otherwise. Chamfers on vertical edges shall be continued a minimum of one foot below finished ground level.
- Exposed surfaces of concrete shall be given a "rubbed finish" except where form liner is specified.
- Reinforcing bars shall be lapped a minimum as shown on Plans where splices occur. Radius bars shall be factory bent and delivered to the site with appropriate radius. Field bending will only be allowed to achieve form clearances.
- Dewatering, if necessary, is the responsibility of the contractor.
- All work shall conform to Illinois Department of Transportation Standard Specifications for Road and Bridge Construction, latest Edition in Particular, Section 503 for Concrete Structures.
- Concrete shall be Class SI as specified in IDOT Standard Specification Section 1020.
- Allowable soil pressure at toe is to be 1500 PSF. Field verify at time of construction.
- Backfill behind the retaining wall shall be placed to the lines and grades as shown on the plans. The contractor shall take care to ensure use of suitable material and proper compaction of all fill areas. Compaction shall be performed with a loose thickness of no more than 8" and each lift shall be compacted to a density greater than 95% Standard Proctor maximum dry density (ASTM D-698) taking care not to over compact the soil directly behind the wall. Soil moisture shall be within -2% to +3% of optimum. No heavy equipment shall be allowed within 6 feet of the wall during backfilling and compaction. Compaction shall be by hand method, "walk behind" equipment in the areas within 6 feet of the face of the wall.

**SCALES:**

PLAN: 1" = 10'

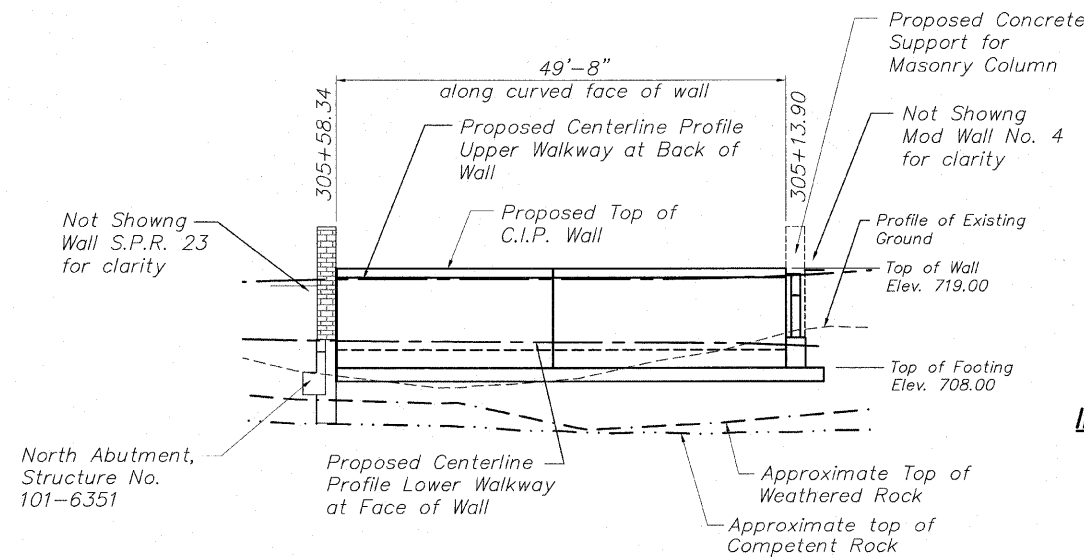
PROFILE: 1" = 10' HORIZONTAL  
1" = 10' VERTICAL



CUSTOMROCK  
Rustic Ashler  
Pattern No. 1103 or equal




**FORM LINER PATTERN**



**INDEX OF SHEETS-C.I.P. Wall No. 30**

- General Plan and Elevation
- C.I.P. Wall No. 30 Details
- C.I.P. Wall No. 30 Details



**GENERAL PLAN & ELEVATION**  
**C.I.P. WALL No. 30**  
**PEDESTRIAN RIVERWALK**  
**ALONG THE ROCK RIVER**  
**WINNEBAGO COUNTY**  
**SECTION NO. 06-00543-00-BT**  
**STATION 305+58.34 TO**  
**STATION 305+13.90**

DESIGNED	JWH
CHECKED	AAG
DRAWN	JAW
CHECKED	JWH

**McClure**  
Engineering Associates, Inc.  
7282 Argus Drive  
Rockford, Illinois 61107-5837  
(815) 398-2332 Fax (815) 398-2496  
Design Firm License: Illinois #184-000816  
Copyright 2010 By McClure Engineering Associates, Inc.

SHEET NO. 1  
3 SHEETS

F.A. RTE.	SECTION	COUNTY	TOTAL SHEETS	SHEET NO.
	06-00543-00-BT	WINNEBAGO	148	106
FED. ROAD DIST. NO.	ILLINOIS	FED. AID PROJECT	CONTRACT NO. 85521	

C.I.P. 30

06-008 RIVERWALK MUSEUMDRAWINGS\STRUCTURAL\CPBE\08-008 CIP-WALL 30.DWG, GPBE (P316), 10/27/2010 6:55:56 AM, JWH