

01-21-2022 LETTING ITEM 081

STATE OF ILLINOIS
DEPARTMENT OF TRANSPORTATION


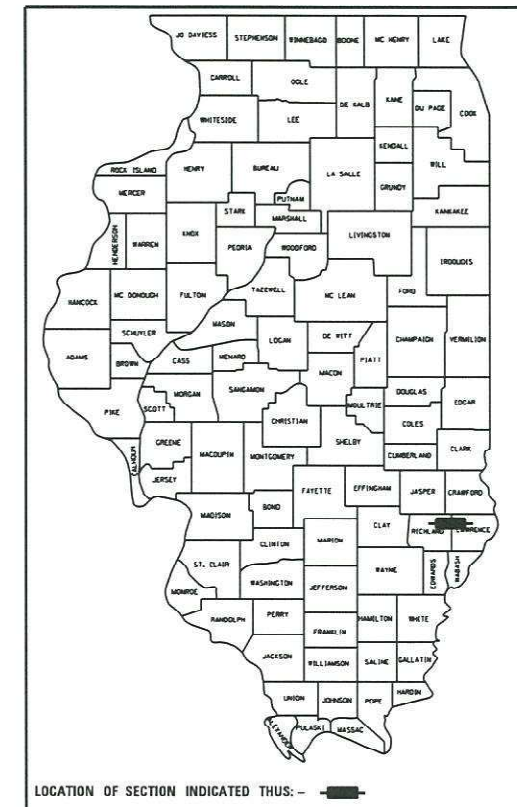
F.A.P. RTE.	SECTION	COUNTY	TOTAL SHEETS	NO.
327	D7 PATCHING 2022-4	* 7	1	1
ILLINOIS		CONTRACT NO. 74A79		
-LAWRENCE AND RICHLAND				

FOR INDEX OF SHEETS, SEE SHEET NO. 2
ADT=3000 (2019)

**PROPOSED
HIGHWAY PLANS**

F.A.P. 327 (US 50)
SECTION D7 PATCHING 2022-4
PROJECT
CLASS B AND C PATCHING
LAWRENCE AND RICHLAND COUNTIES

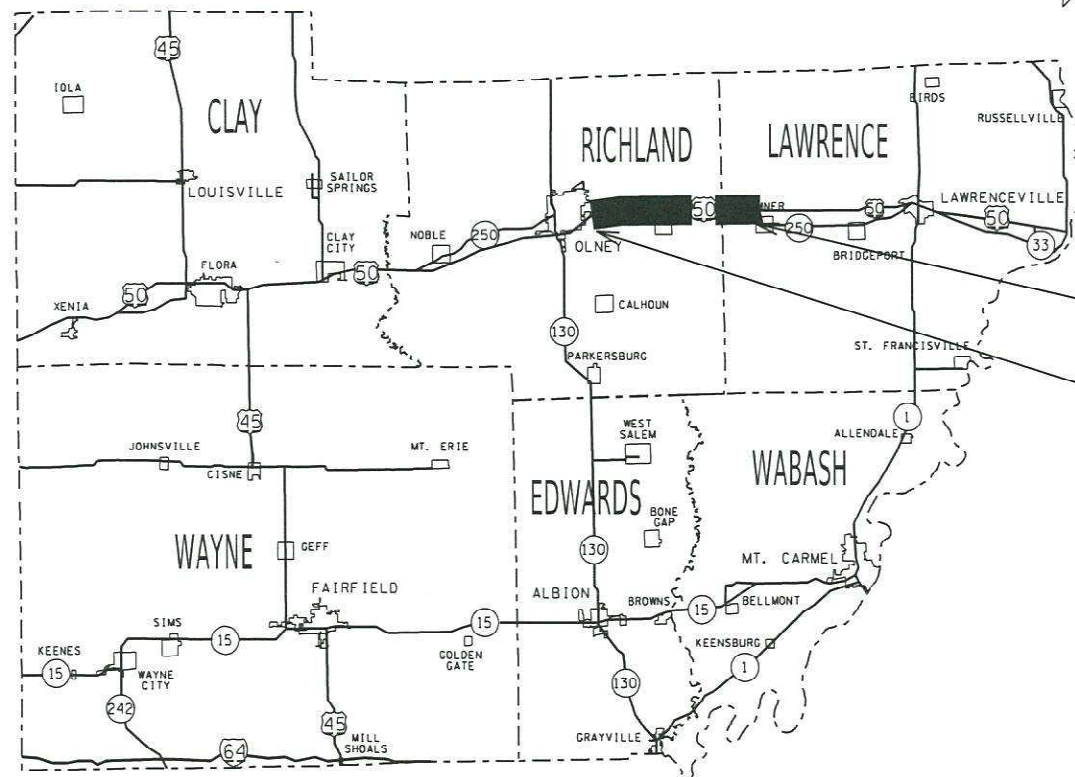
C-97-179-21



FULL SIZE PLANS HAVE BEEN PREPARED USING STANDARD ENGINEERING SCALES. REDUCED SIZED PLANS WILL NOT CONFORM TO STANDARD SCALES. IN MAKING MEASUREMENTS ON REDUCED PLANS, THE ABOVE SCALES MAY BE USED.

J.U.L.I.E.
JOINT UTILITY LOCATION INFORMATION FOR EXCAVATION
1-800-892-0123
OR 811

PROJECT ENGINEER DEBRA G. BARRETT
PROJECT MANAGER AARON J. METTE
PHONE: (217)342-8248
CONTRACT NO. 74A79



PROJECT ENDS

PROJECT BEGINS

GROSS LENGTH = 52800 FT. = 10.00 MILES
NET LENGTH = 52800 FT. = 10.00 MILES

STATE OF ILLINOIS
DEPARTMENT OF TRANSPORTATION

SUBMITTED October 20 2021
Jeffrey P. Myrland
REGIONAL ENGINEER

December 10 2021
[Signature]
ENGINEER OF DESIGN AND ENVIRONMENT

December 10 2021
Stephen M. Lanza
DIRECTOR OF HIGHWAYS PROJECT IMPLEMENTATION

PRINTED BY THE AUTHORITY
OF THE STATE OF ILLINOIS

INDEX OF SHEETS

- 1 COVER SHEET
- 2 INDEX OF SHEETS AND GENERAL NOTES
- 3 SUMMARY OF QUANTITIES
- 4-6 SCHEDULE OF QUANTITIES
- 7 LOCATION MAP

THE FOLLOWING STANDARDS ARE A PART OF THESE PLANS AND ARE INCLUDED AFTER THE LAST SHEET:

- 000001-08 STANDARD SYMBOLS, ABBREVIATIONS AND PATTERNS
- 001001-02 AREAS OF REINFORCEMENT BARS
- 001006 DECIMAL OF AN INCH AND OF A FOOT
- 420001-10 PAVEMENT JOINTS
- 420701-03 PAVEMENT WELDED WIRE REINFORCEMENT
- 442101-09 CLASS B PATCHES
- 442201-03 CLASS C AND D PATCHES
- 701001-02 OFF-RD OPERATIONS, 2L, 2W, MORE THAN 15' AWAY
- 701006-05 OFF-RD OPERATIONS, 2L, 2W, 15' TO 24" FROM PAVEMENT
- 701201-05 LANE CLOSURE, 2L, 2W, DAY ONLY
- 701301-04 LANE CLOSURE, 2L, 2W, SHORT TIME OPERATION
- 701701-10 URBAN LANE CLOSURE AT INTERSECTION
- 701901-08 TRAFFIC CONTROL DEVICES

GENERAL NOTES

THE ACTUAL LOCATIONS OF PAVEMENT PATCHING AND FINAL QUANTITIES SHALL BE DETERMINED BY THE ENGINEER IN THE FIELD.

CLASS B PATCHES WILL BE USED ON FULL LANE PATCHES AND CLASS C PATCHES SHALL BE USED ON PARTIAL LANE PATCHES, UNLESS OTHERWISE STATED BY THE ENGINEER.

THE ACTUAL LOCATIONS OF SHOULDER REPAIR AND FINAL QUANTITIES SHALL BE DETERMINED BY THE ENGINEER IN THE FIELD.

THE FOLLOWING MIXTURE REQUIREMENTS ARE APPLICABLE TO THIS PROJECT:

APPLICATION	AC/PG VOIDS	DESIGN AIR COMPOSITION	MIXTURE AGGREGATE	FRICTION PARAMETER	TESTING
HMA SHOULDERS 8" (TOP LIFT)	PG 64-22	4.0% @ N=70	IL - 9.5	MIXTURE C	QC/QA
HMA SHOULDERS 8" (BOTTOM LIFT)	PG 64-22	4.0% @ N=70	IL - 19.0	N/A	QC/QA

REV. - MS

MODEL: Default
 FILE: \\msfc-pw-bentley.com\PW\DOT\Documents\DOT_Offices\District_7\Projects\74A79\CADD\Drawings\CADD\Drawings\74A79-SP-INT-GENERAL.dgn

USER NAME = steffemk	DESIGNED -	REVISED -
	DRAWN -	REVISED -
PLOT SCALE = 100.0000' / in.	CHECKED -	REVISED -
PLOT DATE = 10/27/2021	DATE -	REVISED -

**STATE OF ILLINOIS
DEPARTMENT OF TRANSPORTATION**

**INDEX OF SHEETS AND
GENERAL NOTES**

SCALE: SHEET 1 OF 1 SHEETS STA. TO STA.

F.A.P. RTE.	SECTION	COUNTY	TOTAL SHEETS	SHEET NO.
327	D7 PATCHING 2022-4	*	7	2
			CONTRACT NO. 74A79	
ILLINOIS FED. AID PROJECT				

•LAWRENCE AND RICHLAND

100% STATE

100% STATE

SUMMARY OF QUANTITIES			TOTAL QUANTITIES	CONSTRUCTION TYPE CODE	
CODE NO	ITEM	UNIT		0006 LAWRENCE	0006 RICHLAND
44004250	PAVED SHOULDER REMOVAL	SQ YD	75	0	75
44200050	WELDED WIRE REINFORCEMENT	SQ YD	641	104	537
44201007	CLASS B PATCHES, TYPE II, 13 INCH	SQ YD	1059	208	851
44201011	CLASS B PATCHES, TYPE III, 13 INCH	SQ YD	339	64	275
44201013	CLASS B PATCHES, TYPE IV, 13 INCH	SQ YD	303	40	263
44201299	DOWEL BARS 1 1/2"	EACH	2600	460	2140
44201389	CLASS C PATCHES, TYPE II, 13 INCH	SQ YD	55	0	55
44201394	CLASS C PATCHES, TYPE III, 13 INCH	SQ YD	153	16	137
44201396	CLASS C PATCHES, TYPE IV, 13 INCH	SQ YD	25	0	25
44213200	SAW CUTS	FOOT	7425	1330	6095
44213204	TIE BARS 3/4"	EACH	69	9	60
48203029	HOT-MIX ASPHALT SHOULDERS, 8"	SQ YD	75	0	75
67100100	MOBILIZATION	L SUM	1	0.2	0.8
70100450	TRAFFIC CONTROL AND PROTECTION, STANDARD	L SUM	1	0.2	0.8
	701201				

SUMMARY OF QUANTITIES			TOTAL QUANTITIES	CONSTRUCTION TYPE CODE	
CODE NO	ITEM	UNIT		0006 LAWRENCE	0006 RICHLAND
70102635	TRAFFIC CONTROL AND PROTECTION, STANDARD	L SUM	1	0.2	0.8
	701701				
70107025	CHANGEABLE MESSAGE SIGN	CAL DA	28	14	14

MODEL: Default
 FILE NAME: p:\project-aw-beadley.com\FW\DOT\Documents\DOT Office\Director_T\Projects\74A79\CADD\DATA\CAD\PROJECTS\DOT74A79\Sheet500.dgn

USER NAME = steffenmk	DESIGNED -	REVISED -
	DRAWN -	REVISED -
PLOT SCALE = 100,0000' / in.	CHECKED -	REVISED -
PLOT DATE = 10/27/2021	DATE -	REVISED -

**STATE OF ILLINOIS
DEPARTMENT OF TRANSPORTATION**

SUMMARY OF QUANTITIES

SCALE: SHEET OF SHEETS STA. TO STA.

F.A.P. RTE.	SECTION	COUNTY	TOTAL SHEETS	SHEET NO.
327	D7 PATCHING 2022-4	*	7	3
CONTRACT NO. 74A79			ILLINOIS FED. AID PROJECT	

*LAWRENCE AND RICHLAND

Patching Number	Type Class	Location	Lane	Mile Post	Length ft	Width ft	Plan Depth in	Type II Sq. Yd.	Type III Sq. Yd.	Type IV Sq. Yd.	Tie Bars Each	Welded Wire Sq. Yd.	Saw Cut Feet	Dowel Bars Each
1	B	Richland	EB	13.3726	7.0	12.0	13.0	9.3					51.5	20
2	B	Richland	WB	13.3726	7.0	12.0	13.0	9.3					51.5	20
3	B	Richland	EB	13.3769	6.0	12.0	13.0	8.0					49.5	20
4	B	Richland	WB	13.3769	6.0	12.0	13.0	8.0					49.5	20
5	B	Richland	EB	13.4385	6.0	12.0	13.0	8.0					49.5	20
6	B	Richland	EB	13.5251	6.0	12.0	13.0	8.0					49.5	20
7	B	Richland	EB	13.5383	6.0	12.0	13.0	8.0					49.5	20
8	B	Richland	EB	13.5809	6.0	12.0	13.0	8.0					49.5	20
9	B	Richland	EB	13.6122	10.0	12.0	13.0	13.3					57.5	20
10	B	Richland	FB	13.6328	40.0	12.0	13.0			53.3	12	53.3	117.5	20
11	B	Richland	EB	13.7620	15.0	12.0	13.0		20.0			20.0	67.5	20
12	B	Richland	WB	14.1154	10.0	12.0	13.0	13.3					57.5	20
13	B	Richland	WB	14.1379	12.0	12.0	13.0		16.0			16.0	61.5	20
14	B	Richland	WB	14.1674	60.0	12.0	13.0			80.0	19	80.0	157.5	20
15	B	Richland	WB	14.8290	23.0	12.0	13.0			30.7	7	30.7	83.5	20
16	B	Richland	WB	14.1927	6.0	12.0	13.0	8.0					49.5	20
17	B	Richland	EB	14.1948	7.0	12.0	13.0	9.3					51.5	20
18	B	Richland	WB	14.1981	6.0	12.0	13.0	8.0					49.5	20
19	B	Richland	EB	14.2158	7.0	12.0	13.0	9.3					51.5	20
20	B	Richland	WB	14.2158	6.0	12.0	13.0	8.0					49.5	20
21	B	Richland	WB	14.2332	22.0	12.0	13.0			29.3	6	29.3	81.5	20
22	B	Richland	WB	14.2517	10.0	12.0	13.0	13.3					57.5	20
23	B	Richland	WB	14.2682	7.0	12.0	13.0	9.3					51.5	20
24	B	Richland	EB	14.2862	7.0	12.0	13.0	9.3					51.5	20
25	B	Richland	WB	14.2938	6.0	12.0	13.0	8.0					49.5	20
26	B	Richland	WB	14.3100	18.0	12.0	13.0		24.0			24.0	73.5	20
27	B	Richland	WB	14.3200	8.0	12.0	13.0	10.7					53.5	20
28	B	Richland	EB	14.3200	8.0	12.0	13.0	10.7					53.5	20
29	B	Richland	WB	14.3238	13.0	12.0	13.0		17.3			17.3	63.5	20
30	B	Richland	WB	14.3277	13.0	12.0	13.0		17.3			17.3	63.5	20
31	B	Richland	EB	14.3277	12.0	12.0	13.0		16.0			16.0	61.5	20
32	B	Richland	WB	14.3415	10.0	12.0	13.0	13.3					57.5	20
33	B	Richland	EB	14.3415	10.0	12.0	13.0	13.3					57.5	20
34	B	Richland	WB	14.3461	6.0	12.0	13.0	8.0					49.5	20
35	B	Richland	EB	14.3461	17.0	12.0	13.0		22.7			22.7	71.5	20
36	B	Richland	WB	14.3799	6.0	12.0	13.0	8.0					49.5	20
37	B	Richland	WB	14.8200	10.0	12.0	13.0	13.3					57.5	20
38	B	Richland	WB	14.4109	6.0	12.0	13.0	8.0					49.5	20
39	B	Richland	WB	14.4377	6.0	12.0	13.0	8.0					49.5	20
40	B	Richland	WB	14.5506	10.0	12.0	13.0	13.3					57.5	20
41	B	Richland	WB	14.6266	10.0	12.0	13.0	13.3					57.5	20
42	B	Richland	EB	14.7588	12.0	12.0	13.0		16.0			16.0	61.5	20
43	B	Richland	WB	14.7774	18.0	12.0	13.0		24.0			24.0	73.5	20
44	B	Richland	WB	14.8321	12.0	12.0	13.0		16.0			16.0	61.5	20
45	B	Richland	WB	14.8509	10.0	12.0	13.0	13.3					57.5	20
46	B	Richland	WB	14.8770	6.0	12.0	13.0	8.0					49.5	20
47	B	Richland	WB	14.9831	6.0	12.0	13.0	8.0					49.5	20
48	B	Richland	WB	15.6559	6.0	12.0	13.0	8.0					49.5	20
49	B	Richland	WB	15.6578	6.0	12.0	13.0	8.0					49.5	20
50	B	Richland	WB	15.7137	11.0	12.0	13.0	14.7					59.5	20
51	B	Richland	WB	15.8081	8.0	12.0	13.0	10.7					53.5	20
52	B	Richland	WB	16.0792	14.0	12.0	13.0		18.7			18.7	65.5	20
53	B	Richland	EB	16.0792	14.0	12.0	13.0		18.7			18.7	65.5	20
54	B	Richland	EB	16.1162	6.0	12.0	13.0	8.0					49.5	20
55	B	Richland	EB	16.5715	6.0	12.0	13.0	8.0					49.5	20

Patching Number	Type Class	Location	Lane	Mile Post	Length ft	Width ft	Plan Depth in	Type II Sq. Yd.	Type III Sq. Yd.	Type IV Sq. Yd.	Tie Bars Each	Welded Wire Sq. Yd.	Saw Cut Feet	Dowel Bars Each
56	B	Richland	WB	16.5900	20.0	12.0	13.0			26.7	6	26.7	77.5	20
57	B	Richland	WB	16.6738	6.0	12.0	13.0	8.0					49.5	20
58	B	Richland	WB	16.7060	10.0	12.0	13.0	13.3					57.5	20
59	B	Richland	EB	16.7060	10.0	12.0	13.0	13.3					57.5	20
60	B	Richland	WB	16.7438	7.0	12.0	13.0	9.3					51.5	20
61	B	Richland	EB	16.7438	7.0	12.0	13.0	9.3					51.5	20
62	B	Richland	WB	17.2830	6.0	12.0	13.0	8.0					49.5	20
63	B	Richland	WB	17.9648	6.0	12.0	13.0	8.0					49.5	20
64	B	Richland	WB	18.0483	8.0	12.0	13.0	10.7					53.5	20
65	B	Richland	WB	18.1636	8.0	12.0	13.0	10.7					53.5	20
66	B	Richland	EB	18.1636	8.0	12.0	13.0	10.7					53.5	20
67	B	Richland	WB	18.2094	8.0	12.0	13.0	10.7					53.5	20
68	B	Richland	EB	18.2094	8.0	12.0	13.0	10.7					53.5	20
69	B	Richland	EB	18.2180	6.0	12.0	13.0	8.0					49.5	20
70	B	Richland	WB	18.2545	6.0	12.0	13.0	8.0					49.5	20
71	B	Richland	WB	18.2570	6.0	12.0	13.0	8.0					49.5	20
72	B	Richland	WB	18.2748	6.0	12.0	13.0	8.0					49.5	20
73	B	Richland	WB	18.4188	6.0	12.0	13.0	8.0					49.5	20
74	B	Richland	WB	18.6140	8.0	12.0	13.0	10.7					53.5	20
75	B	Richland	EB	18.6140	8.0	12.0	13.0	10.7					53.5	20
76	B	Richland	WB	18.7481	8.0	12.0	13.0	10.7					53.5	20
77	B	Richland	EB	18.7481	8.0	12.0	13.0	10.7					53.5	20
78	B	Richland	WB	18.7735	6.0	12.0	13.0	8.0					49.5	20
79	B	Richland	EB	18.7849	6.0	12.0	13.0	8.0					49.5	20
80	B	Richland	EB	18.8024	8.0	12.0	13.0	10.7					53.5	20
81	B	Richland	EB	18.8989	10.0	12.0	13.0	13.3					57.5	20
82	B	Richland	EB	19.0700	6.0	12.0	13.0	8.0					49.5	20
83	B	Richland	WB	19.1115	6.0	12.0	13.0	8.0					49.5	20
84	B	Richland	WB	19.1891	6.0	12.0	13.0	8.0					49.5	20
85	B	Richland	EB	19.6609	6.0	12.0	13.0	8.0					49.5	20
86	B	Richland	WB	19.6728	11.0	12.0	13.0	14.7					59.5	20
87	B	Richland	WB	20.1669	11.0	12.0	13.0	14.7					59.5	20
88	B	Richland	EB	20.2827	6.0	12.0	13.0	8.0					49.5	20
89	B	Richland	EB	20.3755	8.0	12.0	13.0	10.7					53.5	20
90	B	Richland	WB	20.4519	8.0	12.0	13.0	10.7					53.5	20
91	B	Richland	EB	20.4519	8.0	12.0	13.0	10.7					53.5	20
92	B	Richland	WB	20.4673	12.0	12.0	13.0			16.0		16.0	61.5	20
93	B	Richland	WB	20.4707	6.0	12.0	13.0	8.0					49.5	20
94	B	Richland	WB	20.4886	6.0	12.0	13.0	8.0					49.5	20
95	B	Richland	WB	20.5028	6.0	12.0	13.0	8.0					49.5	20
96	B	Richland	WB	20.5128	6.0	12.0	13.0	8.0					49.5	20
97	B	Richland	WB	20.5281	6.0	12.0	13.0	8.0					49.5	20
98	B	Richland	WB	20.5446	8.0	12.0	13.0	10.7					53.5	20
99	B	Richland	WB	20.6195	9.0	12.0	13.0	12.0					55.5	20
100	B	Richland	EB	20.6204	10.0	12.0	13.0	13.3					57.5	20
101	B	Richland	WB	20.6204	10.0	12.0	13.0	13.3					57.5	20
102	B	Richland	EB	20.6540	8.0	12.0	13.0	10.7					53.5	20
103	B	Richland	WB	20.8117	8.0	12.0	13.0	10.7					53.5	20
104	B	Richland	EB	20.8117	8.0	12.0	13.0	10.7					53.5	20
105	B	Richland	EB	20.8304	12.0	12.0	13.0			16.0		16.0	61.5	20
106	B	Richland	EB	20.8491	12.0	12.0	13.0			16.0		16.0	61.5	20
107	B	Richland	WB	20.8491	32.0	12.0	13.0				10	42.7	101.5	20
108	B	Lawrence	WB	0.5421	10.0	12.0	13.0	13.3					57.5	20
109	B	Lawrence	WB	0.5673	6.0	12.0	13.0	8.0					49.5	20
110														

MODEL: Default
 FILE NAME: p:\ultra-pw-bentley.com\FWIDOT\Documents\DOT Office\District 7\Projects\74A\79\CADDData\CAD\Project\DOT\74A79\pwr\resched.xls.com

Patching Number	Type Class B or C	Location	Lane	Mile Post	Length ft	Width ft	Plan Depth in	Type II Sq. Yd.	Type III Sq. Yd.	Type IV Sq. Yd.	Tie Bars Each	Welded Wire Sq. Yd.	Saw Cut Feet	Dowel Bars Each
111	B	Lawrence	WB	0.6380	10.0	12.0	13.0	13.3					57.5	20
112	B	Lawrence	WB	0.9508	8.0	12.0	13.0	10.7					53.5	20
113	B	Lawrence	EB	0.9508	8.0	12.0	13.0	10.7					53.5	20
114	B	Lawrence	WB	0.9883	6.0	12.0	13.0	8.0					49.5	20
115	B	Lawrence	WB	1.0267	6.0	12.0	13.0	8.0					49.5	20
116	B	Lawrence	WB	1.1026	10.0	12.0	13.0	13.3					57.5	20
117	B	Lawrence	WB	1.1211	18.0	12.0	13.0		24.0			24.0	73.5	20
118	B	Lawrence	EB	1.1211	18.0	12.0	13.0		24.0			24.0	73.5	20
119	B	Lawrence	WB	1.2523	6.0	12.0	13.0	8.0					49.5	20
120	B	Lawrence	EB	1.2921	12.0	12.0	13.0		16.0			16.0	61.5	20
121	B	Lawrence	WB	1.4254	6.0	12.0	13.0	8.0					49.5	20
122	B	Lawrence	WB	1.7870	11.0	12.0	13.0	14.7					59.5	20
123	B	Lawrence	EB	1.7870	11.0	12.0	13.0	14.7					59.5	20
124	B	Lawrence	WB	2.0000	6.0	12.0	13.0	8.0					49.5	20
125	B	Lawrence	EB	2.0770	10.0	12.0	13.0	13.3					57.5	20
126	B	Lawrence	WB	2.0951	8.0	12.0	13.0	10.7					53.5	20
127	B	Lawrence	EB	2.0951	8.0	12.0	13.0	10.7					53.5	20
128	B	Lawrence	WB	2.1516	10.0	12.0	13.0	13.3					57.5	20
129	B	Lawrence	EB	2.1516	10.0	12.0	13.0	13.3					57.5	20
130	B	Lawrence	EB	2.2870	30.0	12.0	13.0			40.0	9	40.0	97.5	20
131	C	Richland	WB	14.2945	23.0	6.0	13.0		15.3					
132	C	Richland	WB	15.4663	12.0	6.0	13.0	8.0						
133	C	Richland	WB	15.4849	23.0	6.0	13.0		15.3					
134	C	Richland	WB	15.6388	12.0	6.0	13.0	8.0						
135	C	Richland	WB	16.0972	23.0	6.0	13.0		15.3					
136	C	Richland	EB	17.2634	23.0	6.0	13.0		15.3					
137	C	Richland	WB	17.7560	16.0	6.0	13.0	10.7						
138	C	Richland	WB	17.8320	14.0	6.0	13.0	9.3						
139	C	Richland	WB	17.8509	12.0	6.0	13.0	8.0						
140	C	Richland	WB	17.8890	16.0	6.0	13.0	10.7						
141	C	Richland	WB	17.9450	23.0	6.0	13.0		15.3					
142	C	Richland	WB	18.1969	23.0	6.0	13.0		15.3					
143	C	Richland	EB	18.1969	22.5	6.0	13.0		15.0					
144	C	Richland	WB	18.3229	38.0	6.0	13.0			25.3				
145	C	Richland	WB	20.5214	23.0	6.0	13.0		15.3					
146	C	Richland	WB	20.6230	23.0	6.0	13.0		15.3					
147	C	Lawrence	EB	2.2723	23.0	6.0	13.0		15.3					

USER NAME = stefnmk	DESIGNED -	REVISED -
	DRAWN -	REVISED -
PLOT SCALE = 100,0000' / in.	CHECKED -	REVISED -
PLOT DATE = 10/27/2021	DATE -	REVISED -

**STATE OF ILLINOIS
DEPARTMENT OF TRANSPORTATION**

SCHEDULE OF QUANTITIES

SCALE: SHEET 1 OF 1 SHEETS STA. TO STA.

F.A.P. RTE.	SECTION	COUNTY	TOTAL SHEETS	SHEET NO.
327	D7 PATCHING 2022-4	*	7	5
CONTRACT NO. 74A79				
ILLINOIS FED. AID PROJECT				

*LAWRENCE AND RICHLAND

<u>COUNTY</u> <u>LAWRENCE</u> <u>RICHLAND</u>	<u>TYPE 2</u> <u>CLASS B</u> <u>44201007</u> <u>SY</u>	<u>TYPE 3</u> <u>CLASS B</u> <u>44201011</u> <u>SY</u>	<u>TYPE 4</u> <u>CLASS B</u> <u>44201013</u> <u>SY</u>	<u>TIE BARS</u> <u>44213204</u> <u>EA</u>	<u>WELD WIRE</u> <u>REINFORCEMENT</u> <u>44200050</u> <u>SY</u>	<u>SAW</u> <u>CUTS</u> <u>44213200</u> <u>FT</u>	<u>DOWELS</u> <u>44201299</u> <u>EA</u>
LAWRENCE	208	64	40	9	104	1330	460
RICHLAND	851	275	263	60	537	6095	2140
TOTAL=	1059	339	303	69	641	7425	2600

<u>COUNTY</u> <u>LAWRENCE</u> <u>RICHLAND</u>	<u>TYPE 2</u> <u>CLASS C</u> <u>44201389</u> <u>SY</u>	<u>TYPE 3</u> <u>CLASS C</u> <u>44201394</u> <u>SY</u>	<u>TYPE 4</u> <u>CLASS C</u> <u>44201396</u> <u>SY</u>
LAWRENCE	0	16	0
RICHLAND	55	137	25
TOTAL=	55	153	25

MODEL: Default
 FILE NAME: p:\ultra-cw-bead-fy.com\FW\DOT\Documents\DOT Office\District 7\Projects\74A\74A\CADD\DATA\CAD\SheetID74A79.dwg
 PROJECT: 74A\74A\CADD\DATA\CAD\SheetID74A79.dwg

USER NAME = steffenmk	DESIGNED -	REVISED -
	DRAWN -	REVISED -
PLOT SCALE = 100,0000 ' / in.	CHECKED -	REVISED -
PLOT DATE = 10/27/2021	DATE -	REVISED -

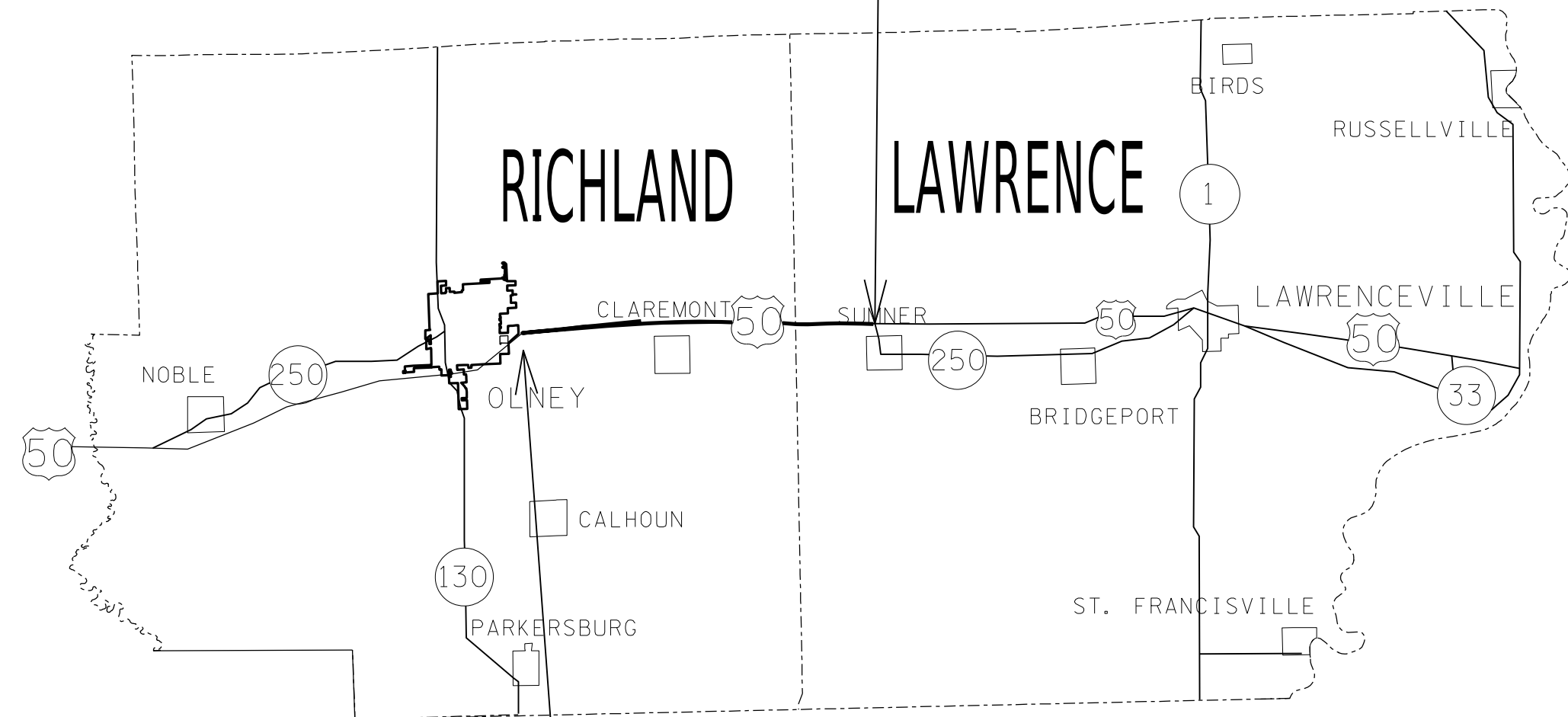
**STATE OF ILLINOIS
DEPARTMENT OF TRANSPORTATION**

SCHEDULE OF QUANTITIES

SCALE: SHEET 1 OF 1 SHEETS STA. TO STA.

F.A.P. RTE.	SECTION	COUNTY	TOTAL SHEETS	SHEET NO.
327	D7 PATCHING 2022-4	*	7	6
CONTRACT NO. 74A79			ILLINOIS FED. AID PROJECT	

PROJECT ENDS
MILE POST 2.30



PROJECT BEGINS
MILE POST 13.95

MODEL: Default
 FILE NAME: p:\project-cw-beadefy.com\FW\DOT\Documents\DOT_Offices\District_7\Projects\74A\79\CADD\DATA\CAD\PROJECTS\DOT\74A79\locallc.dgn

USER NAME = steffenmk	DESIGNED -	REVISED -
	DRAWN -	REVISED -
PLOT SCALE = 100,0000' / in.	CHECKED -	REVISED -
PLOT DATE = 10/27/2021	DATE -	REVISED -

**STATE OF ILLINOIS
DEPARTMENT OF TRANSPORTATION**

LOCATION MAP

SCALE: SHEET 1 OF 1 SHEETS STA. TO STA.

F.A.P. RTE.	SECTION	COUNTY	TOTAL SHEETS	SHEET NO.
327	D7 PATCHING 2022-4	*	7	7
			CONTRACT NO. 74A79	
ILLINOIS FED. AID PROJECT				

* LAWRENCE AND RICHLAND