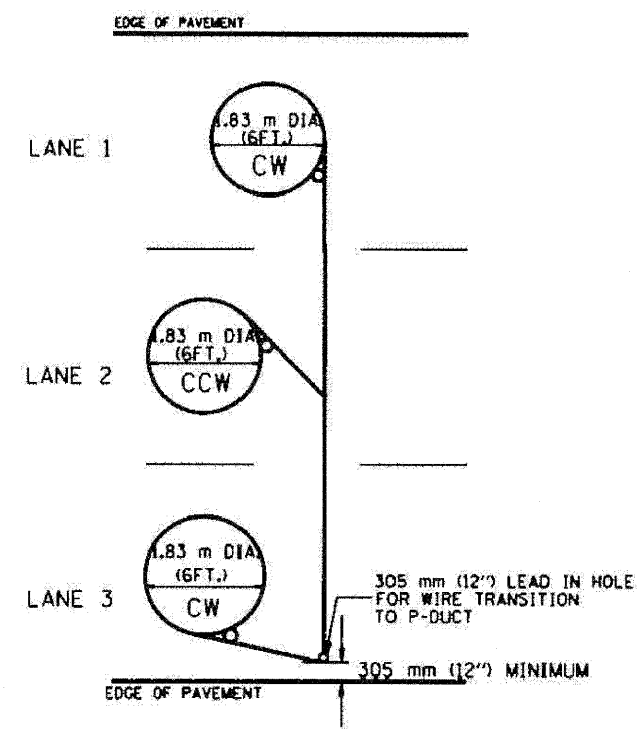
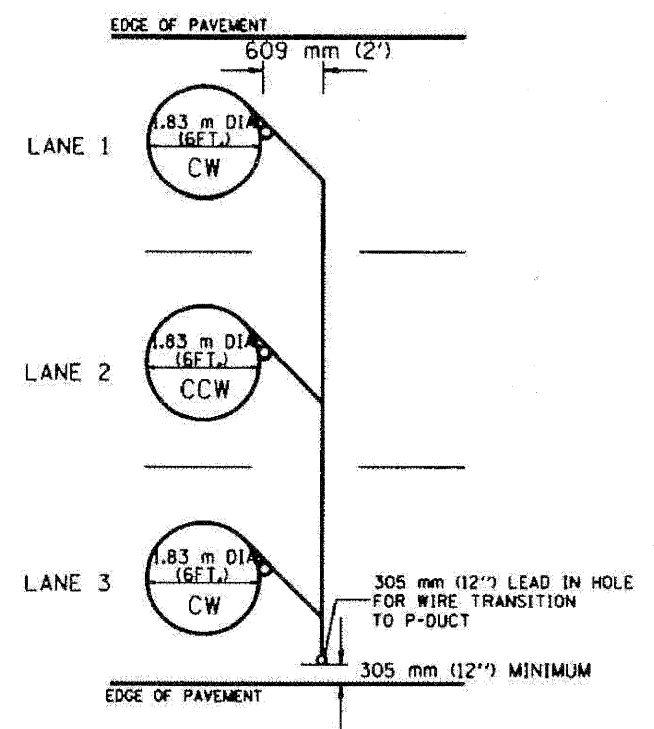


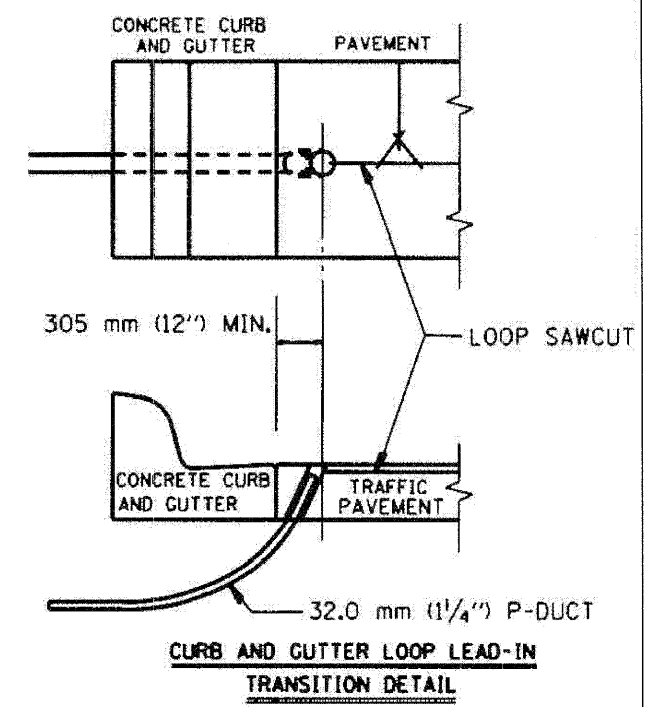
F.A. RTE.	SECTION	COUNTY	TOTAL SHEETS	SHEET NO.
STA.	TO STA.			
FED. ROAD DIST. NO.		ILLINOIS FED. AID PROJECT		



TYPICAL 1.83 m (6FT.) DIA. INDUCTION LOOP CORE DRILL LAYOUT FOR MULTIPLE LANE ROADWAY



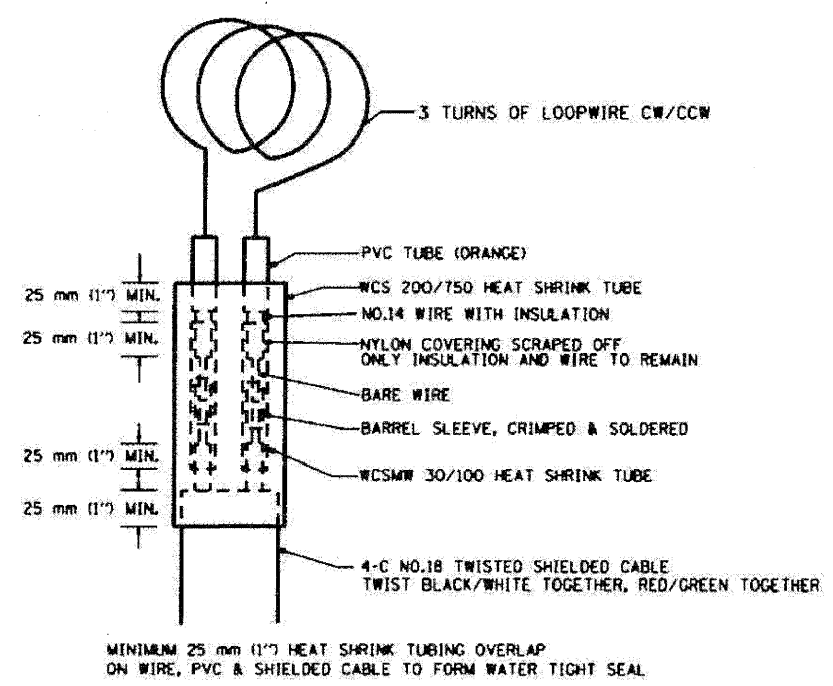
TYPICAL 1.83 m (6') DIA. INDUCTION LOOP CORE DRILL LAYOUT FOR MULTIPLE LANE ROADWAY



CURB AND GUTTER LOOP LEAD-IN TRANSITION DETAIL

NOTES

1. EACH LOOP SHALL BE SPLICED TO A 4-C NO.18 TWISTED SHIELDED LEAD IN WHEN 45 m (150FT.) OR MORE FROM CABINET.
2. LOOPS SHALL BE SPLICED IN HANDHOLES ONLY, OTHERWISE WRITTEN PERMISSION SHALL BE OBTAINED FROM TSC ENGINEER.
3. LOOPS SHALL NOT BE SPLICED IN SERIES.
4. EACH LOOP LEAD IN SHALL BE IDENTIFIED AND PERMANENTLY COLOR CODED IN THE COREHOLE, HANDHOLE & CABINETS THRU WHICH THEY ENTER OR PASS AND TAGGED WITH THE CORRECT NOMENCLATURES.



MINIMUM 25 mm (1") HEAT SHRINK TUBING OVERLAP ON WIRE, PVC & SHIELDED CABLE TO FORM WATER TIGHT SEAL

LOOP SPLICING REQUIREMENTS

REVISED	DATE
.....
.....
.....
.....
.....
.....

ILLINOIS DEPARTMENT OF TRANSPORTATION
TRAFFIC SYSTEMS CENTER
EXISTING ROUND INDUCTION LOOP TYPICALS
SCALE: VERT. NONE
DATE 5-22-94
DRAWN BY G.M.
CHECKED BY R.L.

TRAFFIC SYSTEMS CENTER (TY-1TSC-418#2)

FILE NAME =	DESIGNED - GHT	REVISED -
...pprln_ABC_C4_TS_DET_10.dgn	DRAWN - TMB	REVISED -
USER NAME = jmajewski	CHECKED - MPM	REVISED -
PLOT DATE = 11/3/2009	DATE - 10/16/09	REVISED -

benesch

STATE OF ILLINOIS
DEPARTMENT OF TRANSPORTATION

TRAFFIC SYSTEMS CENTER
DETAIL SHEETS

SCALE: N.T.S. SHEET NO. 10 OF 14 SHEETS STA. TO STA.

F.A. RTE.	SECTION	COUNTY	TOTAL SHEETS	SHEET NO.
290	2009-0998R	COOK/DUPAGE	309	289
FED. ROAD DIST. NO.		ILLINOIS FED. AID PROJECT		