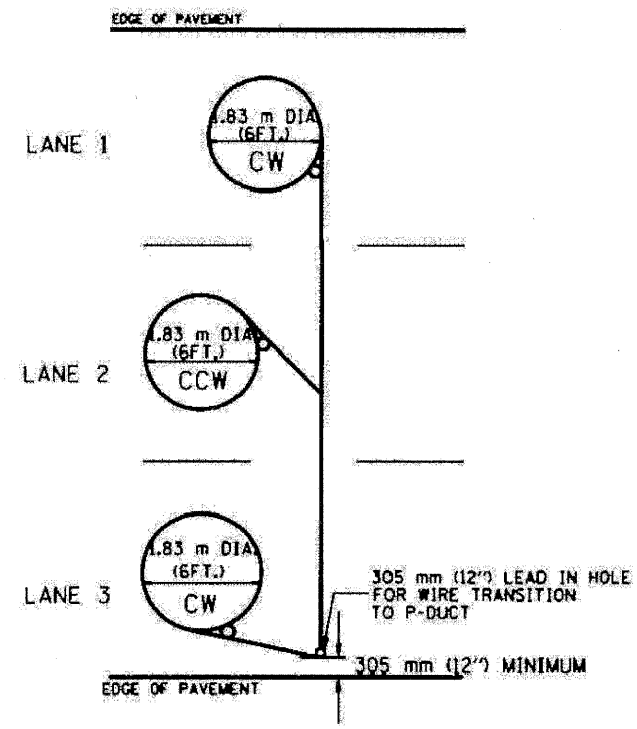
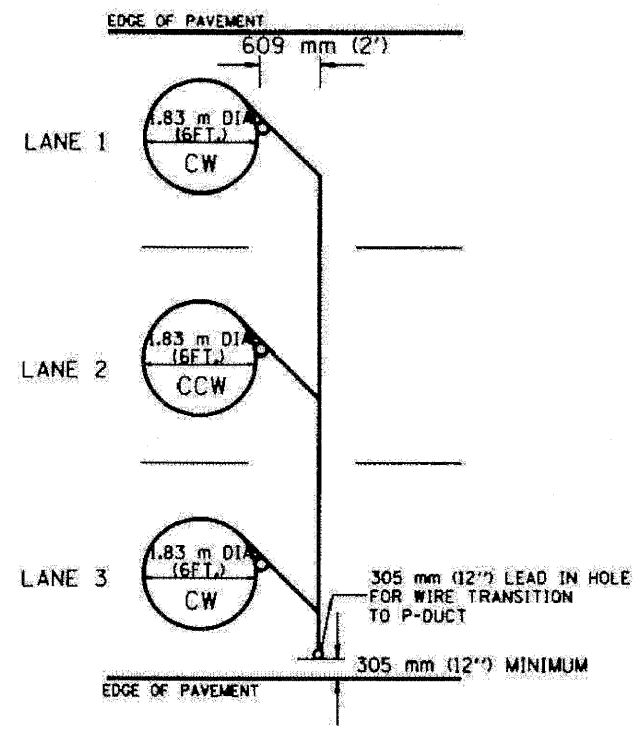


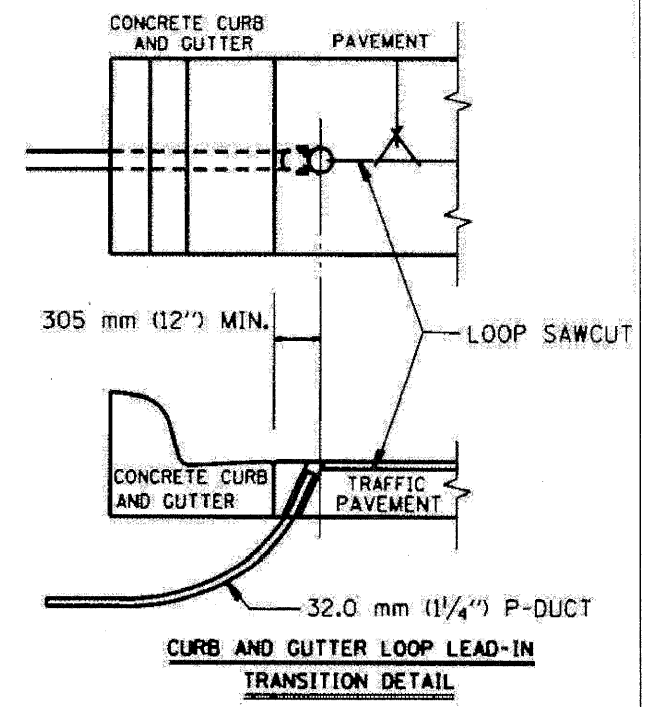
F.A. RTE.	SECTION	COUNTY	TOTAL SHEETS	SHEET NO.
STA. ....	TO STA. ....			
FED. ROAD DIST. NO.	ILLINOIS FED. AID PROJECT			



**TYPICAL 1.83 m (6FT.) DIA. INDUCTION LOOP CORE DRILL LAYOUT FOR MULTIPLE LANE ROADWAY**



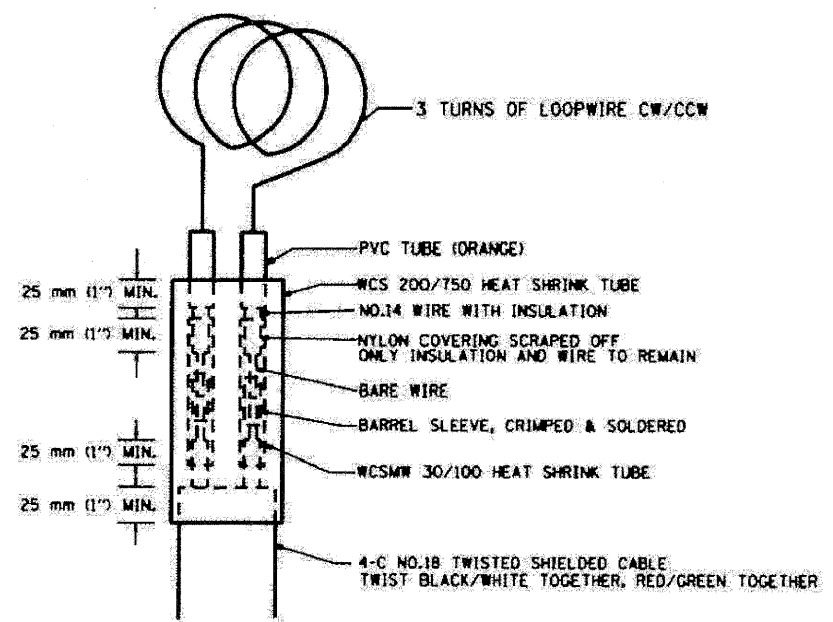
**TYPICAL 1.83 m (6FT.) DIA. INDUCTION LOOP CORE DRILL LAYOUT FOR MULTIPLE LANE ROADWAY**



**CURB AND GUTTER LOOP LEAD-IN TRANSITION DETAIL**

**NOTES**

1. EACH LOOP SHALL BE SPLICED TO A 4-C NO.18 TWISTED SHIELDED LEAD IN WHEN 45 m (150FT.) OR MORE FROM CABINET.
2. LOOPS SHALL BE SPLICED IN HANDHOLES ONLY, OTHERWISE WRITTEN PERMISSION SHALL BE OBTAINED FROM TSC ENGINEER.
3. LOOPS SHALL NOT BE SPLICED IN SERIES.
4. EACH LOOP LEAD IN SHALL BE IDENTIFIED AND PERMANENTLY COLOR CODED IN THE COREHOLE, HANDHOLE & CABINETS THRU WHICH THEY ENTER OR PASS AND TAGGED WITH THE CORRECT NOMENCLATURES.



MINIMUM 25 mm (1'') HEAT SHRINK TUBING OVERLAP ON WIRE, PVC & SHIELDED CABLE TO FORM WATER TIGHT SEAL

**LOOP SPLICING REQUIREMENTS**

REVISIONS		ILLINOIS DEPARTMENT OF TRANSPORTATION TRAFFIC SYSTEMS CENTER <b>EXISTING ROUND INDUCTION LOOP TYPICALS</b>
NO.	DATE	
1.	6/94	SCALE: VERT. NONE DATE 5-22-94
2.	10/96	
		DRAWN BY: G.M. CHECKED BY: R.L.

**TRAFFIC SYSTEMS CENTER (TY-ITSC-418#2)**

FILE NAME =	DESIGNED - GHT	REVISED -
...prp1n_abc_c3_ts_det_10.dgn	DRAWN - DMS	REVISED -
USER NAME = jhojwaks	CHECKED - MPM	REVISED -
PLOT DATE = 1/25/2010	DATE - 1/25/10	REVISED -

**benesch**

**STATE OF ILLINOIS  
DEPARTMENT OF TRANSPORTATION**

**TRAFFIC SYSTEM CENTER  
DETAIL SHEETS**

SCALE: N.T.S.	SHEET NO. 10 OF 15 SHEETS	STA. TO STA.
---------------	---------------------------	--------------

F.A. RTE.	SECTION	COUNTY	TOTAL SHEETS	SHEET NO.
290	(2727, ETC., 3131RS-7)	COOK	216	191
FED. ROAD DIST. NO.	ILLINOIS FED. AID PROJECT			
			CONTRACT NO. 60G53	