

# 4

**Letting February 27, 2026**

## **Notice to Bidders, Specifications and Proposal**



**Contract No. 62P01  
WILL County  
Section 2021-064-CR  
Route FAP 846  
Project NHPP-GCQJ(861)  
District 1 Construction Funds**

Prepared by

F

Checked by

(Printed by authority of the State of Illinois)



**Illinois Department  
of Transportation**

**NOTICE TO BIDDERS**

1. **TIME AND PLACE OF OPENING BIDS.** Electronic bids are to be submitted to the electronic bidding system (iCX-Integrated Contractors Exchange). All bids must be submitted to the iCX system prior to 12:00 p.m. February 27, 2026 at which time the bids will be publicly opened from the iCX SecureVault.
2. **DESCRIPTION OF WORK.** The proposed improvement is identified and advertised for bids in the Invitation for Bids as:

**Contract No. 62P01  
WILL County  
Section 2021-064-CR  
Project NHPP-GCQJ(861)  
Route FAP 846  
District 1 Construction Funds**

**The project primarily consists of a single culvert removal and replacement located at Grant Creek on IL Route 53 in Will County, IL.**

3. **INSTRUCTIONS TO BIDDERS.** (a) This Notice, the invitation for bids, proposal and letter of award shall, together with all other documents in accordance with Article 101.09 of the Standard Specifications for Road and Bridge Construction, become part of the contract. Bidders are cautioned to read and examine carefully all documents, to make all required inspections, and to inquire or seek explanation of the same prior to submission of a bid.  
  
(b) State law, and, if the work is to be paid wholly or in part with Federal-aid funds, Federal law requires the bidder to make various certifications as a part of the proposal and contract. By execution and submission of the proposal, the bidder makes the certification contained therein. A false or fraudulent certification shall, in addition to all other remedies provided by law, be a breach of contract and may result in termination of the contract.
4. **AWARD CRITERIA AND REJECTION OF BIDS.** This contract will be awarded to the lowest responsive and responsible bidder considering conformity with the terms and conditions established by the Department in the rules, Invitation for Bids and contract documents. The issuance of plans and proposal forms for bidding based upon a prequalification rating shall not be the sole determinant of responsibility. The Department reserves the right to determine responsibility at the time of award, to reject any or all proposals, to re-advertise the proposed improvement, and to waive technicalities.

By Order of the  
Illinois Department of Transportation

Gia Biagi,  
Secretary

INDEX  
 FOR  
 SUPPLEMENTAL SPECIFICATIONS  
 AND RECURRING SPECIAL PROVISIONS

Adopted January 1, 2026

This index contains a listing of SUPPLEMENTAL SPECIFICATIONS, frequently used RECURRING SPECIAL PROVISIONS, and LOCAL ROADS AND STREETS RECURRING SPECIAL PROVISIONS.

ERRATA Standard Specifications for Road and Bridge Construction  
 (Adopted 1-1-22) (Revised 1-1-26)

SUPPLEMENTAL SPECIFICATIONS

<u>Std. Spec. Sec.</u>	<u>Page No.</u>
109 Measurement and Payment .....	1
202 Earth and Rock Excavation .....	2
204 Borrow and Furnished Excavation .....	3
207 Porous Granular Embankment .....	4
211 Topsoil and Compost .....	5
214 Grading and Shaping Ditches .....	6
406 Hot-Mix Asphalt Binder and Surface Course .....	7
407 Hot-Mix Asphalt Pavement (Full-Depth) .....	9
420 Portland Cement Concrete Pavement .....	10
502 Excavation for Structures .....	11
504 Precast Concrete Structures .....	12
509 Metal Railings .....	13
522 Retaining Walls .....	14
540 Box Culverts .....	15
542 Pipe Culverts .....	35
550 Storm Sewers .....	44
586 Granular Backfill for Structures .....	51
601 Pipe Drains, Pipe Underdrains, and French Drains .....	52
630 Steel Plate Beam Guardrail .....	53
632 Guardrail and Cable Road Guard Removal .....	54
644 High Tension Cable Median Barrier .....	55
665 Woven Wire Fence .....	56
701 Work Zone Traffic Control and Protection .....	57
781 Raised Reflective Pavement Markers .....	59
782 Reflectors .....	60
801 Electrical Requirements .....	62
821 Roadway Luminaires .....	65
1003 Fine Aggregates .....	66
1004 Coarse Aggregates .....	67
1010 Finely Divided Minerals .....	69
1020 Portland Cement Concrete .....	70
1030 Hot-Mix Asphalt .....	73
1040 Drain Pipe, Tile, and Wall Drain .....	74
1042 Precast Concrete Products .....	75
1061 Waterproofing Membrane System .....	76
1067 Luminaire .....	77
1097 Reflectors .....	84
1102 Hot-Mix Asphalt Equipment .....	85

RECURRING SPECIAL PROVISIONS

The following RECURRING SPECIAL PROVISIONS indicated by an "X" are applicable to this contract and are included by reference:

<u>CHECK SHEET #</u>			<u>PAGE NO.</u>
1	X	Additional State Requirements for Federal-Aid Construction Contracts .....	87
2	X	Subletting of Contracts (Federal-Aid Contracts) .....	90
3	X	EEO .....	91
4		Specific EEO Responsibilities Nonfederal-Aid Contracts .....	101
5		Required Provisions - State Contracts .....	106
6		Asbestos Bearing Pad Removal .....	112
7		Asbestos Waterproofing Membrane and Asbestos Hot-Mix Asphalt Surface Removal .....	113
8		Temporary Stream Crossings and In-Stream Work Pads .....	114
9	X	Construction Layout Stakes .....	115
10		Use of Geotextile Fabric for Railroad Crossing .....	118
11		Subsealing of Concrete Pavements .....	120
12		Hot-Mix Asphalt Surface Correction .....	124
13	X	Pavement and Shoulder Resurfacing .....	126
14		Patching with Hot-Mix Asphalt Overlay Removal .....	127
15		Polymer Concrete .....	129
16		Reserved .....	131
17		Bicycle Racks .....	132
18		Temporary Portable Bridge Traffic Signals .....	134
19		Nighttime Inspection of Roadway Lighting .....	136
20		English Substitution of Metric Bolts .....	137
21		Calcium Chloride Accelerator for Portland Cement Concrete .....	138
22		Quality Control of Concrete Mixtures at the Plant .....	139
23	X	Quality Control/Quality Assurance of Concrete Mixtures .....	147
24		Reserved .....	163
25		Reserved .....	164
26		Temporary Raised Pavement Markers .....	165
27		Restoring Bridge Approach Pavements Using High-Density Foam .....	166
28		Portland Cement Concrete Inlay or Overlay .....	169
29		Portland Cement Concrete Partial Depth Hot-Mix Asphalt Patching .....	173
30		Longitudinal Joint and Crack Patching .....	176
31		Concrete Mix Design – Department Provided .....	178
32		Station Numbers in Pavements or Overlays .....	179

## TABLE OF CONTENTS

LOCATION OF PROJECT .....	3
DESCRIPTION OF PROJECT .....	3
MAINTENANCE OF ROADWAYS (D1) .....	4
STATUS OF UTILITIES (D1).....	4
PUBLIC CONVENIENCE AND SAFETY (D1) .....	8
COMPLETION DATE PLUS WORKING DAYS (D1) .....	8
EMBANKMENT I (D1).....	9
TEMPORARY PAVEMENT (D1) .....	10
HOT-MIX ASPHALT BINDER AND SURFACE COURSE (D1) .....	11
ENGINEER'S FIELD OFFICE TYPE A (D1) .....	19
TRAFFIC CONTROL AND PROTECTION (ARTERIALS) (D1).....	20
FRICTION AGGREGATE (D1).....	20
HOT-MIX ASPHALT – MIXTURE DESIGN VERIFICATION AND PRODUCTION (D1) .....	23
ELECTRIC SERVICE INSTALLATION AND CONNECTION.....	25
WIRE AND CABLE.....	26
TEMPORARY INFORMATION SIGNING .....	28
RAISED REFLECTIVE PAVEMENT MARKER, REFLECTOR REMOVAL .....	29
RAISED REFLECTIVE PAVEMENT MARKER, REFLECTOR REPLACEMENT.....	30
TEMPORARY TRAFFIC SIGNAL TIMING.....	30
WORK ZONE TRAFFIC CONTROL DEVICES (BDE) .....	31
GENERAL ELECTRICAL REQUIREMENTS.....	34
GENERAL REQUIREMENTS FOR WEED CONTROL SPRAYING .....	55
MOWING CYCLE.....	57
SEEDING, CLASS 4 (MODIFIED) .....	58
SEEDING, CLASS 5 (MODIFIED) .....	62
SHEET PILE REMOVAL, SPECIAL.....	65
SHOULDER RUMBLE STRIP REMOVAL .....	66
STABILIZED CONSTRUCTION ENTRANCE.....	66
TEMPORARY LIGHTING CONTROLLER.....	67
TEMPORARY WOOD POLE, 60 FT, CLASS 4, 15 FT. MAST ARM .....	69
TRAFFIC CONTROL PLAN (D1) .....	69
REMOVAL OF TEMPORARY LIGHTING CONTROLLER, NO SALVAGE.....	70
WEED CONTROL, NATIVE LANDSCAPE ENHANCEMENT .....	71
COFFERDAM (TYPE 1) (IN-STREAM/WETLAND WORK) (D1) .....	73

MOWING (SPECIAL) .....	74
STUMP REMOVAL ONLY .....	75
TREE REMOVAL, ACRES (SPECIAL) .....	75
ROCKFILL .....	77
ROCK FILL - FOUNDATION .....	79
UNDERGROUND RACEWAYS .....	80
HIGHMAST LUMINAIRE, LED .....	81
EROSION CONTROL BLANKET, SPECIAL (WILDLIFE SAFE) .....	93
MEMBRANE WATERPROOFING SYSTEM FOR BURIED STRUCTURES .....	95
AGGREGATE SUBGRADE IMPROVEMENT (BDE) .....	97
CEMENT, FINELY DIVIDED MINERALS, ADMIXTURES, CONCRETE, AND MORTAR (BDE) .....	99
COMPENSABLE DELAY COSTS (BDE) .....	116
CONCRETE SEALER (BDE) .....	120
CONSTRUCTION AIR QUALITY – DIESEL RETROFIT (BDE) .....	120
EROSION CONTROL BLANKET (BDE) .....	122
FUEL COST ADJUSTMENT (BDE) .....	124
GUARDRAIL (BDE) .....	127
PAVEMENT MARKING (BDE) .....	127
PERFORMANCE GRADED ASPHALT BINDER (BDE) .....	128
RAISED REFLECTIVE PAVEMENT MARKERS (BDE) .....	133
REMOVAL AND DISPOSAL OF REGULATED SUBSTANCES (BDE) .....	133
SEEDING (BDE) .....	135
SHORT TERM AND TEMPORARY PAVEMENT MARKINGS (BDE) .....	140
SOURCE OF SUPPLY AND QUALITY REQUIREMENTS (BDE) .....	143
STEEL COST ADJUSTMENT (BDE) .....	145
SUBCONTRACTOR AND DBE PAYMENT REPORTING (BDE) .....	147
SUBCONTRACTOR MOBILIZATION PAYMENTS (BDE) .....	147
SUBMISSION OF BIDDERS LIST INFORMATION (BDE) .....	148
SUBMISSION OF PAYROLL RECORDS (BDE) .....	148
SURVEYING SERVICES (BDE) .....	149
TEMPORARY CONCRETE BARRIER (BDE) .....	149
TRAINING SPECIAL PROVISIONS (BDE) .....	150
IDOT TRAINING PROGRAM GRADUATE ON-THE-JOB TRAINING SPECIAL PROVISION .....	153
VEHICLE AND EQUIPMENT WARNING LIGHTS (BDE) .....	155
WORK ZONE TRAFFIC CONTROL DEVICES (BDE) .....	155

## **STATE OF ILLINOIS**

---

### **SPECIAL PROVISIONS**

The following Special Provisions supplement the "Standard Specifications for Road and Bridge Construction," adopted January 1 2022, the latest edition of the "Manual on Uniform Traffic Control Devices for Streets and Highways," and the "Manual of Test Procedures for Materials" in effect on the date of invitation for bids, and the Supplemental Specifications and Recurring Special Provisions indicated on the Check Sheet included herein which apply to and govern the construction of FAP Route 846 (IL 53), Project NHPP-GCQJ(861), Section 2021-064-CR, Will County, Contract No. 62P01 and in case of conflict with any part or parts of said Specifications, the said Special Provisions shall take precedence and shall govern.

FAP Route 846 (IL 53)  
Project NHPP-GCQJ(861)  
Section 2021-064-CR  
Will County  
Contract No. 62P01

### **LOCATION OF PROJECT**

The project is located on Illinois Route 53 over Grant Creek, 0.6 miles south of Hoff Road in Will County, Illinois.

### **DESCRIPTION OF PROJECT**

The project primarily consists of a single culvert removal and replacement located at Grant Creek on IL Route 53 in Will County, IL. Additional project scope includes stabilizing the embankment near Hoff Road, upgrading guardrail to meet current standards, and any other work necessary to complete the project as shown on the plans and as described herein.

## **MAINTENANCE OF ROADWAYS (D1)**

Effective: September 30, 1985

Revised: November 1, 1996

Beginning on the date that work begins on this project, the Contractor shall assume responsibility for normal maintenance of all existing roadways within the limits of the improvement. This normal maintenance shall include all repair work deemed necessary by the Engineer, but shall not include snow removal operations. Traffic control and protection for maintenance of roadways will be provided by the Contractor as required by the Engineer.

If items of work have not been provided in the contract, or otherwise specified for payment, such items, including the accompanying traffic control and protection required by the Engineer, will be paid for in accordance with Article 109.04 of the Standard Specifications.

## **STATUS OF UTILITIES (D1)**

Effective: June 1, 2016

Revised: January 1, 2020

Utility companies and/or municipal owners located within the construction limits of this project have provided the following information regarding their facilities and the proposed improvements. The tables below contain a description of specific conflicts to be resolved and/or facilities which will require some action on the part of the Department's contractor to proceed with work. Each table entry includes an identification of the action necessary and, if applicable, the estimated duration required for the resolution.

## **UTILITIES TO BE ADJUSTED**

Conflicts noted below have been identified by following the suggested staging plan included in the contract. The company has been notified of all conflicts and will be required to obtain the necessary permits to complete their work; in some instances, resolution will be a function of the construction staging. The responsible agency must relocate, or complete new installations as noted below; this work has been deemed necessary to be complete for the Department's contractor to then work in the stage under which the item has been listed.



**Pre-Stage**

STAGE / LOCATION	TYPE	DESCRIPTION	RESPONSIBLE AGENCY	DURATION OF TIME

**Stage 1**

STAGE / LOCATION	TYPE	DESCRIPTION	RESPONSIBLE AGENCY	DURATION OF TIME

**Stage 2**

STAGE / LOCATION	TYPE	DESCRIPTION	RESPONSIBLE AGENCY	DURATION OF TIME

No conflicts to be resolved (or if there are conflicts they are to be listed as noted above)

Pre-Stage: \_\_\_\_\_ Days Total Installation

Stage 1: \_\_\_\_\_ Days Total Installation

Stage 2: \_\_\_\_\_ Days Total Installation

The following contact information is what was used during the preparation of the plans as provided by the Agency/Company responsible for resolution of the conflict.

Agency/Company Responsible to Resolve Conflict	Name of contact	Phone	E-mail address

## **UTILITIES TO BE WATCHED AND PROTECTED**

The areas of concern noted below have been identified by following the suggested staging plan included for the contract. The information provided is not a comprehensive list of all remaining utilities, but those which during coordination were identified as ones which might require the Department's contractor to take into consideration when making the determination of the means and methods that would be required to construct the proposed improvement. In some instances, the contractor will be responsible to notify the owner in advance of the work to take place so necessary staffing on the owner's part can be secured.

### **Pre-Stage**

<b>STAGE / LOCATION</b>	<b>TYPE</b>	<b>DESCRIPTION</b>	<b>OWNER</b>

### **Stage 1**

<b>STAGE / LOCATION</b>	<b>TYPE</b>	<b>DESCRIPTION</b>	<b>OWNER</b>
STA 292+00 to 341+00	Aerial Lines	Electrical Lines	ComEd
STA 292+00 to 341+00	Aerial Lines	Telecommunication Line	AT&T
STA 292+00 to 341+00	Fiber Optic	Telecommunication Lines	Centurylink / Level 3
STA 331+50 to 341+00	Telephone	Telecommunication Line	AT&T

### **Stage 2**

<b>STAGE / LOCATION</b>	<b>TYPE</b>	<b>DESCRIPTION</b>	<b>OWNER</b>
STA 292+00 to 342+00	Gas Main	8" Metallic	Nicor Gas
STA 292+00 to 331+50	Telephone	Telecommunication Line	AT&T

No facilities requiring extra consideration *(or listed as noted above)*

The following contact information is what was used during the preparation of the plans as provided by the owner of the facility.

<b>Agency/Company Responsible to Resolve Conflict</b>	<b>Name of contact</b>	<b>Phone</b>	<b>E-mail address</b>

The above represents the best information available to the Department and is included for the convenience of the bidder. The days required for conflict resolution should be considered in the bid as this information has also been factored into the timeline identified for the project when setting the completion date. The applicable portions of the Standard Specifications for Road and Bridge Construction shall apply.

Estimated duration of time provided above for the first conflicts identified will begin on the date of the executed contract regardless of the status of the utility relocations. The responsible agencies will be working toward resolving subsequent conflicts in conjunction with contractor activities in the number of days noted.

The estimated relocation duration must be part of the progress schedule submitted by the contractor. A utility kickoff meeting will be scheduled between the Department, the Department's contractor and the utility companies when necessary. The Department's contractor is responsible for contacting J.U.L.I.E. prior to all excavation work.

**PUBLIC CONVENIENCE AND SAFETY (D1)**

Effective: May 1, 2012

Revised: July 15, 2012

Add the following to the end of the fourth paragraph of Article 107.09:

“If the holiday is on a Saturday or Sunday, and is legally observed on a Friday or Monday, the length of Holiday Period for Monday or Friday shall apply.”

Add the following sentence after the Holiday Period table in the fourth paragraph of Article 107.09:

“The Length of Holiday Period for Thanksgiving shall be from 5:00 AM the Wednesday prior to 11:59 PM the Sunday After”

Delete the fifth paragraph of Article 107.09 of the Standard Specifications:

“On weekends, excluding holidays, roadways with Average Daily Traffic of 25,000 or greater, all lanes shall be open to traffic from 3:00 P.M. Friday to midnight Sunday except where structure construction or major rehabilitation makes it impractical.”

**COMPLETION DATE PLUS WORKING DAYS (D1)**

Effective: September 30, 1985

Revised: January 1, 2007

Revise Article 108.05 (b) of the Standard Specifications as follows:

"When a completion date plus working days is specified, the Contractor shall complete all contract items and safely open all roadways to traffic by 11:59 PM on, 10/30/2026 except as specified herein.

The Contractor will be allowed to complete all clean-up work and punch list items within **10** working days after the completion date for opening the roadway to traffic. Under extenuating circumstances the Engineer may direct that certain items of work, not affecting the safe opening of the roadway to traffic, may be completed within the working days allowed for clean up work and punch list items. Temporary lane closures for this work may be allowed at the discretion of the Engineer.

Article 108.09 or the Special Provision for “Failure to Complete the Work on Time”, if included in this contract, shall apply to both the completion date and the number of working days.

## **EMBANKMENT I (D1)**

Effective: March 1, 2011

Revised: November 1, 2013

Description. This work shall be according to Section 205 of the Standard Specifications except for the following.

Material. All material shall be approved by the District Geotechnical Engineer. The proposed material must meet the following requirements.

- a) The laboratory Standard Dry Density shall be a minimum of 90 lb/cu ft (1450 kg/cu m) when determined according to AASHTO T 99 (Method C).
- b) The organic content shall be less than ten percent determined according to AASHTO T 194 (Wet Combustion).
- c) Soils which demonstrate the following properties shall be restricted to the interior of the embankment and shall be covered on both the sides and top of the embankment by a minimum of 3 ft (900 mm) of soil not considered detrimental in terms of erosion potential or excess volume change.
  - 1) A grain size distribution with less than 35 percent passing the number 75 um (#200) sieve.
  - 2) A plasticity index (PI) of less than 12.
  - 3) A liquid limit (LL) in excess of 50.
- d) Reclaimed asphalt shall not be used within the ground water table or as a fill if ground water is present.
- e) The RAP used shall be according to the current Bureau of Materials and Physical Research Policy Memorandum, "Reclaimed Asphalt Pavement (RAP) for Aggregate Applications". Gradation deleterious count shall not exceed 10% of total RAP and 5% of other by total weight.

## **CONSTRUCTION REQUIREMENTS**

Samples. Embankment material shall be sampled, tested, and approved before use. The contractor shall identify embankment sources, and provide equipment as the Engineer requires, for the collection of samples from those sources. Samples will be furnished to the Geotechnical Engineer a minimum of three weeks prior to use in order that laboratory tests for approval and compaction can be performed. Embankment material placement cannot begin until tests are completed and approval given.

Placing Material. In addition to Article 202.03, broken concrete, reclaimed asphalt with no expansive aggregate, or uncontaminated dirt and sand generated from construction or demolition activities shall be placed in 6 inches (150 mm) lifts and disked with the underlying lift until a uniform homogenous material is formed. This process also applies to the overlaying lifts. The disk must have a minimum blade diameter of 24 inches (600 mm).

When embankments are to be constructed on hillsides or existing slopes that are steeper than 3H:1V, steps shall be keyed into the existing slope by stepping and benching as shown in the plans or as directed by the engineer.

Compaction. Soils classification for moisture content control will be determined by the Soils Inspector using visual field examination techniques and the IDH Textural Classification Chart.

When tested for density in place each lift shall have a maximum moisture content as follows.

- a) A maximum of 110 percent of the optimum moisture for all forms of clay soils.
- b) A maximum of 105 percent of the optimum moisture for all forms of clay loam soils.

Stability. The requirement for embankment stability in Article 205.04 will be measured with a Dynamic Cone Penetrometer (DCP) according to the test method in the IDOT Geotechnical Manual. The penetration rate must be equal or less than 1.5 inches (38 mm) per blow.

Basis of Payment. This work will not be paid separately but will be considered as included in the various items of excavation.

## **TEMPORARY PAVEMENT (D1)**

Effective: March 1, 2003

Revised: April 10, 2008

Description. This work shall consist of constructing a temporary pavement at the locations shown on the plans or as directed by the engineer.

The contractor shall use either Portland cement concrete according to Sections 353 and 354 of the Standard Specifications or HMA according to Sections 355, 356, 406 of the Standard Specifications, and other applicable HMA special provisions as contained herein. The HMA mixtures to be used shall be specified in the plans. The thickness of the Temporary Pavement shall be as described in the plans. The contractor shall have the option of constructing either material type if both Portland cement concrete and HMA are shown in the plans.

Articles 355.08 and 406.11 of the Standard Specifications shall not apply.

The removal of the Temporary Pavement, if required, shall conform to Section 440 of the Standard Specification.

Method of Measurement. Temporary pavement will be measured in place and the area computed in square yards (square meters).

Basis of Payment. This work will be paid for at the contract unit price per square yard (square meter) for TEMPORARY PAVEMENT and TEMPORARY PAVEMENT (INTERSTATE).

Removal of temporary pavement will be paid for at the contract unit price per square yard (square meter) for PAVEMENT REMOVAL.

### **HOT-MIX ASPHALT BINDER AND SURFACE COURSE (D1)**

Effective: November 1, 2019

Revised: January 1, 2026

Add the following to the end of Article 406.06(c) of the Standard Specifications:

“The amount of HMA binder course placed shall be limited to that which can be surfaced during the same construction season.”

Revise the fifteenth through eighteenth paragraphs of Article 406.14 of the Standard Specifications to read:

“The mixture used in constructing acceptable HMA test strips will be paid for at the contract unit price. Unacceptable HMA test strips shall be removed and replaced at no additional cost to the Department.”

Revise Article 1004.03(c) to read:

“(c) Gradation. The coarse aggregate gradations shall be as listed in the following table.

Use	Size/Application	Gradation No.
Class A-1, A-2, & A-3	3/8 in. (10 mm) Seal	CA 16 or CA 20
Class A-1	1/2 in. (13 mm) Seal	CA 15
Class A-2 & A-3	Cover Coat	CA 14
HMA High ESAL	IL-19.0; Stabilized Subbase IL-19.0	CA 11 <sup>1/</sup>
	SMA 12.5 <sup>2/</sup>	CA 13 <sup>4/</sup> , CA 14, or CA 16
	SMA 9.5 <sup>2/</sup>	CA 13 <sup>3/4/</sup> or CA 16 <sup>3/</sup>
	IL-9.5	CA 16, CM 13 <sup>4/</sup>
	IL-9.5FG	CA 16
HMA Low ESAL	IL-19.0L	CA 11 <sup>1/</sup>
	IL-9.5L	CA 16

1/ CA 16 or CA 13 may be blended with the CA 11.

2/ The coarse aggregates used shall be capable of being combined with the fine aggregates and mineral filler to meet the approved mix design and the mix requirements noted herein.

3/ The specified coarse aggregate gradations may be blended.

4/ CA 13 shall be 100 percent passing the 1/2 in. (12.5mm) sieve.”

Revise Article 1004.03(e) of the Standard Specifications to read:

“(e) Absorption. For SMA the coarse aggregate shall also have water absorption ≤ 2.0 percent.”

Revise the “High ESAL” portion of the table in Article 1030.01 to read:

“High ESAL	Binder Courses	IL-19.0, IL-9.5, IL-9.5FG, IL-4.75, SMA 12.5, SMA 9.5 Stabilized Subbase IL-19.0
	Surface Courses	IL-9.5, IL-9.5FG, SMA 12.5, SMA 9.5”



Revise Note 2. and add Note 6 to Article 1030.02 of the Standard Specifications to read:

"Item	Article/Section
(g)Performance Graded Asphalt Binder (Note 6)	1032
(h)Fibers (Note 2)	

Note 2. A stabilizing additive such as cellulose or mineral fiber shall be added to the SMA mixture according to Illinois Modified AASHTO M 325. The stabilizing additive shall meet the Fiber Quality Requirements listed in Illinois Modified AASHTO M 325. Prior to approval and use of fibers, the Contractor shall submit a notarized certification by the producer of these materials stating they meet these requirements. Reclaimed Asphalt Shingles (RAS) may be used in Stone Matrix Asphalt (SMA) mixtures designed with an SBA polymer modifier as a fiber additive if the mix design with RAS included meets AASHTO T305 requirements. The RAS shall be from a certified source that produces either Type I or Type 2. Material shall meet requirements noted herein and the actual dosage rate will be determined by the Engineer.

Note 6. The asphalt binder shall be an SBS PG 76-28 when the SMA is used on a full-depth asphalt pavement and SBS PG 76-22 when used as an overlay, except where modified herein. The asphalt binder shall be a SBS PG 76-22 for IL-4.75, except where modified herein..”

Revise table in Article 1030.05(a) of the Standard Specifications to read:

"MIXTURE COMPOSITION (% PASSING)" <sup>1/</sup>												
Sieve Size	IL-19.0 mm		SMA 12.5		SMA 9.5		IL-9.5mm		IL-9.5FG		IL-4.75 mm	
	min	max	min	max	min	max	min	max	min	max	min	max
1 1/2 in. (37.5 mm)												
1 in. (25 mm)		100										
3/4 in. (19 mm)	90	100		100								
1/2 in. (12.5 mm)	75	89	80	100		100		100		100		100
3/8 in. (9.5 mm)				65	90	100	90	100	90	100		100
#4 (4.75 mm)	40	60	20	30	36	50	34	69	60	75 <sup>6/</sup>	90	100
#8 (2.36 mm)	20	42	16	24 <sup>4/</sup>	16	32 <sup>4/</sup>	34 <sup>5/</sup>	52 <sup>2/</sup>	45	60 <sup>6/</sup>	70	90
#16 (1.18 mm)	15	30					10	32	25	40	50	65
#30 (600 μm)			12	16	12	18			15	30		
#50 (300 μm)	6	15					4	15	8	15	15	30
#100 (150 μm)	4	9					3	10	6	10	10	18
#200 (75 μm)	3.0	6.0	7.0	9.0 <sup>3/</sup>	7.5	9.5 <sup>3/</sup>	4.0	6.0	4.0	6.5	7.0	9.0 <sup>3/</sup>
#635 (20 μm)			≤ 3.0		≤ 3.0							
Ratio Dust/Asphalt Binder		1.0		1.5		1.5		1.0		1.0		1.0

- 1/ Based on percent of total aggregate weight.
- 2/ The mixture composition shall not exceed 44 percent passing the #8 (2.36 mm) sieve for surface courses with N<sub>design</sub> = 90.
- 3/ Additional minus No. 200 (0.075 mm) material required by the mix design shall be mineral filler, unless otherwise approved by the Engineer.
- 4/ When establishing the Adjusted Job Mix Formula (AJMF) the percent passing the #8 (2.36 mm) sieve shall not be adjusted above the percentage stated on the table.
- 5/ When establishing the Adjusted Job Mix Formula (AJMF) the percent passing the #8 (2.36 mm) sieve shall not be adjusted below 34 percent.
- 6/ When the mixture is used as a binder, the maximum shall be increased by 0.5 percent passing."

Revise Article 1030.05(b) of the Standard Specifications to read:

- (b) Volumetric Requirements. The target value for the air voids of the HMA shall be 4.0 percent, for IL-4.75 and SMA mixtures it shall be 3.5 percent and for Stabilized Subbase it shall be 3.0 percent at the design number of gyrations. The voids in the mineral aggregate (VMA) and voids filled with asphalt binder (VFA) of the HMA design shall be based on the nominal maximum size of the aggregate in the mix and shall conform to the following requirements.

Mix Design	Voids in the Mineral Aggregate (VMA), % Minimum for Ndesign				
	30	50	70	80	90
IL-19.0		13.5	13.5		13.5
IL-9.5		15.0	15.0		
IL-9.5FG		15.0	15.0		
IL-4.75 <sup>1/</sup>		18.5			
SMA-12.5 <sup>1/2/5/</sup>				17.0 <sup>3/</sup> /16.0 <sup>4/</sup>	
SMA-9.5 <sup>1/2/5/</sup>				17.0 <sup>3/</sup> /16.0 <sup>4/</sup>	
IL-19.0L	13.5				
IL-9.5L	15.0				

- 1/ Maximum draindown shall be 0.3 percent according to Illinois Modified AASHTO T 305.
- 2/ The draindown shall be determined at the JMF asphalt binder content at the mixing temperature plus 30°F.
- 3/ Applies when specific gravity of coarse aggregate is  $\geq 2.760$ .
- 4/ Applies when specific gravity of coarse aggregate is  $< 2.760$ .
- 5/ For surface course, the coarse aggregate can be crushed steel slag, crystalline crushed stone or crushed sandstone. For binder course, coarse aggregate shall be crushed stone (dolomite), crushed gravel, crystalline crushed stone, or crushed sandstone"

Revise the last paragraph of Article 1102.01 (a) (5) of the Standard Specifications to read:

"IL-4.75 and Stone Matrix Asphalt (SMA) mixtures which contain aggregate having absorptions greater than or equal to 2.0 percent, or which contain steel slag sand, shall have minimum surge bin storage plus haul time of 1.5 hours."

Revise the first and second paragraphs of Articles 1030.06(c)(2) of the Standard Specifications to read:

“(2) Personnel. The Contractor shall provide a QC Manager who shall have overall responsibility and authority for quality control. This individual shall maintain active certification as a Hot-Mix Asphalt Level II technician.

In addition to the QC Manager, the Contractor shall provide sufficient personnel to perform the required visual inspections, sampling, testing, and documentation in a timely manner. Mix designs shall be developed by personnel with an active certification as a Hot-Mix Asphalt Level III technician. Technicians performing mix design testing and plant sampling/testing shall maintain active certification as a Hot-Mix Asphalt Level I technician. The Contractor may provide a technician trainee who has successfully completed the Department's "Hot-Mix Asphalt Trainee Course" to assist in the activities completed by a Hot-Mix Asphalt Level I technician for a period of one year after the course completion date. The Contractor may also provide a Gradation Technician who has successfully completed the Department's "Gradation Technician Course" to run gradation tests only under the supervision of a Hot-Mix Asphalt Level II Technician. The Contractor shall provide a Hot-Mix Asphalt Density Tester who has successfully completed the Department's "Nuclear Density Testing" course to run all nuclear density tests on the job site.”

Add Article 1030.06(d)(3) to the Standard Specifications to read:

“(3) The Contractor shall take possession of any Department unused backup or dispute resolution HMA mixture samples or density specimens upon notification by the Engineer. The Contractor shall collect the HMA mixture samples or density specimens from the location designated by the Engineer and may add these materials to RAP stockpiles according to Section 1031.”

Revise the second paragraph of Articles 1030.07(a)(11) and 1030.08(a)(9) of the Standard Specifications to read:

“When establishing the target density, the HMA maximum theoretical specific gravity (Gmm) will be based on the running average of four available Department test results for that project. If less than four Gmm test results are available, an average of all available Department test results for that project will be used. The initial Gmm will be the last available Department test result from a QMP project. If there is no available Department test result from a QMP project, the Department mix design verification test result will be used as the initial Gmm.”

Revise the Quality Control Limits table in Article 1030.09(c) to read:

CONTROL LIMITS						
Parameter	IL-19.0, IL-9.5, IL-9.5FG, IL-19.0L, IL-9.5L		SMA-12.5, SMA-9.5		IL-4.75	
	Individual Test	Moving Avg. of 4	Individual Test	Moving Avg. of 4	Individual Test	Moving Avg. of 4
% Passing: <sup>1/</sup>						
1/2 in. (12.5 mm)	± 6 %	± 4 %	± 6 %	± 4 %		
3/8 in. (9.5mm)			± 4 %	± 3 %		
# 4 (4.75 mm)	± 5 %	± 4 %	± 5 %	± 4 %		
# 8 (2.36 mm)	± 5 %	± 3 %	± 4 %	± 2 %		
# 16 (1.18 mm)			± 4 %	± 2 %	± 4 %	± 3 %
# 30 (600 µm)	± 4 %	± 2.5 %	± 4 %	± 2.5 %		
Total Dust Content # 200 (75 µm)	± 1.5 %	± 1.0 %			± 1.5 %	± 1.0 %
Asphalt Binder Content	± 0.3 %	± 0.2 %	± 0.2 %	± 0.1 %	± 0.3 %	± 0.2 %
Air Voids <sup>2/</sup>	± 1.2 %	± 1.0 %	± 1.2 %	± 1.0 %	± 1.2 %	± 1.0 %
Field VMA <sup>3/</sup>	-0.7 %	-0.5 %	-0.7 %	-0.5 %	-0.7 %	-0.5 %

1/ Based on washed ignition oven or solvent extraction gradation.

2/ The air voids target shall be 3.2 to 4.8 percent.

3/ Allowable limit below minimum design VMA requirement.

Revise Article 1030.09(g)(2) of the Standard Specifications to read:

“(2)The Contractor shall complete split verification sample tests listed in the Limits of Precision table in Article 1030.09(h)(1).”

In the Supplemental Specifications, replace the revision for the end of the third paragraph of Article 1030.09(h)(2) with the following:

“When establishing the target density, the HMA maximum theoretical specific gravity (Gmm) will be the Department mix design verification test result.”

Add after third sentence of Article 1030.09(b) to read:

"If the Contractor and Engineer agree the nuclear density test method is not appropriate for the mixture, cores shall be taken at random locations determined according to the QC/QA document "Determination of Random Density Test Site Locations". Core densities shall be determined using the Illinois Modified AASHTO T 166 or T 275 procedure."

Revise Table 1 and Note 4/ of Table 1 in Article 406.07(a) of the Standard Specifications to read:

	Breakdown/Intermediate Roller (one of the following)	Final Roller (one or more of the following)	Density Requirement
IL-9.5, IL-9.5FG, IL-19.0 <sup>1/</sup>	V <sub>D</sub> , P, T <sub>B</sub> , 3W, O <sub>T</sub> , O <sub>B</sub>	V <sub>S</sub> , T <sub>B</sub> , T <sub>F</sub> , O <sub>T</sub>	As specified in Section 1030
IL-4.75 and SMA <sup>3/ 4/</sup>	T <sub>B</sub> , 3W, O <sub>T</sub>	T <sub>F</sub> , 3W	As specified in Section 1030
Mixtures on Bridge Decks <sup>2/</sup>	T <sub>B</sub>	T <sub>F</sub>	As specified in Articles 582.05 and 582.06.

"4/ The Contractor shall provide a minimum of two steel-wheeled tandem rollers (T<sub>B</sub>), and/or three-wheel (3W) rollers for breakdown, except one of the (T<sub>B</sub>) or (3W) rollers shall be 84 inches (2.14 m) wide and a weight of 315 pound per linear inch (PLI) (5.63 kg/mm) and one of the (T<sub>B</sub>) or (3W) rollers can be substituted for an oscillatory roller (O<sub>T</sub>). T<sub>F</sub> rollers shall be a minimum of 280 lb/in. (50 N/mm). The 3W and T<sub>B</sub> rollers shall be operated at a uniform speed not to exceed 3 mph (5 km/h), with the drive roll for T<sub>B</sub> rollers nearest the paver and maintain an effective rolling distance of not more than 150 ft (45 m) behind the paver."

Add the following after the fourth paragraph of Article 406.13 (b):

"The plan quantities of SMA mixtures shall be adjusted using the actual approved binder and surface Mix Design's G<sub>mb</sub>."

Revise first paragraph of Article 1030.10 of the Standard Specifications to read:

"A test strip of 300 ton (275 metric tons), except for SMA mixtures it will be 400 ton (363 metric ton), will be required for each mixture on each contract at the beginning of HMA production for each construction year according to the Manual of Test Procedures for Materials "Hot Mix Asphalt Test Strip Procedures". At the request of the Producer, the Engineer may waive the test strip if previous construction during the current construction year has demonstrated the constructability of the mix using Department test results."

Revise fourth paragraph of Article 1030.10 of the Standard Specifications to read:

“When a test strip is constructed, the Contractor shall collect and split the mixture according to the document “Hot-Mix Asphalt Test Strip Procedures”. The Engineer, or a representative, shall deliver split sample to the District Laboratory for verification testing. The Contractor shall complete mixture tests stated in Article 1030.09(a). Mixture sampled shall include enough material for the Department to conduct mixture tests detailed in Article 1030.09(a) and in the document “Hot-Mix Asphalt Mixture Design Verification Procedure” Section 3.3. The mixture test results shall meet the requirements of Articles 1030.05(b) and 1030.05(d), except Hamburg wheel tests will only be conducted on High ESAL mixtures during production. To be considered acceptable to remain in place, the Department’s mixture test results shall meet the acceptable limits stated in Article 1030.09(i)(1). In addition, no visible pavement distress such as, but not limited to, segregation, excessive coarse aggregate fracturing outside of growth curves, excessive dust balls, or flushing shall be present as determined by the Engineer.”

**ENGINEER’S FIELD OFFICE TYPE A (D1)**

Effective: January 1, 2022

Revise the first paragraph of Article 670.02 to read:

**670.02 Engineer's Field Office Type A (D1).** Type A (D1) field offices shall have a ceiling height of not less than 7 feet and a floor space of not less than 1000 square feet with a minimum of two separate offices. The office shall also have a separate storage room capable of being locked for the storage of the nuclear measuring devices. The office shall be provided with sufficient heat, natural and artificial light, and air conditioning. Doors and windows shall be equipped with locks approved by the Engineer.

Add the following to Article 670.07 Basis of Payment.

The building or buildings, fully equipped, will be paid for at the contract unit price per calendar month or fraction thereof for ENGINEER'S FIELD OFFICE, TYPE A (D1).

## **TRAFFIC CONTROL AND PROTECTION (ARTERIALS) (D1)**

Effective: February 1, 1996

Revised: March 1, 2011

Specific traffic control plan details and Special Provisions have been prepared for this contract. This work shall include all labor, materials, transportation, handling and incidental work necessary to furnish, install, maintain and remove all traffic control devices required as indicated in the plans and as approved by the Engineer.

When traffic is to be directed over a detour route, the Contractor shall furnish, erect, maintain and remove all applicable traffic control devices along the detour route according to the details shown in the plans.

Method of Measurement: All traffic control (except "Traffic Control and Protection (Expressways)" and temporary pavement markings) indicated on the traffic control plan details and specified in the Special Provisions will be measured for payment on a lump sum basis.

Basis of Payment: All traffic control and protection will be paid for at the contract lump sum price for TRAFFIC CONTROL AND PROTECTION (SPECIAL).

Temporary pavement markings will be paid for separately unless shown on a Standard.

## **FRICTION AGGREGATE (D1)**

Effective: January 1, 2011

Revised: December 1, 2021

Revise Article 1004.03(a) of the Standard Specifications to read:

**"1004.03 Coarse Aggregate for Hot-Mix Asphalt (HMA).** The aggregate shall be according to Article 1004.01 and the following.

(a) Description. The coarse aggregate for HMA shall be according to the following table.

Use	Mixture	Aggregates Allowed
Class A	Seal or Cover	<u>Allowed Alone or in Combination</u> <sup>5/</sup> : Gravel Crushed Gravel Carbonate Crushed Stone Crystalline Crushed Stone Crushed Sandstone Crushed Slag (ACBF) Crushed Steel Slag Crushed Concrete



Use	Mixture	Aggregates Allowed
HMA Low ESAL	Stabilized Subbase or Shoulders	<u>Allowed Alone or in Combination</u> <sup>5/</sup> : Gravel Crushed Gravel Carbonate Crushed Stone Crystalline Crushed Stone Crushed Sandstone Crushed Slag (ACBF) Crushed Steel Slag <sup>1/</sup> Crushed Concrete
HMA High ESAL Low ESAL	Binder IL-19.0 or IL-19.0L  SMA Binder	<u>Allowed Alone or in Combination</u> <sup>5/ 6/</sup> : Crushed Gravel Carbonate Crushed Stone <sup>2/</sup> Crystalline Crushed Stone Crushed Sandstone Crushed Slag (ACBF) Crushed Concrete <sup>3/</sup>
HMA High ESAL Low ESAL	C Surface and Binder IL-9.5 IL-9.5FG or IL-9.5L	<u>Allowed Alone or in Combination</u> <sup>5/</sup> : Crushed Gravel Carbonate Crushed Stone <sup>2/</sup> Crystalline Crushed Stone Crushed Sandstone Crushed Slag (ACBF) Crushed Steel Slag <sup>4/</sup> Crushed Concrete <sup>3/</sup>
HMA High ESAL	D Surface and Binder IL-9.5 or IL-9.5FG	<u>Allowed Alone or in Combination</u> <sup>5/</sup> : Crushed Gravel Carbonate Crushed Stone (other than Limestone) <sup>2/</sup> Crystalline Crushed Stone Crushed Sandstone Crushed Slag (ACBF) Crushed Steel Slag <sup>4/</sup>
		<u>Other Combinations Allowed:</u>
		<i>Up to...</i> <i>With...</i>
		25% Limestone Dolomite
		50% Limestone Any Mixture D aggregate other than Dolomite
		75% Limestone Crushed Slag (ACBF) or Crushed Sandstone

Use	Mixture	Aggregates Allowed	
HMA High ESAL	E Surface IL-9.5  SMA Ndesign 80 Surface	<u>Allowed Alone or in Combination</u> <sup>5/ 6/</sup> :	
		Crushed Gravel Crystalline Crushed Stone Crushed Sandstone Crushed Slag (ACBF) Crushed Steel Slag  No Limestone.	
		<u>Other Combinations Allowed:</u>	
		<i>Up to...</i>	<i>With...</i>
		50% Dolomite <sup>2/</sup>	Any Mixture E aggregate
		75% Dolomite <sup>2/</sup>	Crushed Sandstone, Crushed Slag (ACBF), Crushed Steel Slag, or Crystalline Crushed Stone
75% Crushed Gravel <sup>2/</sup>	Crushed Sandstone, Crystalline Crushed Stone, Crushed Slag (ACBF), or Crushed Steel Slag		
HMA High ESAL	F Surface IL-9.5  SMA Ndesign 80 Surface	<u>Allowed Alone or in Combination</u> <sup>5/ 6/</sup> :	
		Crystalline Crushed Stone Crushed Sandstone Crushed Slag (ACBF) Crushed Steel Slag No Limestone.	
		<u>Other Combinations Allowed:</u>	
		<i>Up to...</i>	<i>With...</i>
		50% Crushed Gravel <sup>2/</sup> or Dolomite <sup>2/</sup>	Crushed Sandstone, Crushed Slag (ACBF), Crushed Steel Slag, or Crystalline Crushed Stone

- 1/ Crushed steel slag allowed in shoulder surface only.
- 2/ Carbonate crushed stone (limestone) and/or crushed gravel shall not be used in SMA Ndesign 80.
- 3/ Crushed concrete will not be permitted in SMA mixes.
- 4/ Crushed steel slag shall not be used as binder.
- 5/ When combinations of aggregates are used, the blend percent measurements shall be by volume.”
- 6/ Combining different types of aggregate will not be permitted in SMA Ndesign 80.”

## **HOT-MIX ASPHALT – MIXTURE DESIGN VERIFICATION AND PRODUCTION (D1)**

Effective: January 1, 2019

Revised: January 1, 2026

Add to Article 1030.05 (d)(3) of the Standard Specifications to read:

“ During mixture design, prepared samples shall be submitted to the District laboratory by the Contractor for verification testing. The required testing, number and size of prepared samples submitted, shall be according to the following tables.

High ESAL – Required Samples for Verification Testing	
Mixture	Hamburg Wheel and I-FIT Testing <sup>1/ 2/</sup>
Binder	total of 3 - 160 mm tall bricks
Surface	total of 4 - 160 mm tall bricks

Low ESAL – Required Samples for Verification Testing	
Mixture	I-FIT Testing <sup>1/ 2/</sup>
Binder	1 - 160 mm tall brick
Surface	2 - 160 mm tall bricks

- 1/ The compacted gyratory bricks for Hamburg wheel and I-FIT testing shall be  $7.5 \pm 0.5$  percent air voids.
- 2/ If the Contractor does not possess the equipment to prepare the 160 mm tall brick(s), twice as many 115 mm tall compacted gyratory bricks will be acceptable.

In the Supplemental Specifications, replace the addition of the paragraph between the third and fourth paragraphs of Article 1030.10 with the following:

“When a test strip is not required, each HMA mixture shall still be sampled on the first day of production: I-FIT and Hamburg wheel testing for High ESAL; I-FIT testing for Low ESAL. Within two working days after sampling the mixture, the Contractor shall deliver gyratory cylinders to the District laboratory for Department verification testing. The High ESAL mixture test results shall meet the requirements of Articles 1030.05(d)(3) and 1030.05(d)(4). The Low ESAL mixture test results shall meet the requirements of Article 1030.05(d)(4). The required number and size of prepared samples submitted for the Hamburg wheel and I-FIT testing shall be according to the “High ESAL - Required Samples for Verification Testing” table in Article 1030.05(d)(3) above.”

Replace the eleventh paragraph of Article 1030.10 of the Standard Specifications with the following:

“If an initial Hamburg wheel or I-FIT test fails to meet the requirements of Article 1030.05(d), the Department will verify the results by testing the retained gyratory cylinders. Upon notification by the Engineer of a Hamburg wheel or I-FIT test failure on the retained gyratory cylinders, the Contractor shall substitute an approved mix design, submit a new mix design for mix verification testing according to Article 1030.05(d), or pave 250 tons with or without an adjustment and resample for Department Hamburg wheel and I-FIT testing as directed by the Engineer. Paving may continue as long as all other mixture criteria is being met. If Hamburg wheel or I-FIT tests on the resampled HMA fail, production of the affected mixture shall cease and the Contractor shall substitute an approved mix design or submit a new mix design for mix verification testing according to Article 1030.05(d).”

Add the following to the end of Article 1030.10 of the Standard Specifications to read:

“Mixture sampled during first day of production shall include approximately 60 lb (27 kg) of additional material for the Department to conduct Hamburg wheel testing and approximately 80 lb (36 kg) of additional material for the Department to conduct I-FIT testing. Within two working days after sampling, the Contractor shall deliver prepared samples to the District laboratory for verification testing. The required number and size of prepared samples submitted for the Hamburg wheel and I-FIT testing shall be according to the “High ESAL - Required Samples for Verification Testing” table in Article 1030.05(d)(3) above.”

## **ELECTRIC SERVICE INSTALLATION AND CONNECTION**

Effective: August 1, 2025

**Description.** This item shall consist of all material and labor required to extend, connect or modify the electric service, as indicated or specified, which is over and above the work performed by the Electric Service Provider (Utility Company). This item shall also consist of reimbursement for work performed by the Electric Service Provider in providing or modifying electric service as indicated.

### **CONSTRUCTION REQUIREMENTS**

**General.** It shall be the Contractor's responsibility to contact the Electric Service Provider. The Contractor shall coordinate his work fully with the Electric Service Provider both as to the work required and the timing of the installation. No additional compensation will be granted under this or any other item for extra work caused by failure to meet this requirement.

For those locations served by ComEd; please contact ComEd, New Business Center Call Center, at 866 NEW ELECTRIC (1-866-639-3532) to begin the service connection process. The Call Center Representatives will create a work order for the service connection. The representative will ask the requestor for information specific to the request. The representative will assign the request based upon the location of project.

For locations served by other Electric Service Providers, that Electric Service Provider shall be contacted.

The Contractor should make particular note of the need for the earliest attention to arrangements with the Electric Service Provider for service. In the event of delay by the Electric Service Provider, no extension of time will be considered applicable for the delay unless the Contractor can produce written evidence of a request for electric service within 30 days of execution.

The Contractor shall ascertain the work being provided by the electric utility and shall provide all additional material and work not included by other contract pay items required to complete the electric service work in complete compliance with the requirements of the utility.

**Documentation.** The Contractor shall provide copies of all correspondence with the Electric Service Provider including as a minimum:

- A copy of the request for service to the Electric Service Provider.
- Service Entrance Sketch
- Electric Service Account Number
- Electric Meter Number
- Size of Utility transformer and available fault current.
- GPS coordinates of the service, format as described in the General Electrical Provisions.

**All correspondence for State owned and maintained installations must include the pertinent contract number and Electrical Maintenance database number**

Certain state-maintained electrical systems may have energy paid by local agencies, but unless otherwise established, energy billing for state-maintained electrical systems shall be directed to:

Illinois Department of Transportation  
District 1  
201 West Center Court  
Schaumburg, Illinois 60196  
Attn: Financial Services

Electric service correspondence for Non-State owned systems shall be directed to the respective agency assuming maintenance with a copy of the final service agreement submitted to IDOT.

**Method Of Measurement.** Electric Service Installation and Connection shall be counted, each.

**Basis Of Payment.**

Any charges by the Electric Service Provider shall be approved by the Engineer and paid for as an addition to the Contract according to Article 109.05 of the Standard Specifications.

This work will be paid for at the contract price each for **ELECTRIC SERVICE INSTALLATION AND CONNECTION** which shall be payment in full for the work specified herein, excluding utility reimbursement.

**WIRE AND CABLE**

Effective: January 1, 2012

Add the following to the first paragraph of Article 1066.02(a):

“The cable shall be rated at a minimum of 90°C dry and 75°C wet and shall be suitable for installation in wet and dry locations, and shall be resistant to oils and chemicals.”

Revise the Aerial Electric Cable Properties table of Article 1066.03(a)(3) to read:

Aerial Electric Cable Properties

Phase Conductor		Messenger wire			
Size AWG	Stranding	Average Insulation Thickness		Minimum Size AWG	Stranding
		mm	mils		
6	7	1.1	(45)	6	6/1
4	7	1.1	(45)	4	6/1
2	7	1.1	(45)	2	6/1
1/0	19	1.5	(60)	1/0	6/1
2/0	19	1.5	(60)	2/0	6/1
3/0	19	1.5	(60)	3/0	6/1
4/0	19	1.5	(60)	4/0	6/1

Add the following to Article 1066.03(b) of the Standard Specifications:

“Cable sized No. 2 AWG and smaller shall be U.L. listed Type RHH/RHW and may be Type RHH/RHW/USE. Cable sized larger than No. 2 AWG shall be U.L. listed Type RHH/RHW/USE.”

Revise Article 1066.04 to read:

“Aerial Cable Assembly. The aerial cable shall be an assembly of insulated aluminum conductors according to Section 1066.02 and 1066.03. Unless otherwise indicated, the cable assembly shall be composed of three insulated conductors and a steel reinforced bare aluminum conductor (ACSR) to be used as the ground conductor. Unless otherwise indicated, the code word designation of this cable assembly is “Palomino”. The steel reinforced aluminum conductor shall conform to ASTM B-232. The cable shall be assembled according to ANSI/ICEA S-76-474.”

Revise the second paragraph of Article 1066.05 to read:

“The tape shall have reinforced metallic detection capabilities consisting of a woven reinforced polyethylene tape with a metallic core or backing.”

## TEMPORARY INFORMATION SIGNING

Effective: November 13, 1996

Revised: January 29, 2020

### Description.

This work shall consist of furnishing, installing, maintaining, relocating for various states of construction and eventually removing temporary informational signs. Included in this item may be ground mount signs, skid mount signs, truss mount signs, bridge mount signs, and overlay sign panels which cover portions of existing signs.

### Materials.

Materials shall be according to the following Articles of Section 1000 - Materials:

	<b><u>Item</u></b>	<b><u>Article/Section</u></b>
a.)	Sign Base (Note 1)	1090
b.)	Sign Face (Note 2)	1091
c.)	Sign Legends	1091
d.)	Sign Supports	1093
e.)	Overlay Panels (Note 3)	1090.02

Note 1. The Contractor may use 5/8 inch (16 mm) instead of 3/4 inch (19 mm) thick plywood.

Note 2. The sign face material shall be in accordance with the Department's Fabrication of Highway Signs Policy.

Note 3. The overlay panels shall be 0.08 inch (2 mm) thick.

## GENERAL CONSTRUCTION REQUIREMENTS

### Installation.

The sign sizes and legend sizes shall be verified by the Contractor prior to fabrication.

Signs which are placed along the roadway and/or within the construction zone shall be installed according to the requirements of Article 701.14 and Article 720.04. The signs shall be 7 ft (2.1 m) above the near edge of the pavement and shall be a minimum of 2 ft (600 mm) beyond the edge of the paved shoulder. A minimum of two (2) posts shall be used.

The attachment of temporary signs to existing bridges, sign structures or sign panels shall be approved by the Engineer. Any damage to the existing signs and/or structures due to the Contractor's operations shall be repaired or signs replaced, as determined by the Engineer, at the Contractor's expense.



Method of Measurement.

This work shall be measured for payment in square feet (square meters) edge to edge (horizontally and vertically).

All hardware, posts or skids, supports, bases for ground mounted signs, connections, which are required for mounting these signs will be included as part of this pay item.

Basis Of Payment.

This work shall be paid for at the contract unit price per square foot (square meter) for TEMPORARY INFORMATION SIGNING.

**RAISED REFLECTIVE PAVEMENT MARKER, REFLECTOR REMOVAL**

Effective: August 1, 2023

Revised:

Description: This work shall be completed in accordance with Section 783 of the Standard Specifications for Road and Bridge Construction. This work shall consist of removing the reflector unit from existing raised reflector pavement markers that will remain in place at the end of construction activities. Existing reflectors that conflict with revised traffic patterns shall be removed immediately to facilitate a change in lane assignment. If darkness or inclement weather prohibits the removal operations, such operation shall be resumed the next morning of when weather permits.

The base casting shall remain in place in areas where no pavement rehabilitation is required, therefore only the reflector shall be removed. Debris from the removal operations shall be removed from the pavement prior to opening the roadway to traffic.

Basis of Payment: This work will be measured for payment at the contract unit price per each for RAISED REFLECTIVE PAVEMENT MARKER, REFLECTOR REMOVAL. Payment shall be full compensation for materials, labor and equipment required to complete this work.

## **RAISED REFLECTIVE PAVEMENT MARKER, REFLECTOR REPLACEMENT**

Effective: August 1, 2023

Revised:

Description: This work shall be completed in accordance with Section 781 of the Standard Specifications for Road and Bridge Construction. This work shall consist of reinstallation of reflectors into the raised pavement marker castings upon completion of staging in which the markers were in conflict with temporary lane usage.

Basis of Payment: This work will be measured for payment at the contract unit price per each for RAISED REFLECTIVE PAVEMENT MARKER, REFLECTOR REPLACEMENT. Payment shall be full compensation for materials, labor and equipment required to complete this work.

## **TEMPORARY TRAFFIC SIGNAL TIMING**

Effective: May 22, 2002

Revised: March 1, 2024

890.02TS

### Description.

This work shall consist of developing and maintaining appropriate traffic signal timings for the specified intersection for the duration of the temporary signalized condition, as well as impact to existing traffic signal timings caused by detours or other temporary conditions.

All timings and adjustments necessary for this work shall be performed by an approved Consultant who has previous experience in optimizing Traffic Signal Systems for District One of the Illinois Department of Transportation. The Contractor shall contact the Traffic Signal Engineer for a listing of approved Consultants.

The following tasks are associated with TEMPORARY TRAFFIC SIGNAL TIMING:

- (a) Consultant shall attend temporary traffic signal inspection (turn-on) and/or detour meeting and conduct on-site implementation of the traffic signal timings.
- (b) Consultant shall be responsible for making fine-tuning adjustments to the timings in the field to alleviate observed adverse operating conditions and to enhance operations.
- (c) Consultant shall provide monthly observation of traffic signal operations in the field.
- (d) Consultant shall provide on-site consultation and adjust timings as necessary for construction stage changes, temporary traffic signal phase changes, and any other conditions affecting timing and phasing, including lane closures, detours, and other construction activities.

(e) Consultant shall make timing adjustments and prepare comment responses as directed by the Area Traffic Signal Maintenance and Operations Engineer.

(f) Return original timing plan once construction is complete.

Basis of Payment.

The work shall be paid for at the Contract unit price each for TEMPORARY TRAFFIC SIGNAL TIMING, which price shall be payment in full for performing all work described herein per intersection. When the temporary traffic signal installation is turned on and/or detour implemented, 50 percent of the bid price will be paid. The remaining 50 percent of the bid price will be paid following the removal of the temporary traffic signal installation and/or detour.

**WORK ZONE TRAFFIC CONTROL DEVICES (BDE)**

Effective: March 2, 2020

Revised: January 1, 2026

Add the following to Article 701.03 of the Standard Specifications:

“(q) Temporary Sign Supports ..... 1106.02”

Revise Article 701.03(p) of the Standard Specifications to read:

“(p) Detectable Pedestrian Channelizing Barricades ..... 1106.02(m)”

Revise the third paragraph of Article 701.14 of the Standard Specifications to read:

“For temporary sign supports, the Contractor shall provide a FHWA eligibility letter for each device used on the contract. The letter shall provide information for the set-up and use of the device as well as a detailed drawing of the device. The signs shall be supported within 20 degrees of vertical. Weights used to stabilize signs shall be attached to the sign support per the manufacturer’s specifications.”

Revise the first paragraph of Article 701.15 of the Standard Specifications to read:

“ **701.15 Traffic Control Devices.** For devices that must meet crashworthiness standards, the Contractor shall provide a manufacturer’s self-certification or a FHWA eligibility letter for each Category 1 device and a FHWA eligibility letter for each Category 2 and Category 3 device used on the contract. The self-certification or letter shall provide information for the set-up and use of the device as well as a detailed drawing of the device.”

Revise the first six paragraphs of Article 1106.02 of the Standard Specifications to read:

“ **1106.02 Devices.** Work zone traffic control devices and combinations of devices shall meet crashworthiness standards for their respective categories. The categories are as follows.

Category 1 includes small, lightweight, channelizing and delineating devices that have been in common use for many years and are known to be crashworthy by crash testing of similar devices or years of demonstrable safe performance. These include cones, tubular markers, plastic drums, and delineators, with no attachments (e.g. lights). Category 1 devices shall be MASH compliant.

Category 2 includes devices that are not expected to produce significant vehicular velocity change but may otherwise be hazardous. These include vertical panels with lights, barricades, temporary sign supports, and Category 1 devices with attachments (e.g. drums with lights). Category 2 devices shall be MASH compliant.

Category 3 includes devices that are expected to cause significant velocity changes or other potentially harmful reactions to impacting vehicles. These include crash cushions (impact attenuators), truck mounted attenuators, and other devices not meeting the definitions of Category 1 or 2. Category 3 devices manufactured after December 31, 2019 shall be MASH compliant. Category 3 devices manufactured on or before December 31, 2019, and compliant with NCHRP 350, may be used on contracts let before December 31, 2029. Category 3 devices shall be crash tested for Test Level 3 or the test level specified.

Category 4 includes portable or trailer-mounted devices such as sign supports, speed feedback displays, arrow boards, changeable message signs, temporary traffic signals, and area lighting supports. It is preferable for Category 4 devices manufactured after December 31, 2019 to be MASH-16 compliant; however, there are currently no crash tested devices in this category, so it remains exempt from the NCHRP 350 or MASH compliance requirement.

For each type of device, when no more than one MASH compliant is available, an NCHRP 350 compliant device may be used, even if manufactured after December 31, 2019.”

Revise the first paragraph of Section 1106.02(a) of the Standard Specifications to read:

“(a) Lights. Lights shall meet the requirements of Chapter 13 of the “Equipment and Materials Standards of the Institute of Transportation Engineers,” 1998, Institute of Transportation Engineers, and shall be visible on a clear night from a distance of 3000 ft (900 m). Lights are classified as follows.”

Revise Articles 1106.02(g), 1106.02(k), 1106.02(l), and 1106.02(m) of the Standard Specifications to read:

“(g) Truck Mounted/Trailer Mounted Attenuators. The attenuator shall be approved for use at Test Level 3. Test Level 2 may be used for normal posted speeds less than or equal to 45 mph.

(k) Temporary Water Filled Barrier. The water filled barrier shall be a lightweight plastic shell designed to accept water ballast and be on the Department’s qualified product list.

Shop drawings shall be furnished by the manufacturer and shall indicate the deflection of the barrier as determined by acceptance testing; the configuration of the barrier in that test; and the vehicle weight, velocity, and angle of impact of the deflection test. The Engineer shall be provided one copy of the shop drawings.

(l) Movable Traffic Barrier. The movable traffic barrier shall be on the Department’s qualified product list.

Shop drawings shall be furnished by the manufacturer and shall indicate the deflection of the barrier as determined by acceptance testing; the configuration of the barrier in that test; and the vehicle weight, velocity, and angle of impact of the deflection test. The Engineer shall be provided one copy of the shop drawings. The barrier shall be capable of being moved on and off the roadway on a daily basis.

(m) Detectable Pedestrian Channelizing Barricades. The top panel or handrail shall be continuous and there should be at least a 2 in. (50 mm) gap between the hand trailing edge and its support. When visible to vehicular traffic, the top rail shall have alternating white and orange retroreflective stripes sloping at 45 degrees. The bottom panel shall be continuous and have alternating white and orange retroreflective stripes sloping at 45 degrees. Barricade stripes shall be 6 in. (150 mm) in width. The predominant color for other barricade components shall be white, orange, or silver.”

## **GENERAL ELECTRICAL REQUIREMENTS**

Effective: January 1, 2025

This special provision replaces Articles 801.01 – 801.07, 801.09 – 801-16 of the Standard Specifications.

**Definition.** Codes, standards, and industry specifications cited for electrical work shall be by definition the latest adopted version thereof, unless indicated otherwise.

Materials by definition shall include electrical equipment, fittings, devices, motors, appliances, fixtures, apparatus, all hardware and appurtenances, and the like, used as part of, or in connection with, electrical installation.

**Standards of Installation.** Materials shall be installed according to the manufacturer's recommendations, the NEC, OSHA, the NESC, and AASHTO's Standard Specifications for Structural Supports for Highway Signs, Luminaires, and Traffic Signals.

All like materials shall be from the same manufacturer. Listed and labeled materials shall be used whenever possible. The listing shall be according to UL or an approved equivalent.

**Safety and Protection.** Safety and protection requirements shall be as follows.

**Safety.** Electrical systems shall not be left in an exposed or otherwise hazardous condition. All electrical boxes, cabinets, pole handholes, etc. which contain wiring, either energized or non-energized, shall be closed or shall have covers in place and be locked when possible, during nonworking hours.

**Protection.** Electrical raceway or duct openings shall be capped or otherwise sealed from the entrance of water and dirt. Wiring shall be protected from mechanical injury.

**Equipment Grounding Conductor.** All electrical systems, materials, and appurtenances shall be grounded. Good ground continuity throughout the electrical system shall be assured, even though every detail of the requirements is not specified or shown. Electrical circuits shall have a continuous insulated equipment grounding conductor. When metallic conduit is used, it shall be bonded to the equipment grounding conductor, but shall not be used as the equipment grounding conductor.

Detector loop lead-in circuits, circuits under 50 volts, and runs of fiber optic cable will not require an equipment grounding conductor.

Where connections are made to painted surfaces, the paint shall be scraped to fully expose metal at the connection point. After the connection is completed, the paint system shall be repaired to the satisfaction of the Engineer.

Bonding of all boxes and other metallic enclosures throughout the wiring system to the equipment grounding conductor shall be made using a splice and pigtail connection. Mechanical connectors shall have a serrated washer at the contact surface.

All connections to structural steel or fencing shall be made with exothermic welds. Care shall be taken not to weaken load carrying members. Where connections are made to epoxy coated reinforcing steel, the epoxy coating shall be sufficiently removed to facilitate a mechanical connection. The epoxy coating shall be repaired to the satisfaction of the Engineer. Where connections are made to insulated conductors, the connection shall be wrapped with at least four layers of electrical tape extended 6 in. (150 mm) onto the conductor insulation.

**Submittals.** At the preconstruction meeting, the Contractor shall submit a written listing of manufacturers for all major electrical and mechanical items. The list of manufacturers shall be binding, except by written request from the Contractor and approval by the Engineer. The request shall include acceptable reasons and documentation for the change.

**Within 30 calendar days after contract execution, the Contractor shall submit, for approval, through the method as directed in the pre-construction meeting.** Submittals for the materials for each individual pay item shall be complete in every respect. Submittals which include multiple pay items shall have all submittal material for each item or group of items covered by a particular specification, grouped together and the applicable pay item identified. Various submittals shall, when taken together, form a complete coordinated package. A partial submittal will be returned without review unless prior written permission is obtained from the Engineer.

Submittals shall be provided for all items used, temporary and permanent, for review and approval.

Equipment which will be owned and maintained by a local agency other than the State shall be reviewed and approved by that agency prior to submittal to the State. The submittal to the State shall include any comments made by the local agency.

Each PDF document must be a vector format PDF from the originating supplier or program and not scanned images.

The submittal must clearly identify the specific model number or catalog number of the item being proposed.

The submittal shall be properly identified by Pay Item Number, Contractor, route, section, county, and contract number.

**The Contractor shall have reviewed the submittal material and affixed the Contractor's stamp of approval, with date and signature, for each individual item prior to submittal. The Contractor's approval stamp shall be the first page of the submittal.**

Illegible print, incompleteness, inaccuracy, or lack of coordination will be grounds for rejection.

**Items from multiple disciplines shall not be combined on a single submittal and transmittal. Items for lighting, signals, surveillance, and CCTV must be in separate submittals since they may be reviewed by various personnel in various locations.**

The Department may provide a list of pay items broken out by discipline upon request for a particular contract. In general, the disciplines are as follows:

Discipline	Typical Items
ITS	CCTV CCTV structures Communication vaults Fiber optic Fiber optic duct Network equipment
Lighting	Breakaway devices Light poles Light tower Lighting cables Lighting controllers Luminaires Unit duct
Pump Station	All pump station equipment
Signing	Signing
Surveillance	Loop cables Detector equipment & associated structures Ramp metering & associated structures Wireless pavement sensors and assoc. structures Radar detection Data Probing Handholes Dynamic Message Signs (DMS)
Traffic Signal	Controllers/Cabinets Handholes Illuminated signs Pedestrian Push Buttons Signal Cable Signal Detectors Signal Heads Signal Loop Cable Signal Modules Signal Structures
Local Roads Lighting	Same as lighting
Local Roads Traffic Signal	Same as traffic signal
Discipline with the predominate amount of work in contract or ask Engineer.	Raceways Electric cables Junction boxes



The Engineer will review the submittals for conformance with the design concept of the project according to Article 105.04 and the following. The Engineer will stamp the drawings indicating their status as "Approved", "Approved as Noted", "Disapproved", "incomplete", or "Information Only". Since the Engineer's review is for conformance with the design concept only, it shall be the Contractor's responsibility to coordinate the various items into a working system as specified. The Contractor shall not be relieved from responsibility for errors or omissions in the shop, working, or layout drawings by the Engineer's approval thereof. The Contractor shall still be in full compliance with contract and specification requirements.

All submitted items reviewed and marked "Disapproved", "Incomplete" or "Approved as Noted" shall be resubmitted by the Contractor in their entirety, unless otherwise indicated within the submittal comments.

Work shall not begin until the Engineer has approved the submittal. Material installed prior to approval by the Engineer, will be subject to removal and replacement at no additional cost to the Department.

**Certifications.** When certifications are specified and are available prior to material manufacture, the certification shall be included in the submittal information. When specified and only available after manufacture, the submittal shall include a statement of intent to furnish certification. All certificates shall be complete with all appropriate test dates and data.

**Authorized Project Delay.** See Article 801.08

**Maintenance transfer and Preconstruction Inspection:**

General. Before performing any excavation, removal, or installation work (electrical or otherwise) at the site, the Contractor shall request a maintenance transfer and preconstruction site inspection, to be held in the presence of the Engineer and a representative of the party or parties responsible for maintenance of any electrical systems (lighting, ITS, Pump Station, Surveillance, and traffic control systems) which may be affected by the work. The request for the maintenance transfer and preconstruction inspection shall be made no less than fourteen (14) calendar days prior to the desired inspection date. The maintenance transfer and preconstruction inspection shall:

Establish the procedures for formal transfer of maintenance responsibility required for the construction period.

Establish the approximate location and operating condition of the electrical systems which may be affected by the work.

Marking of Existing Cable Systems. The party responsible for maintenance of any existing electrical systems at the project site will, at the Contractor's request, mark and/or stake, once per location, all underground cable routes owned or maintained by the State. A project may involve multiple "locations" where separated electrical systems are involved (i.e. different controllers). The markings shall be taken to have a horizontal tolerance of at least 1 foot (304.8 mm) to either side. The request for the cable locations and marking shall be made at the same time the request for the maintenance transfer and preconstruction inspection is made. The Contractor shall exercise extreme caution where existing buried cable runs are involved. The markings of existing systems are made strictly for assistance to the Contractor and this does not relieve the Contractor of responsibility for the repair or replacement of any cable run damaged in the course of his work, as specified elsewhere herein. Note that the contractor shall be entitled to only one request for location marking of existing systems and that multiple requests may only be honored at the contractor's expense. No locates will be made after maintenance is transferred unless it is at the contractor's expense.

Condition of Existing Systems. The Contractor shall conduct an inventory of all existing electrical system equipment within the project limits, which may be affected by the work, making note of any parts which are found broken or missing, defective or malfunctioning. Megger and load readings shall be taken for all existing circuits which will remain in place or be modified. If a circuit is to be taken out in its entirety, then readings do not have to be taken. The inventory and test data shall be reviewed with and approved by the Engineer and a record of the inventory shall be submitted to the Engineer for the record. Without such a record, all systems transferred to the Contractor for maintenance during construction shall be returned at the end of construction in complete, fully operating condition."

### **Maintenance and Responsibility During Construction.**

Lighting Operation and Maintenance Responsibility. The scope of work shall include the assumption of responsibility for the continuing operation and maintenance of the existing, proposed, temporary, sign and navigation lighting, or other lighting systems and all appurtenances affected by the work as specified elsewhere herein. Maintenance of lighting systems is specified elsewhere and will be paid for separately.

The proposed lighting system must be operational prior to opening the roadway to traffic unless temporary lighting exists which is designed and installed to properly illuminate the roadway.

Electrical Infrastructure During Construction. The scope of work shall include locating and marking the proposed underground infrastructure installed in this contract.

Energy and Demand Charges. The payment of basic energy and demand charges by the electric utility for existing lighting which remains in service will continue as a responsibility of the Owner, unless otherwise indicated. Unless otherwise indicated or required by the Engineer duplicate lighting systems (such as temporary lighting and proposed new lighting) shall not be operated simultaneously at the Owner's expense and lighting systems shall not be kept in operation during long daytime periods at the Owner's expense. Upon written authorization from the Engineer to place a proposed new lighting system in service, whether the system has passed final acceptance or not, (such as to allow temporary lighting to be removed), the Owner will accept responsibility for energy and demand charges for such lighting, effective the date of authorization. All other energy and demand payments to the utility shall be the responsibility of the Contractor until final acceptance.

**Damage to Electrical Systems.** Should damage occur to any existing electrical systems through the Contractor's operations, the Engineer will designate the repairs as emergency or non-emergency in nature.

Emergency repairs shall be made by the Contractor, or as determined by the Engineer, the Department, or its agent. Non-emergency repairs shall be performed by the Contractor within six working days following discovery or notification. All repairs shall be performed in an expeditious manner to assure all electrical systems are operational as soon as possible. The repairs shall be performed at no additional cost to the Department.

Lighting. An outage will be considered an emergency when three or more lights on a circuit or three successive lights are not operational. Knocked down materials, which result in a danger to the motoring public, will be considered an emergency repair.

Temporary aerial multi-conductor cable, with grounded messenger cable, will be permitted if it does not interfere with traffic or other operations, and if the Engineer determines it does not require unacceptable modification to existing installations.

**Marking Proposed Locations.** The Contractor shall mark or stake the proposed locations of all poles, cabinets, junction boxes, pull boxes, handholes, cable routes, pavement crossings, and other items pertinent to the work. A proposed location inspection by the Engineer shall be requested prior to any excavation, construction, or installation work after all proposed installation locations are marked. Any work installed without location approval is subject to corrective action at no additional cost to the Department.

**Inspection of electrical work.** Inspection of electrical work shall be according to Article 105.12 and the following.

Before any splice, tap, or electrical connection is covered in handholes, junction boxes, light poles, or other enclosures, the Contractor shall notify and make available such wiring for the Engineer's inspection.

### **Testing.**

**General.** Before final inspection, the electrical work shall be tested. Tests may be made progressively as parts of the work are completed or may be made when the work is complete. Tests shall be made in the presence of the Engineer. Items which fail to test satisfactorily shall be repaired or replaced. Tests shall include checks of control operation, system voltages, cable insulation, and ground resistance and continuity.

The forms for recording test readings will be available from the Engineer in electronic format. The Contractor shall provide the Engineer with a written report of all test data including the following:

- Voltage Tests
- Amperage Tests
- Insulation Resistance Tests
- Continuity tests
- Resistance of Grounding Electrodes
- Detector Loop Tests

**Lighting systems.** The following tests shall be made.

- (1) Voltage Measurements. Voltages in the cabinet from phase to phase and phase to neutral, at no load and at full load, shall be measured and recorded. Voltage readings at the last termination of each circuit shall be measured and recorded.
- (2) Insulation Resistance. Insulation resistance to ground of each circuit at the cabinet shall be measured and recorded with all loads disconnected. Prior to performance of the insulation resistance test, the Contractor shall remove all fuses within all light pole bases on a circuit to segregate the luminaire loads.

On tests of new cable runs, the readings shall exceed 50 megohms for phase and neutral conductors with a connected load over 20A and shall exceed 100 megohms for conductors with a connected load of 20A or less.

On tests of cable runs which include cables which were existing in service prior to this contract, the resistance readings shall be the same or better than the readings recorded at the maintenance transfer at the beginning of the contract. Measurements shall be taken with a megohm meter approved by the Engineer.

- (3) Loads. The current of each circuit, phase main, and neutral shall be measured and recorded. The Engineer may direct reasonable circuit rearrangement. The current readings shall be within ten percent of the connected load based on material ratings.
- (4) Ground Continuity. Resistance of the system ground as taken from the farthest extension of each circuit run from the controller (i.e. check of equipment ground continuity for each circuit) shall be measured and recorded. Readings shall not exceed 2.0 ohms, regardless of the length of the circuit.
- (5) Resistance of Grounding Electrodes. Resistance to ground of all grounding electrodes shall be measured and recorded. Measurements shall be made with a ground tester during dry soil conditions as approved by the Engineer. Resistance to ground shall not exceed 10 ohms.

**Surveillance.** The following tests shall be made in addition to the lighting system test above.

- (1) Detector Loops. Before and after permanently securing the loop in the pavement, the resistance, inductance, resistance to ground, and quality factor for each loop and lead-in circuit shall be tested.
- (2) The loop and lead-in circuit shall have an inductance between 20 and 2500 microhenries.
- (3) The resistance to ground shall be a minimum of 50 megohms under any conditions of weather or moisture.
- (4) The continuity test of the loop and loop lead-in shall not have a resistance greater than two (2) ohms
- (5) The quality factor (Q) shall be 5 or greater.

Loops which fail to test satisfactorily shall be repaired or replaced.

Telecommunication Cable. Once the telecommunication cable is installed complete with all cable terminations complete the Contractor shall request an end-to-end test. The Contractor shall request the end-to-end test at least 7 days in advance to the TSC Engineer. Any lane closures and/or any other safety measures that need to be taken shall be provided for by the Contractor and shall be considered incidental to the cost of this item. The type of test performed shall be an end-to-end test with Halcyon type equipment transmitting and receiving at each end of the cable. Each pair shall be tested, and the results shall be recorded and submitted to the Engineer. If any results don't fall within the requirements set forth in (REA) PE-39, the Contractor shall correct and re-test that cable pair. Traffic Systems will tolerate only one pair out of every 100 pair of cable that doesn't meet or exceed specifications set forth in (REA) PE-39.

Wireless In-Pavement Detection Systems shall be tested in accordance with the approved testing procedures provided in the catalog cut submittal.

### **Fiber Optic Systems.**

The Contractor shall submit detailed test procedures for approval by the Engineer. All fibers (terminated and un-terminated) shall be tested bi-directionally at both 1310 nm and 1550 nm with both an Optical Time Domain Reflectometer (OTDR) and a power meter with an optical source. For testing, intermediate breakout fibers may be concatenated and tested end-to-end. Any discrepancies between the measured results and these specifications will be resolved to the satisfaction of the Engineer.

Fibers which are not to be terminated shall be tested with a temporary fusion spliced pigtail fiber. **Mechanical splice or bare fiber adapters are not acceptable.**

The Contractor shall provide the date, time and location of any tests required by this specification to the Engineer at least 5 working (7 calendar) days before performing the test. Included with the notification shall be a record drawing of the installed fiber optic cable system. The drawings shall indicate actual installed routing of the cable, the locations of splices, and locations of cable slack with slack quantities identified.

Upon completion of the cable installation, splicing, and termination, the Contractor shall test all fibers for continuity, events above 0.1 dB, and total attenuation of the cable. The test procedure shall be as follows:

A Certified Technician utilizing an Optical Time Domain Reflectometer (OTDR) and Optical Source/Power Meter shall conduct the installation test. The test equipment used shall have been calibrated within the last two years. Documentation shall be provided. The Technician is directed to conduct the test using the standard operating procedures defined by the manufacturer of the test equipment. All fibers installed shall be tested in both directions.

A fiber ring or fiber box shall be used to connect the OTDR to the fiber optic cable under test at both the launch and receive ends. The tests shall be conducted at 1310 and 1550 nm for all fibers.

All testing shall be witnessed by the IDOT Engineer, and a copy of the test results (CD ROM or USB Drive) shall be submitted on the same day of the test. Hardcopies shall be submitted as described herein with copies on CD ROM or USB Drive.

At the completion of the test, the Contractor shall provide copies of the documentation of the test results to the Project Engineer. The test documentation shall be submitted as two bound copies and three CD ROM, or USB drive copies, and shall include the following:

**Cable & Fiber Identification:**

- |                                            |                                                |
|--------------------------------------------|------------------------------------------------|
| • Cable ID                                 | • Operator Name                                |
| • Cable Location - beginning and end point | • Date & Time                                  |
| • Fiber ID, including tube and fiber color | • Setup Parameters                             |
| • Wavelength                               | • Range (OTDR)                                 |
| • Pulse width (OTDR)                       | • Scale (OTDR)                                 |
| • Refractory index (OTDR)                  | • Setup Option chosen to pass OTDR "dead zone" |

**Test Results shall include:**

- |                     |                                                        |
|---------------------|--------------------------------------------------------|
| • OTDR Test results | • Measured Length (Cable Marking)                      |
| • Total Fiber Trace | • Total Length (OTDR)                                  |
| • Splice Loss/Gain  | • Optical Source/Power Meter Total Attenuation (dB/km) |
| • Events > 0.10 dB  |                                                        |

Sample Power Meter Tabulation:

Power Meter Measurements (dB)									
Location		Fiber No.	Cable Length (km)	A to B		B to A		Bidirectional Average	
A	B			1310 nm	1550 nm	1310 nm	1550 nm	1310 nm	1550 nm
		1							
		2							
Maximum Loss									
Minimum Loss									

The OTDR test results file format must be Bellcore/Telcordia compliant according to GR-196-CORE Issue 2, OTDR Data Standard, GR 196, Revision 1.0, GR 196, Revision 1.1, GR 196, Revision 2.0 (SR-4731) in a ".SOR" file format. A copy of the test equipment manufacture's software to read the test files, OTDR and power, shall be provided to the Department. These results shall also be provided in tabular form, see sample below:

Sample OTDR Summary				
Cable Designation:	TCF-IK-03	OTDR Location:	Pump Sta. 67	Date: 1/1/00
Fiber Number	Event Type	Event Location	Event Loss (dB)	
			1310 nm	1550 nm
1	Splice	23500 Ft.	.082	.078
1	Splice	29000 Ft.	.075	.063
2	Splice	29000 Ft.	.091	.082
3	Splice	26000 Ft.	.072	.061
3	Bend	27000 Ft.	.010	.009

The following shall be the criteria for the acceptance of the cable:

Upon completing all splicing operations for a cable span, the Contractor shall measure the mean bi-directional loss at each splice using an Optical Time Domain Reflectometer.

When splices are made between identical cables (same manufacturer and cable type) the average optical loss of each splice shall not exceed 0.10 dB. The average is determined by measuring the splice loss in both directions with an OTDR, adding the two readings, and dividing by two. Testing should be performed for both the 1310 and 1550 nm wavelengths. No individual splice loss measured in a single direction shall exceed 0.15 dB.

When splices are made between cables containing fibers of different mode field diameters, the average optical loss of each splice shall not exceed 0.50 dB. The average is determined by measuring the splice loss in both directions with an OTDR, adding the two readings, and dividing by two. Testing should be performed for both the 1310 and 1550 nm wavelengths. No individual splice loss measured in a single direction shall exceed 0.6 dB.

The Contractor shall measure the end-to-end attenuation of each fiber, from connector to connector, using an optical power meter and source. This loss shall be measured at from both directions and shall not exceed 0.5 dB per installed kilometer of single mode cable. Measurements shall be made at both 1300 and 1550 nm for single mode cable.

For multimode cable, power meter measurements shall be made at 850 and 1300 nm. The end-to-end attenuation shall not exceed 3.8 dB/installed kilometers at 850nm or 1.8 dB per installed kilometer at 1300nm for multimode fibers.

If the total loss exceeds these specifications, the Contractor shall replace or repair the cable run at the no additional cost to the state, both labor and materials. Elevated attenuation due to exceeding the pulling tension, or any other installation operation, during installation shall require the replacement of the cable run at no additional cost to the State, including labor and materials.

All test results shall be furnished to the Engineer seven working days before the date the inspection is scheduled.

**Contract Guarantee.** The Contractor shall provide a written guarantee for all electrical work provided under the contract for a period of six months after the date of acceptance with the following warranties and guarantees.

- (a) The manufacturer's standard written warranty for each piece of electrical material or apparatus furnished under the contract. The warranty for light emitting diode (LED) modules, including the maintained minimum luminance, shall cover a minimum of 120 months from the date of delivery.
- (b) The Contractor's written guarantee that, for a period of six months after the date of final acceptance of the work, all necessary repairs to or replacement of said warranted material or apparatus for reasons not proven to have been caused by negligence on the part of the user or acts of a third party shall be made by the Contractor at no additional cost to the Department.
- (c) The Contractor's written guarantee for satisfactory operation of all electrical systems furnished and constructed under the contract for a period of six months after final acceptance of the work.



The warranty for an uninterruptable power supply (UPS) shall cover a minimum of two years from date the equipment is placed in operation; however, the batteries of the UPS shall be warranted for full replacement for a minimum of five years.

**Record Drawings.** Alterations and additions to the electrical installation made during the execution of the work shall be made on the PDF copy of the as-Let documents using a PDF editor. Hand drawn notations or markups and scanned plans are not acceptable. These drawings shall be updated daily and shall be available for inspection by the Engineer during the work. The record drawings shall include the following:

- Cover Sheet
- The Electrical Maintenance Contract Management System (EMCMS) location designation, i.e. "L" number
- Summary of Quantities, electrical items only
- Legends, Schedules, and Notes
- Plan Sheets
- Pertinent Details
- Single Line Diagrams
- Other useful information useful to locate and maintain the systems.

Any modifications to the details shall be indicated. Final quantities used shall be indicated on the Summary of Quantities. **Foundation depths used shall also be listed.**

As part of the record drawings, the Contractor shall inventory all materials, new or existing, on the project and record information on inventory sheets provided by the Engineer.

The inventory shall include:

- Location of Equipment, including rack, chassis, slot as applicable.
- Designation of Equipment
- Equipment manufacturer
- Equipment model number
- Equipment Version Number
- Equipment Configuration
  - Addressing, IP or other
  - Settings, hardware or programmed
- Equipment Serial Number

The following electronic inventory forms are available from the Engineer:

- Lighting Controller Inventory
- Lighting Inventory
- Light Tower Inspection Checklist
- ITS Location Inventory

The information shall be entered in the forms; handwritten entries will not be acceptable; except for signatures. Electronic file shall also be included in the documentation.

When the work is complete, and seven days before the request for a final inspection, the set of contract drawings, marked "**RECORD DRAWINGS**", shall be submitted to the Engineer for review and approval and shall be stamped with the date and the signature of the Contractor's supervising Engineer or Electrician. The record drawings shall be submitted in PDF format via a mutually agreed to electronic format for review and approval.

In addition to the record drawings, PDF copies of the final catalog cuts which have been Approved and Approved as Noted with applicable follow-up shall be submitted along with the record drawings. **The PDF files shall clearly indicate either by filename or PDF table of contents (bookmarks) the respective pay item number.** Specific part or model numbers of items which have been selected shall be clearly visible.

During the Final Inspection, the Contractor shall provide three sets of electronically produced drawings in a moisture proof pouch to be kept on the inside door of the controller cabinet or other location approved by the Engineer. These drawings shall show the final as-built circuit orientation(s) of the project in the form of a single line diagram with all equipment designations and clearly identified.

Final documentation shall be submitted as a complete submittal package, i.e. record drawings, test results, inventory, etc. shall be submitted at the same time. Partial piecemeal submittals will be rejected without review.

A total of three hardcopies and two CD-ROMs or USB Drives of the final documentation shall be submitted. The identical material shall also be submitted in the same manner as the catalog cut submittals utilizing the following final documentation pay item numbers:

<b>Pay Code</b>	<b>Description</b>	<b>Discipline</b>
FDLRD000	Record Drawings - Lighting	Lighting
FDSRD000	Record Drawings - Surveillance	Surveillance
FDTRD000	Record Drawings - Traffic Signal	Traffic Signal
FDIRD000	Record Drawings - ITS	ITS
FDLCC000	Catalog Cuts - Lighting	Lighting
FDSCC000	Catalog Cuts – Surveillance	Surveillance
FDTCC000	Catalog Cuts – Traffic Signal	Traffic Signal
FDICC000	Catalog Cuts - ITS	ITS
FDLWL000	Warranty - Lighting	Lighting
FDSWL000	Warranty - Surveillance	Surveillance
FDTWL000	Warranty - Traffic Signal	Traffic Signal
FDIWL000	Warranty - ITS	ITS
FDLTR000	Test Results - Lighting	Lighting
FDSTR000	Test Results - Surveillance	Surveillance
FDTTR000	Test Results - Traffic Signal	Traffic Signal
FDITR000	Test Results - ITS	ITS
FDLINV00	Inventory - Lighting	Lighting
FDSINV00	Inventory - Surveillance	Surveillance
FDTINV00	Inventory - Traffic Signal	Traffic Signal
FDIINV00	Inventory - ITS	ITS
FDLGPS00	GPS - Lighting	Lighting
FDSGPS00	GPS - Surveillance	Surveillance
FDTGPS00	GPS - Traffic Signal	Traffic Signal
FDIGPS00	GPS - ITS	ITS

Record Drawings shall include Marked up plans, controller info, Service Info, Equipment Settings, Manuals, Wiring Diagrams for each discipline.

Test results shall be all electrical test results, fiber optic OTDR, and Fiber Optic power meter as applicable for each discipline.

GPS Documentation. In addition to the specified record drawings, the Contactor shall record GPS coordinates of the following electrical components being installed, modified or being affected in other ways by this contract:

- All light poles and light towers.
- Handholes and vaults.
- Junction Boxes
- Conduit roadway crossings.
- Controllers.
- Control Buildings.
- Structures with electrical connections, i.e. DMS, lighted signs.
- Electric Service locations.
- CCTV Camera installations.
- Roadway Surveillance installations.
- Fiber Optic Splice Locations.
- Fiber Optic Cables. Coordinates shall be recorded along each fiber optic cable route every 200 feet.
- Fiber Optic Utility Markers
- All fiber optic slack locations shall be identified with quantity of slack cable included. When sequential cable markings are available, those markings shall be documented as cable marking into enclosure and marking out of enclosure.
- All wireless in-pavement vehicle detectors

Datum to be used shall be North American 1983.

Data shall be provided electronically. The electronic format shall be compatible with MS Excel. Latitude and Longitude shall be in decimal degrees with a minimum of 6 decimal places. Each coordinate shall have the following information:

1. District
2. Description of item
3. Designation
4. Use
5. Approximate station
6. Contract Number
7. Date
8. Owner
9. Latitude
10. Longitude
11. Comments

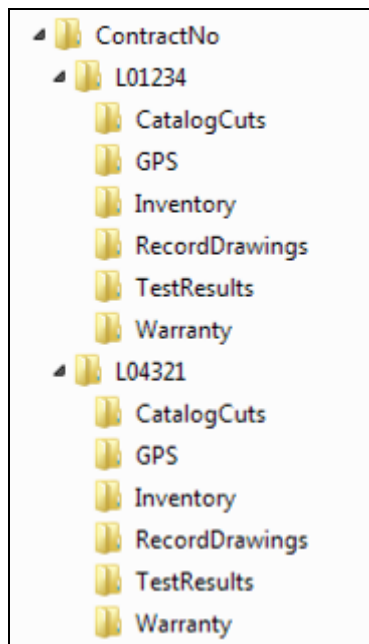
A spreadsheet template will be available from the Engineer for use by the Contractor.

Accuracy. Data collected is to be mapping grade. A handheld mapping grade GPS device shall be used for the data collection. The receiver shall support differential correction and data shall have minimum 5 meter accuracy after post processing.

GPS receivers integrated into cellular communication devices, recreational and automotive GPS devices are not acceptable.

The GPS shall be the product of an established major GPS manufacturer having been in the business for a minimum of 6 years.”

The documents on the CD ROM, or USB Drive shall be organized by the Electrical Maintenance Contract Management System (EMCMS) location designation. If multiple EMCMS locations are within the contract, separate folders shall be utilized for each location as follows:



Extraneous information not pertaining to the specific EMCMS location shall not be included in that particular folder and sub-folder.

The inspection will not be made until after the delivery of acceptable record drawings, specified certifications, and the required guarantees.

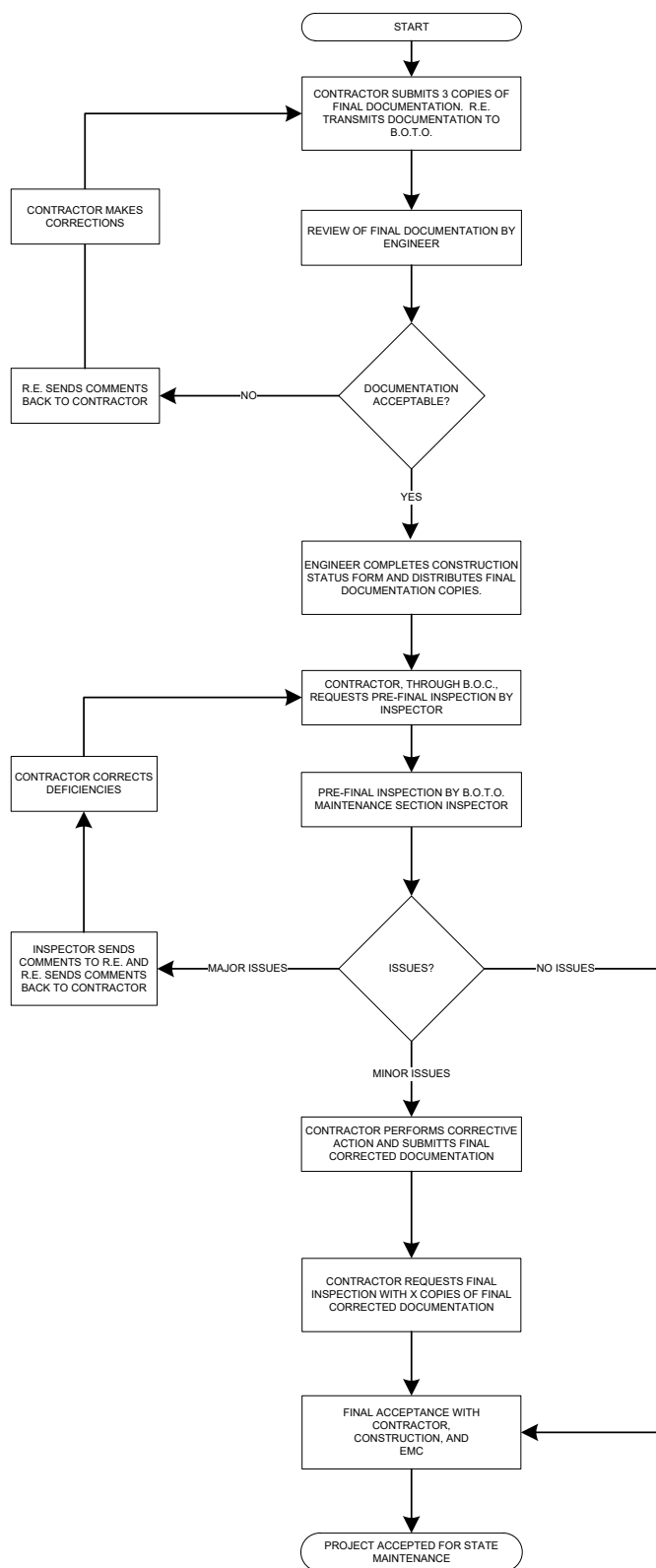
The Final Acceptance Documentation Checklist shall be completed and is contained elsewhere herein.

If CD's are used they shall be labeled as illustrated in the CD Label Template contained herein.

**Acceptance.** Acceptance of electrical work will be given at the time when the Department assumes the responsibility to protect and maintain the work according to Article 107.30 or at the time of final inspection.

When the electrical work is complete, tested, and fully operational, the Contractor shall schedule an inspection for acceptance with the Engineer no less than seven working days prior to the desired inspection date. The Contractor shall furnish the necessary labor and equipment to make the inspection.

A written record of the test readings taken by the Contractor according to Article 801.13 shall be furnished to the Engineer seven working days before the date the inspection is scheduled. Inspection will not be made until after the delivery of acceptable record drawings, specified certifications, and the required guarantees.



**Final Acceptance Documentation Checklist**

LOCATION	
Route	Common Name
Limits	Section
Contract #	County
Controller Designation(s)	EMC Database Location Number(s)

ITEM	Contractor (Verify)	Resident Engineer (Verify)
<b>Record Drawings</b>		
-Three hardcopies (11" x 17")	<input type="checkbox"/>	<input type="checkbox"/>
-Scanned to two CD-ROMs or USB	<input type="checkbox"/>	<input type="checkbox"/>
<b>Field Inspection Tests</b>		
-Voltage	<input type="checkbox"/>	<input type="checkbox"/>
-Amperage	<input type="checkbox"/>	<input type="checkbox"/>
-Cable Insulation Resistance	<input type="checkbox"/>	<input type="checkbox"/>
-Continuity	<input type="checkbox"/>	<input type="checkbox"/>
-Controller Ground Rod Resistance	<input type="checkbox"/>	<input type="checkbox"/>
(Three Hardcopies & scanned to two CD's or USB)		
<b>GPS Coordinates</b>		
-Excel file	<input type="checkbox"/>	<input type="checkbox"/>
(Check Special Provisions, Excel file scanned to two CD's or USB)		
<b>Job Warranty Letter</b>		
(Three Hardcopies & scanned to two CD's or USB)	<input type="checkbox"/>	<input type="checkbox"/>
<b>Catalog Cut Submittals</b>		
-Approved & Approved as Noted	<input type="checkbox"/>	<input type="checkbox"/>
(Scanned to two CD's or USB)		
<b>Lighting Inventory Form</b>		
(Three Hardcopies & scanned to two CD's or USB)	<input type="checkbox"/>	<input type="checkbox"/>
<b>Lighting Controller Inventory Form</b>		
(Three Hardcopies & scanned to two CD's or USB)	<input type="checkbox"/>	<input type="checkbox"/>
<b>Light Tower Inspection Form</b>		
(If applicable, Three Hardcopies & scanned to two CD's or USB)	<input type="checkbox"/>	<input type="checkbox"/>



Three Hardcopies & scanned to two CD's or USB Drives shall be submitted for all items above. The CD ROM shall be labeled as shown in the example contained herein.

**General Notes:**

Record Drawings – The record drawings should contain contract cover sheet, summary of quantities showing all lighting pay item sheets, proposed lighting plans and lighting detail sheets. Submit hardcopies shall be 11" x 17" size. Temporary lighting plans and removal lighting plans should not be part of the set.

Field Inspection Tests – Testing should be done for proposed cables. Testing shall be per standard specifications. Forms shall be neatly filled out.

GPS Coordinates – Check special provisions "General Electrical Requirements". Submit electronic "EXCEL" file.

Job Warranty Letter – See standard specifications.

Cutsheet Submittal – See special provisions "General Electrical Requirements". Scan Approved and Approved as Noted cutsheets.

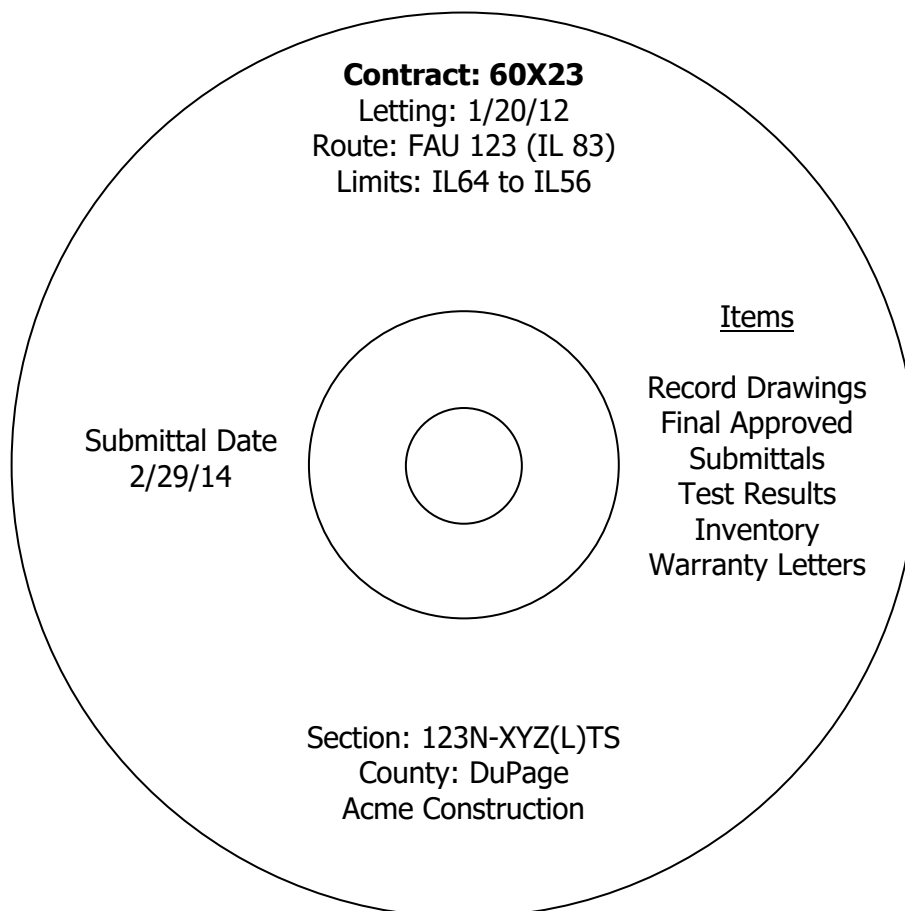
Lighting Inventory Form – Inventory form should include only proposed light poles, proposed light towers, proposed combination (traffic/light pole) lighting and proposed underpass luminaires.

Lighting Controller Inventory Form – Form should be filled out for only proposed lighting controllers.

Light Tower Safety Inspection Form – Form should be filled out for each proposed light tower.

CD LABEL FORMAT TEMPLATE.

**Label must be printed; hand written labels are unacceptable and will be rejected.**



## GENERAL REQUIREMENTS FOR WEED CONTROL SPRAYING

### Experience

The Contractor shall have previous experience with the use of weed control chemicals. He/she shall have had at least three (3) season's experience in ecological restoration and the ability to identify and differentiate between targeted weeds and vegetation to remain. The Contractor shall observe and comply with all sections of the Illinois Custom Spray Law, including licensing. Contractor personnel applying herbicides shall have a valid pesticide applicator license issued by the Illinois Department of Agriculture.

**The licensed pesticide applicator shall attend the preconstruction meeting and submit his/her current license to the Engineer. The licensed pesticide applicator shall be qualified at a minimum in Right-of-Way and Aquatics. The licensed applicator shall work on-site.**

### Equipment

The equipment used shall consist of a vehicle-mounted tank, pump, spray bar and handgun, plus any other accessories needed to complete the specified work. Spraying shall be done through multiple low-pressure flooding or broad jet nozzles mounted on spray bars operated not more than 36" above the ground. If different sizes or types of nozzles are used to make up the spray pattern, the pressure, sizes and capacities shall be adjusted to provide a uniform rate of application for each segment of the spray pattern. Hand spray guns may be used for spraying areas around traffic control devices, lighting standard and similar inaccessible areas. Maximum speed of the spray vehicle during application of chemical shall be ten (10) miles per hour.

Pumps used shall have a volume and pressure capacity range sufficient to deliver the mixture at a pressure to provide the required coverage and to keep the spray pattern full and steady without pulsation or excessive pressure as to cause fogging. Maximum pressure for application shall be 15 PSI. Quick acting shut-off valves and spring-loaded ball check valves shall be provided to stop the spray pattern with a minimum of nozzle drip. In areas where the spray vehicle must traverse the right-of-way, a four-wheel drive vehicle with flotation tires will be required to minimize damage to the ground surface.

Additional equipment used shall consist of swiping gloves, wicks, wands, hand spray guns and/or backpack sprayers, plus any other accessories needed to complete the specified work as directed by the Engineer. Wick applicators, swiping gloves, or other such devices may be required to ensure herbicides are applied only to target species. If hand spray guns used are attached to spray vehicle, maximum speed of the spray vehicle during application of chemical shall be five (5) miles per hour. In areas where a vehicle is needed to traverse the right-of-way, a four-wheel drive vehicle with flotation tires will be required to minimize damage to the ground surface.

Prior to beginning work, the Contractor shall obtain approval from the Engineer of the spraying equipment proposed for completing this work. The proposed equipment shall be in an operational condition and available for inspection by the Engineer at least two (2) weeks prior to the proposed starting time. If requested by the Engineer, the Contractor shall demonstrate the calibration of the equipment.

The equipment must provide consistently uniform coverage and keep the spray mixture sufficiently agitated or the work will be suspended until the equipment is repaired or replaced.

#### Spraying Areas

This work includes roadsides and other types of right-of-way of various widths and gradients. Spray areas often extend more than thirty (30) feet from the edge of the roadway, requiring both spray bar and hand gun applications.

When the description of work requires weed control of a stated species, such as teasel, the chemical shall be applied only to locations where the stated species is present. When the description of work requires general weed control within a bed or area, such as broadleaf weed control in turf, then the chemical shall be applied to the entire bed or area.

#### Exclusion of Spraying Areas

Areas where weed control spraying is inappropriate or detrimental to the environment, desirable planting, or private property shall be excluded from the spray area.

Spraying will not be permitted over any drainage swales or waterways, or other areas where the chemical label prohibits application. Spraying within 150 feet of a natural area or site where endangered or threatened species occur.

#### Responsibility for Prevention of Damage to Private Property

The Contractor shall, at all times, exercise extreme caution to prevent damage to residential plantings, flower or vegetable gardens, vegetable crops, farm crops, orchard or desirable plants adjacent to the roadside.

The Contractor or Department receives a complaint; the Contractor shall contact a complaint within ten (10) days after receiving a claim for damages, either in person or by letter. The Contractor, or his authorized representative, shall make a personal contact with the complainant within twenty (20) days. The Engineer shall also be notified by the Contractor of all claims for damage he received and shall keep the Engineer informed as to the progress in arriving at a settlement for such claims.

#### Communication with the Engineer

The Contractor is required to communicate with the Engineer to receive all required approvals in a timely way and to assure that the Engineer can accurately document the work performed.

**All herbicide application shall be directly supervised by the Engineer for quality assurance and for payment purposes. If the Contractor performs work without the Engineer's supervision, work will not be paid for.**

It shall be the Contractor's responsibility to assure that all chemical containers are opened and added to the spray mixture in the presence of the Engineer.

The Contractor shall obtain approval from the Engineer to proceed with spraying at each location 24 hours prior to the proposed spray operations.

#### Pesticide Application Daily Spray Record

The Contractor will be required to properly track pesticide applications as required by the ILG87 Permit. Reported data from this form will be collected and compiled annually and reported to the IEPA as required.

Within 48 hours of the application of pesticides, including but not limited to herbicides, insecticides, algaecides, and fungicides, the Contractor shall complete and return to the Engineer, Operations form "OPER 2720". OPER 2720 may be found at the following link:

<http://www.idot.illinois.gov/Assets/uploads/files/IDOT-Forms/OPER/OPER%202720.docx>

### **MOWING CYCLE**

#### Description

This work shall consist of mowing all grassed, turfed, and/or temporary seeded areas (approximately 24 ACRES) to a height of 3 inches within project construction limits between March 15 and October 14 to keep floral resources from blooming.

The work required for each mowing cycle must be 100 percent complete upon each inspection. Partial inspections will not be made.

#### Mowing Heights

Vegetated areas are to be mowed to a height of 3 inches. Mower decks shall be set at a height that does not cause scalping or soil disturbance.

#### Frequency

Mowing shall be completed weekly, when the grass reaches a height of 6 inches, or as directed by the Engineer. Mowing must be completed in a timely manner. When the Engineer directs the Contractor to mow, the Contractor must begin mowing operation within 2 days of notice.

#### Equipment

The Contractor shall keep the blades of all mowing equipment sharp and properly equipped for operation along an urban arterial route. The equipment used shall be capable of completely severing all growth at the cutting height and distributing it evenly over the mowed area. Special equipment may be required on steep slopes, in narrow areas, and for trimming around posts, poles, fences, trees, shrubs, seedlings, etc.

The equipment used shall be capable of adequately mowing all areas surrounding existing trees and shredding all regeneration of brush **3 inches** in diameter or less to the satisfaction of the Engineer.

#### Method

All mowing and trimming operations are to proceed in the direction of traffic flow. The cut material shall not be windrowed or left in a lumpy or bunched condition. Additional mowing or trimming may be required to obtain the height specified or to disperse mowed material.

All mowed areas shall be trimmed and finished uniformly to the satisfaction of the Engineer with equipment approved by the Engineer. Disposal of material shall be done in accordance with Article 202.03.

Debris encountered during the mowing operations which hampers the operation or is visible from the roadway shall be removed prior to mowing and disposed of according to Article 202.03. Remove all grass clippings from paved surfaces (Roads, driveways, high mast light tower pads, paved gutters, and paved gore areas.) All trimmings, windrowed material, litter, and trash removal must be complete to the satisfaction of the Engineer. Damage to the turf, such as ruts or wheel tracks more than 2 inches in depth, or other plantings or highway appurtenances caused by the mowing or trimming operation shall be repaired at the Contractor's expense.

#### Method of Measurement

Mowing and trimming will be measured as each at the completion of each mowing cycle. The approximate quantity of acres shall be entirely mowed during this cycle.

#### Basis of Payment

This work will be paid for at the contract unit price per each for MOWING CYCLES. Any additional mowing or trimming required to obtain the height specified or to disperse mowed material will be considered as included in the cost of the initial mowing. Payment for mowing and trimming shall include the cost of all material, equipment, labor, removal, disposal, and incidentals required to complete the work as specified herein and to the satisfaction of the Engineer.

### **SEEDING, CLASS 4 (MODIFIED)**

This work shall consist of preparing the seed bed, placing the seed, and other materials required in the seeding operation in areas as shown in the plans.

All work, materials and equipment shall conform to Section 250 and 1081 of the Standard Specifications except as modified herein.

The Class 4 (Modified) seed mixture shall be supplied in pounds of Pure Live Seed. All native seed species will be local genotype and verified that original seed collection source must originate from a radius of 200 miles from the project site. Fertilizer is not required.

Article 250.07 Seeding Mixtures – Add the following to Table 1:

CLASS – TYPE	SEEDS	PURE LIVE SEED LB/ACRE
4 (Modified) Native Grass		10.0
	Andropogon gerardii (Big Bluestem)	1.0
	Bouteloua curtipendula (Side Oats Grama)	2.0
	Carex bicknellii (Copper-Shouldered Oval Sedge)	0.5
	Elymus canadensis (Canada Wild Rye)	1.0
	Koeleria macrantha (June Grass)	0.5
	Panicum virgatum (Switchgrass)	1.5
	Schizachyrium scoparium (Little Bluestem)	2.5
	Sorghastrum nutans (Indian Grass)	1.0
Temporary Cover		20 (lb/acre)
Fall/Winter:	Elymus canadensis (Canada Wild Rye)	3.0
Spring:	Avena sativa (Annual Oats)	20.0

Variation in the Class 3, 4, 5, or 6 seed quantities or varieties may be allowed in the event of a crop failure or other unforeseen conditions. Quantities of proposed substitutions shall be determined by seed count. The Contractor shall provide for the approval of the Engineer a written description of the proposed changes to the Class 3, 4, 5, or 6 Mixture(s), the reasons for the change, and the name of the seed suppliers who were contacted in an effort to obtain the specified species. Adjustments will be made at no cost to the contract. Approval of substitutes shall in no way waive any requirements of the contract

**Seeding Time:**

Seeding shall be completed between **October 15 to** May 15 but not when raining or when the ground is covered with snow unless prior written approval is received from Engineer. No seed shall be sown when the ground is not in proper condition for seeding. Seeding done outside of this time frame will not be measured for payment unless approved in writing by Engineer in advance.

The Contractor shall schedule work so that final grade is achieved during the specified seeding times. Any seeding must be incorporated into the soil surface, but no deeper than ¼ inch, such as by rangeland type seed drill, harrow, hand rake, or other method approved by the Engineer.

**Bagging, Transporting, and Storing Seed:**

Seed mixtures of the specified classes shall be thoroughly mixed, labeled and bagged by the supplier. Purity and germination tests no older than twelve months old must be submitted for all seed supplied to verify quantities of bulk seed required to achieve LB PLS specified.

Seed shall be thoroughly mixed, labeled and bagged by the supplier. Seed shall be bagged, transported, and stored in such a manner to protect it from damage and to maintain the viability of the seed. All seed mixtures shall be brought to the site in clearly labeled and unopened bags.

Seed shall be adequately protected from rain, temperature extremes, rodents, insects, and other such factors that could adversely affect seed viability during transport or while being stored prior to planting. Bags of seed that are leaking, wet, moldy, or otherwise damaged shall be rejected and promptly removed from the site of work. Prior to application, the Engineer must approve the seed mix in the bags on site.

**Layout of Seeding:**

The Contractor shall be responsible for filed verifying the acreage of the area(s) to be seeded. The amount of seed ordered shall match the area(s) to be seeded during the pending planting season. A minimum of 30 days shall be allowed for seed acquisition, testing, and inspection.

The Contractor shall demarcate all areas to be seeded and estimate quantities of each area to determine the quantity of seed necessary to achieve the specified seed rate per acre. The Contractor shall delineate the perimeter of the seedbed with wooden lathe. The wooden lathe shall remain in place. The contractor shall provide a minimum of seven calendar days notice to the Engineer to allow for review and approval of seeding layout.

**Inspection:**

The Engineer must witness the delivery of seed with original labels attached in the field. A bag ticket must be affixed to each bag of seed upon delivery, and shall not be removed until the Engineer has reviewed and accepted each bag of seed. The label shall bear the dealer's guarantee of mixture and year grown, purity and germination, and date of test.



**Seed Bed Preparation:**

All area(s) to be seeded must be properly prepared prior to planting seed.

Bare earth seeding refers to sowing seed upon soils with no existing vegetative cover. In areas with existing vegetation, the vegetation shall be eradicated as specified or as directed by the Engineer. Seed bed preparation shall not be started until all requirements of Section 212 have been completed. The area to be seeded shall be worked to a minimum depth of 3 in. (75 mm) with a disk, tiller, box rake, or other equipment approved by the Engineer. In areas with heavy soils, tilling or power raking will be required to achieve the proper depth. All soil clods shall be reduced to a size not larger than ½ in. (13 mm) in the largest dimension to create a friable, pulverized topsoil surface suitable for seeding. Dragging the soil surface with the blade of a loader or dozer will not be an acceptable method of seed bed preparation. The prepared surface shall be relatively free of weeds, stones, roots, sticks, debris, rills, gullies, crusting, caking, and compaction. No seed shall be sown until the seed bed has been approved by the Engineer.

**Seeding Methods:**

No seed shall be sown when wind gusts exceed 25 miles per hour or when the ground is not in a proper condition for seeding, nor shall any seed be sown until the purity test has been completed for the seeds to be used, and said tests show that the seed meets the noxious weed seed requirements. All equipment shall be approved by the Engineer prior to being used. Prior to starting work, seeders shall be calibrated and adjusted to sow seeds at the required seeding rate. Equipment shall be operated in a manner to ensure complete coverage of the entire area to be seeded. The Engineer shall be notified 48 hours prior to beginning the seeding operations so that the Engineer may determine by trial runs that a calibration of the seeder will provide uniform distribution at the specified rate per acre.

Seeding Classes 3, 4, 5, and 6 shall be sown with a broadcast seeder or a rangeland type seed drill.

Hand broadcasting and other methods of sowing seed will be allowed in special circumstances as approved by the Engineer. Special circumstances include but are not necessarily limited to steep slopes (over 1:3 (V:H)), inaccessible areas, wet areas, or other unique situations where the use of the specified equipment is not possible.

**Method of Measurement:**

SEEDING, CLASS 4 (MODIFIED) will be measured for payment in acres of surface area of seeding for the seed mix type specified.

**Basis of Payment:** SEEDING, CLASS 4 (MODIFIED) shall be paid at the Contract unit price per acre. Payment shall be in full for seed, planting, and furnishing all labor to complete the work as set forth above.

## SEEDING, CLASS 5 (MODIFIED)

This work shall consist of Seeding of Class 5 (Modified) in areas as shown in the plans or a directed by the Engineer.

All work, materials, and equipment shall conform to Sections 250 and 1081 of the Standard Specifications except as modified herein.

The Class 5 (Modified) seed mixture shall be supplied in labeled bags which the Resident Engineer will inspect prior to opening the bag. All native species will be local genotype and will be from a radius of 200 miles from the project area. The Class 5 (Modified) seed mix shall be supplied with the appropriate inoculants. The seed shall be sown as soon as possible after inoculation. Seed that has been stored more than 30 days after inoculation shall be reinoculated before sowing. Fertilizer is not required.

Article 250.07 Seeding Mixtures – Delete sentence 4. Add the following to Table 1 – Seeding Mixtures:

CLASS – TYPE	SEEDS	LBS/ACRE
5 (Modified) Short Native Forb Mixture:		15.0
	Agastache foeniculum (Lavender Hyssop)	0.15
	Amorpha canescens (Leadplant)	0.15
	Asclepias syriaca (Common Milkweed)	0.10
	Asclepias tuberosa (Butterfly Weed)	0.25
	Baptisia australis (False Indigo)	0.20
	Chamaecrista fasciculata (Partridge Pea)	3.0
	Coreopsis lanceolata (Lance-leaf Coreopsis)	2.0
	Dalea candida (White Prairie Clover)	0.75
	Dalea purpurea (Purple Prairie Clover)	0.75
	Echinacea purpurea (Purple Coneflower)	0.40
	Eryngium yuccifolium (Rattlesnake Master)	0.30
	Eupatorium perfoliatum (Common Boneset)	0.10
	Liatris aspera (Rough Blazing Star)	0.15
	Monarda fistulosa (Wild Bergamot)	0.15

Penstemon digitalis (Foxglove Beard Tongue)	0.45
Rudbeckia hirta (Black-Eyed Susan)	5.0
Ruellia humilis (Wild petunia)	0.15
Symphyotrichum oolentangiense (Sky Blue Aster)	0.15
Verbena stricta (Hoary Vervain)	0.40
Zizia aptera (Heart-leaved Alexander)	0.40

Variation in the Class 3, 4, 5, or 6 seed quantities or varieties may be allowed in the event of a crop failure or other unforeseen conditions. Quantities of proposed substitutions shall be determined by seed count. The Contractor shall provide for the approval of the Engineer a written description of the proposed changes to the Class 3, 4, 5, or 6 Mixture(s), the reasons for the change, and the name of the seed suppliers who were contacted in an effort to obtain the specified species. Adjustments will be made at no cost to the contract. Approval of substitutes shall in no way waive any requirements of the contract.

#### **Seeding Time:**

Seeding shall be completed between **October 15 to May 15** but not when raining or when the ground is covered with snow, unless prior written approval is received from Engineer. No seed shall be sown when the ground is not in proper condition for seeding. Seeding done outside of this time frame will not be measured for payment unless approved in writing by Engineer in advance.

The Contractor shall schedule work so that final grade is achieved during the specified seeding times. Any seeding installed on or after March 1 must be incorporated into the soil surface, but no deeper than ¼ inch, such as by rangeland type seed drill, harrow, hand rake, or other method approved by the Engineer.

#### **Bagging, Transporting, and Storing Seed:**

Seed mixtures of the specified classes shall be thoroughly mixed, labeled and bagged by the supplier. Purity and germination tests no older than twelve months old must be submitted for all seed supplied to verify quantities of bulk seed required to achieve LB PLS specified.

Seed shall be thoroughly mixed, labeled and bagged by the supplier. Seed shall be bagged, transported, and stored in such a manner to protect it from damage and to maintain the viability of the seed. All seed mixtures shall be brought to the site in clearly labeled and unopened bags.

Seed shall be adequately protected from rain, temperature extremes, rodents, insects, and other such factors that could adversely affect seed viability during transport or while being stored prior to planting. Bags of seed that are leaking, wet, moldy, or otherwise damaged shall be rejected and promptly removed from the site of work. Prior to application, the Engineer must approve the seed mix in the bags on site.

**Layout of Seeding:**

The Contractor shall be responsible for filed verifying the acreage of the area(s) to be seeded. The amount of seed ordered shall match the area(s) to be seeded during the pending planting season. A minimum of 30 days shall be allowed for seed acquisition, testing, and inspection.

The Contractor shall demarcate all areas to be seeded and estimate quantities of each area to determine the quantity of seed necessary to achieve the specified seed rate per acre. The Contractor shall delineate the perimeter of the seedbed with wooden lathe. The wooden lathe shall remain in place. The contractor shall provide a minimum of seven calendar days notice to the Engineer to allow for review and approval of seeding layout.

**Inspection:**

The Engineer must witness the delivery of seed with original labels attached in the field. A bag ticket must be affixed to each bag of seed upon delivery, and shall not be removed until the Engineer has reviewed and accepted each bag of seed. The label shall bear the dealer's guarantee of mixture and year grown, purity and germination, and date of test.

**Seed Bed Preparation:**

All area(s) to be seeded must be properly prepared prior to planting seed.

Bare earth seeding refers to sowing seed upon soils with no existing vegetative cover. In areas with existing vegetation, the vegetation shall be eradicated as specified or as directed by the Engineer. Seed bed preparation shall not be started until all requirements of Section 212 have been completed. The area to be seeded shall be worked to a minimum depth of 3 in. (75 mm) with a disk, tiller, box rake, or other equipment approved by the Engineer. In areas with heavy soils, tilling or power raking will be required to achieve the proper depth. All soil clods shall be reduced to a size not larger than ½ in. (13 mm) in the largest dimension to create a friable, pulverized topsoil surface suitable for seeding. Dragging the soil surface with the blade of a loader or dozer will not be an acceptable method of seed bed preparation. The prepared surface shall be relatively free of weeds, stones, roots, sticks, debris, rills, gullies, crusting, caking, and compaction. No seed shall be sown until the seed bed has been approved by the Engineer.

**Seeding Methods:**

No seed shall be sown when wind gusts exceed 25 miles per hour or when the ground is not in a proper condition for seeding, nor shall any seed be sown until the purity test has been completed for the seeds to be used, and said tests show that the seed meets the noxious weed seed requirements. All equipment shall be approved by the Engineer prior to being used. Prior to starting work, seeders shall be calibrated and adjusted to sow seeds at the required seeding rate. Equipment shall be operated in a manner to ensure complete coverage of the entire area to be seeded. The Engineer shall be notified 48 hours prior to beginning the seeding operations so that the Engineer may determine by trial runs that a calibration of the seeder will provide uniform distribution at the specified rate per acre.

All legumes (Canada Milk Vetch, White Prairie Clover, Purple Prairie Clover, White Wild Indigo, and Illinois Bundleflower) shall be inoculated with the proper rhizobial bacteria in the amounts and manner recommended by the seed supplier before sowing or being mixed with other seeds for sowing. The inoculant shall be furnished by the Contractor and shall be approved by the Engineer.

Seeding Classes 3, 4, 5, and 6 shall be sown with a broadcast seeder or a rangeland type seed drill.

Hand broadcasting and other methods of sowing seed will be allowed in special circumstances as approved by the Engineer. Special circumstances include but are not necessarily limited to steep slopes (over 1:3 (V:H)), inaccessible areas, wet areas, or other unique situations where the use of the specified equipment is not possible.

**Method of Measurement:**

SEEDING, CLASS 5 (MODIFIED) will be measured for payment in acres of surface area of seeding for the seed mix type specified.

**Basis of Payment:**

SEEDING, CLASS 5 (MODIFIED) shall be paid at the Contract unit price per acre. Payment shall be in full for seed, planting, and furnishing all labor to complete the work as set forth above.

**SHEET PILE REMOVAL, SPECIAL**

No specific information about sheet piling that may be encountered is included. Abandoned sheet piling or vertical sheet plates may consist of any material type, material properties and dimensions. Walers, bracing, anchors and other structural components tied to the sheet piling may be encountered. All abandoned steel sheet piling or plates that conflicts with the construction of proposed elements shall be removed to elevations described herein at a minimum. When allowed by the Engineer, the Contractor may elect to cut off a portion of the sheet piling leaving the remainder in place. Removed sheet piling components shall become the property of the Contractor. The Contractor shall exercise extreme caution not to damage elements of existing structures, pavements or other items not specifically identified for removal. Any damage to the existing elements or adjacent utilities and/or properties is the responsibility of the Contractor and Contractor shall repair any such damage to the satisfaction of the Department and at no cost to the Department.

**Method of Measurement.**

SHEET PILE REMOVAL, SPECIAL shall be measured for payment in place prior to removal per square foot of sheet piling to be removed, regardless of sheet piling dimensions or properties

**Basis of Payment**

Removal of sheet piling will be paid for at the contract unit price per square foot for SHEET PILE REMOVAL, SPECIAL which payment shall be full compensation for the work described herein and as directed by the Engineer.

## **SHOULDER RUMBLE STRIP REMOVAL**

### Description.

This work shall consist of the milling of existing shoulder rumble strips constructed in hot-mix asphalt shoulders, and the furnishing and placement of hot-mix asphalt in the milled area, prior to placing traffic onto the shoulder in a construction stage. This work shall take place per the limits shown on the Plans and/or as directed by the Engineer.

### General.

The nominal depth of milling of the hot-mix asphalt shoulders shall be 2 inches. Unless otherwise shown in the Plans, the width of milling shall be four (4) feet, measured from the mainline pavement longitudinal joint between the mainline pavement and the adjoining shoulder. After removing all millings from the milled limits, the surface shall have a tack coat applied in accordance with Article 406.05(c) of the Standard Specifications. The milled area shall then be filled with hot-mix asphalt surface course and compacted flush with the adjoining pavement and shoulder surfaces. The mix to be used for this item shall be the Hot Mix Asphalt Surface Course, Mix D, N70, unless otherwise specified in the Contract.

### Method of Measurement.

SHOULDER RUMBLE STRIP REMOVAL will be measured for payment in square yards. Any portion of this work constructed outside the dimensions shown on the Plans or as directed by the Engineer will not be measured for payment.

### Basis of Payment.

This work will be paid at the contract unit price per square yard for SHOULDER RUMBLE STRIP REMOVAL, which payment shall constitute full compensation for milling the designated portion of hot-mix asphalt shoulder; cleaning the milled area and removing all debris; applying tack coat, furnishing, placing and compacting hot-mix asphalt surface mix; and for all labor, equipment, tools and incidental necessary to complete the work as specified.

## **STABILIZED CONSTRUCTION ENTRANCE**

This work shall consist of the furnishing, installation, maintenance and removal of STABILIZED CONSTRUCTION ENTRANCE which is used to reduce or eliminate the tracking of sediment onto public rights-of-way or streets. The work also includes disposal of all materials used in the construction of the STABILIZED CONSTRUCTION ENTRANCE. Construction entrances shall be used in conjunction with the stabilization of construction roads and other exposed areas.

**Materials.** All materials shall conform to the applicable requirements of Materials, Division 1000 of the Standard Specifications:

- Coarse Aggregate, CA 3 Article 1004.01
- Filter Fabric Article 1080.03
- Geocell: The cellular confinement system shall be a flexible web system such as Presto
- Products Companies GEOWEB GW30V8, or an approved equal.
- Corrugated Steel Pipe Article 1006.01

**Construction Requirements.** The Contractor shall maintain continuous surveillance and shall continuously maintain, realign, or repair STABILIZED CONSTRUCTION ENTRANCE as shown on the Contract Plans and documents and/or as directed by the Engineer that are displaced or damaged by water, traffic, Contractor operations or any other cause. This may require periodic top dressing with additional aggregate as directed by the Engineer.

Topsoil shall be removed, corrugated steel pipe (PIPE CULVERT TEMPORARY) (if needed) and filter fabric placed, and the geocell installed and staked in accordance with the manufacturer's recommendations. The geocell shall be filled with aggregate base course using CA 3 and methods and equipment recommended by the manufacturer.

The upper 4 inches of the entrance shall be constructed in accordance with the applicable requirements of Section 351 of the Standard Specifications using CA 3. When the STABILIZED CONSTRUCTION ENTRANCE is no longer required, all aggregate used in its construction shall be removed and used or disposed as specified in Article 202.03 of the Standard Specifications, the Contract Plans and documents, and/or as directed by the Engineer. All other materials used in its construction shall become the property of the Contractor and shall be removed from the right of way.

**Method of Measurement.** This work will be measured for payment and the area calculated in square yards. Aggregate used for maintenance top dressing of the entrance shall be considered as included in the contract unit price for STABILIZED CONSTRUCTION ENTRANCE.

**Basis of Payment.** Payment for STABILIZED CONSTRUCTION ENTRANCE will be made at the Contract unit price per square yard, measured as specified, and PIPE CULVERT TEMPORARY at the Contract unit price per foot of pipe, of type and diameter (or equivalent round size) specified.

## TEMPORARY LIGHTING CONTROLLER

Description. This work shall consist of furnishing and installing an electrical control cabinet with control devices, distribution equipment, and wiring for control of roadway lighting in accordance with the lighting controller detail as shown on the plans.

**Materials.** Materials shall be according to the following Articles of Division 1000 – Standard Specifications for Road and Bridge Construction.

<u>Item</u>	<u>Section/Article</u>
(a) Lighting Controller	Article 1068.01
(b) Grounding for Lighting	Section 1087
(c) Transformers, General Purpose	Article 1068.02
(d) Lightning Protection – Lighting	Article 1065.02
(e) Wood Pole	Article 1069.04

## Construction Requirements.

### Installation.

- (a) General. The lighting controller shall be located as shown on the plans. The Contractor shall confirm the location and orientation of the door side with the Engineer, prior to installing the controller support. Each controller shall be set on a prepared wood support as shown on the plan Drawings
- (b) All conduit entrances into each controller shall be field drilled and attachment made with waterproof hubs. The removable metal bottom plate shall be sealed with a rodent and dust/moisture barrier.
- (c) Roadway lighting branch circuit conductors shall be brought into the controller panelboard and be terminated at their respective circuit breakers as indicated in the plans. The conductors shall be neatly arranged in the gutters for ease in tracing.
- (d) Electric utility service conductors shall be brought into the meter socket or disconnect switch as indicated in the plans or as directed by the Engineer.

Grounding. A ground rod and connecting wire shall be installed for each controller in accordance with the lighting controller detail shown on the plans and Section 806 of Standard Specifications for Road and Bridge Construction.

Method of Measurement. This work shall be measured each for TEMPORARY LIGHTING CONTROLLER and shall include furnishing, installing, shipping, handling, labor, tools, equipment and appurtenances necessary for a complete and operational unit as indicated on the drawings and as approved by the Engineer.

Basis of Payment. This work shall be paid for at the contract unit price each for TEMPORARY LIGHTING CONTROLLER.



## **TEMPORARY WOOD POLE, 60 FT, CLASS 4, 15 FT. MAST ARM**

**Description.** This work shall consist of furnishing and installing temporary wood poles complete with a mast arm when specified and all hardware and accessories required for the intended use of the pole. This work shall be done in accordance with the applicable portions of Section 830 of the Standard Specifications.

**Basis of Payment.** This work will be paid for as follows:

- a) Temporary wood poles with mast arms will be paid for at the contract unit price per each TEMPORARY WOOD POLE, of the length, class and arm type specified.
- b) Temporary wood poles will be paid for at the contract unit price per each TEMPORARY WOOD POLE, of the length specified.

## **TRAFFIC CONTROL PLAN (D1)**

Effective: September 30, 1985

Revised: January 1, 2007

Traffic Control shall be according to the applicable sections of the Standard Specifications, the Supplemental Specifications, the "Illinois Manual on Uniform Traffic Control Devices for Streets and Highways", any special details and Highway Standards contained in the plans, and the Special Provisions contained herein.

Special attention is called to Article 107.09 of the Standard Specifications and the following Highway Standards, Details, Quality Standard for Work Zone Traffic Control Devices, Recurring Special Provisions and Special Provisions contained herein, relating to traffic control.

The Contractor shall contact the District One Bureau of Traffic at least 72 hours in advance of beginning work.

### **STANDARDS:**

701101-05	OFF-ROAD OPERATIONS, MULTILANE, 15' TO 24" FROM PAVEMENT EDGE
701106	OFF-ROAD OPERATIONS, MULTILANE, MORE THAN 15' AWAY
701400	APPROACH TO LANE CLOSURE, FREEWAY/EXPRESSWAY
701416	LANE CLOSURE, FREEWAY/ EXPRESSWAY, WITH CROSSOVER AND BARRIER
701422	LANE CLOSURE, MULTILANE, FOR SPEEDS $\geq$ 45 MPH TO 55 MPH
701426	LANE CLOSURE, MULTILANE, INTERMITTENT OR MOVING OPERATION, FOR SPEEDS $\geq$ 45 MPH
701901	TRAFFIC CONTROL DEVICES
704001	TEMPORARY CONCRETE BARRIER
725001	OBJECT AND TERMINAL MARKERS
780001	TYPICAL PAVEMENT MARKINGS
781001	TYPICAL APPLICATIONS RAISED REFLECTIVE PAVEMENT
782006	GUARDRAIL AND BARRIER WALL REFLECTOR MOUNTING DETAILS

**DETAILS:**

TC-10	TRAFFIC CONTROL AND PROTECTION FOR SIDE ROADS, INTERSECTIONS, AND DRIVEWAYS
TC-11	RAISED REFLECTIVE PAVEMENT MARKERS (SNOW PLOW RESISTANT)
TC-13	DISTRICT ONE TYPICAL PAVEMENT MARKINGS
TC-14	TRAFFIC CONTROL AND PROTECTION AT TURN BAYS (TO REMAIN OPEN TO TRAFFIC)
TC-16	SHORT TERM PAVEMENT MARKING LETTERS AND SYMBOLS
TC-22	ARTERIAL ROAD INFORMATION SIGN

**SPECIAL PROVISIONS:**

VEHICLE AND EQUIPMENT WARNING LIGHTS (BDE)  
TRAFFIC CONTROL AND PROTECTION (ARTERIALS)  
MAINTENANCE OF ROADWAYS  
PUBLIC CONVENIENCE AND SAFETY (D1)  
TEMPORARY INFORMATION SIGNING  
WORK ZONE TRAFFIC CONTROL DEVICES (BDE)  
SHORT TERM AND TEMPORARY PAVEMENT MARKINGS (BDE)  
RAISED REFLECTIVE PAVEMENT MARKER, REFLECTOR REMOVAL  
RAISED REFLECTIVE PAVEMENT MARKER, REFLECTOR REPLACEMENT  
SHOULDER RUMBLE STRIP REMOVAL

**REMOVAL OF TEMPORARY LIGHTING CONTROLLER, NO SALVAGE**

Description. This item shall consist of disconnection, removal and disposal of temporary lighting controller in accordance with the Standard Specifications for Road and Bridge Construction adopted January 1, 2022, Section 845 except as specified within.

Construction Requirements.

General. Removal of the temporary lighting controller shall include the removal of the cabinet, enclosed electrical equipment, the wood pole and all other miscellaneous items associated with the lighting controller. The temporary lighting controller and all items associated with the controller shall become property of the Contractor and shall be removed from the site.

Method Of Measurement. Each temporary lighting controller which is removed will be counted as a unit for payment.

Basis Of Payment. This work shall be paid for at the contract unit price per each for REMOVAL OF TEMPORARY LIGHTING CONTROLLER, NO SALVAGE

## **WEED CONTROL, NATIVE LANDSCAPE ENHANCEMENT**

Modified: February 3, 2018

### Description.

This work shall consist of controlling and/or removing weeds (woody and herbaceous) growing within native landscapes (prairies, savannahs, woodlands, wetlands, etc.). Various methods of weed control (hand weeding, hand trimming, spot spraying, wicking, etc.) may be required depending on the location, type of weeds, and size of weed infestation. These selective weed control areas may not be able to be treated with typical large roadside herbicide spraying equipment. Locations for Weed Control, Native Landscape Enhancement shall be designated by the Engineer.

The undesirable weeds (invasive tree saplings (ie: buckthorn, honeysuckle, tree of heaven, etc.), teasel, thistle, phragmites, etc.) shall be removed and/ or treated with the appropriate weed control method approved by the Engineer prior to the start of work per location. Multiple weed species may be treated during each site visit. All herbicides shall be approved by the Engineer prior to the start of work.

All weed control areas shall be completed to the satisfaction of the Engineer with equipment, method, and/or herbicide approved by the Engineer. Disposal of material shall be done in accordance with Article 202.03.

### Schedule.

The dates for optimum Weed Control, Native Landscape Enhancement shall be as directed by the Engineer. Individual weed species may be targeted and shall be spot sprayed during the appropriate growth stage. Weed control must be completed in a timely manner. When the Engineer directs the Contractor to control the weeds, the Contractor must begin the weed control operation within 7 days of notice.

### Equipment and Herbicides.

Special equipment such as backpack sprayers, hand sprayers, and hand pruners may be required to conduct spot herbicide treatments and manual removal of weeds in small areas. All equipment shall be approved by the Engineer. The Contractor shall submit for approval labels for all proposed herbicides, including the following, prior to starting work:

1. The chemical names of the compound and the percentage by weight of the ingredients.
2. A statement that the material will form a satisfactory emulsion for use when diluted with water for normal spraying conditions.
3. A statement that the herbicide, when mixed with water, will be completely soluble and dispersible and remain in suspension with continuous agitation.
4. A statement describing the products proposed for use when the manufacturer requires that surfactants, drift control agents, or other additives be used with the product. These tank mix additives shall be used as specified by the manufacturer. Required additives will not be paid for separately.

**All material shall be brought to the spray area in the original, unopened containers supplied by the manufacturer.**

Application Rate.

Follow manufacturer's recommendation for the various herbicides.

Method.

All weed control operations are to proceed in the direction of traffic flow.

If weeds or other undesirable vegetation threatens to introduce seed into naturalized areas, smother planted species, or in case of weeds exceeding growth of planted species, at the direction of the Engineer, the weeds shall be: spot sprayed, wicked, hand trimmed or uprooted, raked and removed from the area. Weeds shall be removed in a manner that does not damage the underlying native grasses and forbs.

The cut material from common reed (*Phragmites australis*), teasel species (*Dipsacus* spp.), and thistle species (*Cirsium* spp.) shall be removed and disposed of according to Article 202.03.

Remove litter, including plastic bags, paper, bottles, etc. prior to weed control. All weeds, litter, and debris removal must be complete to the satisfaction of the Engineer and disposed of according to Article 202.03. Damage to the native vegetation, such as ruts or wheel tracks more than 2 inches in depth, other plantings, or highway appurtenances caused by the weed control enhancement operation shall be repaired at the Contractor's expense and to the satisfaction of the Engineer.

Method of Measurement.

The work will be measured in units of 1 (one) square acre of surface area cared for to the satisfaction of the Engineer.

If the inspection discloses any work as being unsatisfactory, the Engineer will give the Contractor the necessary instructions for correction of same, and the Contractor shall immediately comply with such instructions and correct the unsatisfactory work within 7 calendar days. Removal and disposal of debris will not be measured separately but shall be considered included.

Areas not meeting the satisfaction of the Engineer shall not be measured for payment. Plan quantities are estimates only. Actual quantities will be measured in place. Agreement to plan quantities will not be allowed.

Basis of Payment.

This work will be paid for at the contract unit price per ACRE for WEED CONTROL, NATIVE LANDSCAPE ENHANCEMENT. Payment for Weed Control, Native Landscape Enhancement shall include all materials, equipment, labor, removal, disposal and incidentals required to complete the work as specified herein and to the satisfaction of the Engineer.

### **COFFERDAM (TYPE 1) (IN-STREAM/WETLAND WORK) (D1)**

Effective: January 1, 2019

Revised: August 15, 2022

Description. This work shall be performed in accordance with Section 502.06 of the Standard Specifications for Road and Bridge Construction, except as herein modified. The work shall consist of the preparation of an in-stream/wetland work plan and the installation, maintenance, removal and disposal of the temporary cofferdam(s) to isolate the work area from water within regulated wetlands and Waters of the U.S. (WOUS) in accordance with the authorized U.S. Army Corps of Engineers (USACE) Section 404 Permit and the General Conditions of the current Nationwide Permit Program.

Materials. Materials shall be in accordance with the USACE Section 404 Permit and General Conditions of the current Nationwide Permit Program.

Construction Requirements. Construction shall be in accordance with Article 502.06(a) of the Standard Specifications for Road and Bridge Construction and in accordance with the authorized USACE Section 404 Permit. For Cofferdam - Type 1, it is anticipated the design will be based on the flow requirement as shown in the plans and per the General Conditions of the current Nationwide Permit Program.

The Contractor shall be responsible for diverting the water flow from the construction area using a method meeting the approval of the Engineer and in accordance with the authorized USACE Section 404 Permit and General Conditions of the current Nationwide Permit Program.

This project requires a USACE Section 404 Permit prior to the start of work. All conditions of the Section 404 Permit must be followed. As a condition of the Section 404 Permit, the Contractor will be required to submit an In-Stream/Wetland Work Plan to the Department for approval. The USACE defines and determines in-stream/wetland work within the WOUS.

Method of Measurement. This work will be measured for payment in units of Each where Each is defined as a plan detailed stage of bridge, culvert or other construction for which a temporary in-stream cofferdam(s) is required. If staged construction is not detailed/specified on the plans, this work will be measured as a total of One Each.

Basis of Payment. This work will be paid for at the contract unit price per each for COFFERDAM (TYPE 1) (IN-STREAM/WETLAND WORK).

## **MOWING (SPECIAL)**

Modified: October 1, 2024

Description: This work shall consist of mowing and or hand trimming areas of large stands of aggressive herbaceous vegetation to a height of 6". It shall take place in very difficult to mow areas that may consist of one or more of the following scenarios: narrow spaces less than 2 feet wide, steep slopes greater than 2:1, excessive debris and brush, areas of permanently wet conditions, and/or areas of uneven ground. These areas may not be able to be mowed with typical roadside mowing equipment.

Schedule and Height of Mowing: As directed by the Engineer.

Equipment: The equipment may include mowers, boom mowers, or mechanical brush cutters used to cut trees and woody plants. The Contractor shall keep all mowing equipment sharp and properly equipped for operation within an urban arterial route. It shall be capable of completely severing all growth at the cutting height and distributing it evenly over the mowed area. Special equipment may be required to cut weed trees and brush up to **3 inches** diameter on steep slopes, in narrow areas, and for trimming around posts, poles, trees, shrubs, seedlings, along fences and concrete retaining walls, etc.

Method: All mowing and trimming operations are to proceed in the direction of traffic flow. The cut material shall not be windrowed or left in a lumpy or bunched condition. All drain inlets must be kept clean and draining freely. Additional mowing or trimming may be required to obtain the height specified or to disperse mowed material. When amount of grass is heavy, cut grass shall be removed to prevent destruction of underlying turf. If weeds or other undesirable vegetation threatens to smother planted species, or in case of weeds exceeding growth of planted species, at the direction of the Engineer, the weeds shall be uprooted, raked, and removed from the area. No more than 1/3 of the total growth of grass shall be cut off at one time and only when plants are dry, and soil is not wet.

Remove litter, including plastic bags, paper, bottles, etc. prior to mowing. Debris encountered during the mowing operations, including the cut material from *Phragmites* species and Teasel species, shall be removed, and disposed of according to Article 202.03. All trimmings, windrowed material, litter, and debris removal must be complete to the satisfaction of the Engineer. Damage to the turf, such as ruts or wheel tracks more than 2 inches (50 MM) in depth, scalping of the mowed areas, or other plantings or highway appurtenances caused by the mowing or trimming operation shall be repaired at the Contractor's expense and to the satisfaction of the Engineer.

Method of Measurement: Mowing and trimming will be measured in acres of surface area mowed.

Basis of Payment: This work will be paid for at the contract unit price per acre for MOWING (SPECIAL). Any additional mowing or trimming required to obtain the height specified or to disperse mowed material will be considered as included in the cost of the initial mowing. Payment for mowing and trimming shall include the cost of all material, equipment, labor, removal, disposal, and incidentals required to complete the work as specified herein and to the satisfaction of the Engineer.

## **STUMP REMOVAL ONLY**

Special attention is called to this item since the Contractor will, in this case, be required to remove stumps only. The trees have previously been removed by others. All excess chips and debris from this operation shall be removed from State right-of-way. This work shall be done in accordance with Section 201 of the Standard Specifications. The entire tree stump shall be removed to the satisfaction of the Engineer.

Method of Measurement: Stumps to be removed shall be measured per unit of diameter where one unit is equal to 1 in and measured two inches from the edge of the top of the stump. When paid as acre, the entire area shown on the plans and as directed by the Engineer will be used in computing the acres.

Basis of Payment: Stump removal shall be paid for at the contract unit price per unit diameter for STUMP REMOVAL ONLY and per acre for STUMP REMOVAL, ACRES.

## **TREE REMOVAL, ACRES (SPECIAL)**

MODIFIED: AUGUST 9, 2021

Project objectives and general requirements:

- 100% removal via mechanical and/or hand cutting methods of woody plant material (trees and shrubs).
- Disposal of all cut trees, shrubs, and chips should be hauled off-site.
- Wood chips shall be removed and not blown back onto the site.
- Preservation of all native shrubs and trees that are marked with green flagging.
- Damages to existing vegetation to remain, such as broken limbs, frayed limbs, or other plantings or roadside appurtenances caused by the Contractor's tree removal or trimming operations shall be repaired at the Contractor's expense to the satisfaction of the Engineer.
- Protection of soils from compaction, erosion, and disturbance are the Contractor's responsibility prior to start of work. Any damage caused by Contractor including but not limited to tire ruts, damage to turf, damage to drainage swales, damage to trails, damage to road pavement, etc. shall be repaired by the Contractor at the Contractor's expense to the satisfaction of the Engineer.
- Tree Removal, Acres (Special) shall include removal of typical amounts of litter and debris encountered during tree removal operations.
- No slash shall be left in drainage ways and be blocking drainage structures. No slash shall be left in piles.
- The Engineer shall have the ultimate authority to approve the final condition of slash. In areas where seeding will take place the use of a forestry mower to manage minor woody vegetation, grind slash, stumps under 6", and any remaining woody plant debris down to the surface of the soil to prepare the site for future seeding.
- The Engineer shall have the ultimate authority to approve the final condition of slash. In areas where seeding will not take place, slash is acceptable at a maximum depth of no more than two (2) inches to act as a mulch.
- Tree debris, logs, equipment, etc. should not be stored within clear zone.
- All cut trees and shrubs shall be removed off site within 24 hours.

### **Project Preparation**

This shall include preparation of a clearing access plan and identification of sensitive natural resources. Mechanical clearing operations shall not begin until the Engineer indicates that ground conditions are appropriate to commence mechanical work.

Contractor shall contact the Roadside Development Unit at 847-705-4171, at least 2 weeks prior to beginning forestry work for layout.

Contractor shall furnish at time of layout the following as requested: wooden lathe, neon pink ribbon, neon green ribbon, pink marking paint.

A site visit prior to work shall be arranged with the Contractor, Tree Removal Contractor, the Engineer, and the Roadside Development Unit to do a walk through to review vegetation to protect and remain. Extreme care shall be taken when conducting work within the work site to lessen damage to native vegetation to remain.

### **Submittals**

Contractor shall provide the Engineer with a list of herbicides, surfactants, water conditioners, dyes, pH balancers, and other chemicals and adjuvants to be used for implementation of this project for prior approval.

Prior to commencement of any work, submit to the Engineer a written description of all mechanical equipment and its intended use during the execution of the work for prior approval.

### **Tree Removal and Initial Cut Stump Treatment**

All cutting of material shall be completed via mechanical (e.g., tracked skid-loaders, forestry mowers) and/or hand cutting (chain saws, clearing saws) methods. Any mechanized clearing equipment must be approved for use on the work site prior to its implementation.

In general, mechanical cutting equipment with all steel tracks or a ground pressure rating of greater than 9.0 psi will not be allowed unless the Contractor can adequately demonstrate that the use of such equipment will not cause adverse rutting/soil compaction to the work site and will not damage the pavement adjacent to the work site.

The Engineer may specify certain areas as "HAND CLEAR ONLY" to be avoided by mechanical equipment or access paths. In these areas, the Contractor is prohibited from using mechanical clearing equipment due to sensitive site conditions.

All woody trees and shrubs over two (2) feet in height of any diameter, including protruding stumps or fallen trees within the defined area shall be removed. Any woody vegetation under two (2) feet in height shall be treated with a foliar herbicide or resprout herbicide.

Branches on remaining trees shall be pruned off up to **eight (8) feet** from the ground.



All stumps shall be cut flat with no sharp points, and less than two (2) inches of surrounding grade shall be treated with an approved resprout herbicide mixed with a marking dye within twenty-four (24) hours of the tree being cut to prevent regrowth from those stumps.

All herbicides shall be applied according to the manufacturer's label specifications. Contractor personnel applying the resprout herbicide shall have a valid pesticide applicator license issued by the Illinois Department of Agriculture.

The resprout herbicide shall be approved by the Engineer. Resprout herbicide shall be labeled to control woody species present within clearing areas. Resprout herbicide shall be included in the cost of TREE REMOVAL, ACRES (SPECIAL).

The Contractor shall maintain copies at the project site of all current pesticide herbicide labels and Material Safety Data Sheets (MSDS) for all chemicals utilized during completion of the work.

**Method of Measurement:** TREE REMOVAL, ACRES (SPECIAL) will be measured in units of 1 square acre. Plan quantities are estimates only. Actual quantities will be measured in place. Agreement to plan quantities will not be allowed.

If the inspection discloses any work as being unsatisfactory, the Engineer will give the Contractor the necessary instructions for correction of same, and the Contractor shall immediately comply with such instructions and correct the unsatisfactory work within forty-eight (48) hours. Work that is not acceptable on the inspection date will not be measured for payment. Individual areas will not be measured for payment if any portion of the area has not been completed to the satisfaction of the Engineer.

**Basis of Payment:** Tree removal shall be paid for at the contract unit price per acre for TREE REMOVAL, ACRES (SPECIAL). Payment for TREE REMOVAL, ACRES (SPECIAL) shall include the cost of all material, equipment, labor, removal, herbicide application, disposal, cleanup, and incidentals required to complete the work as specified herein and to the satisfaction of the Engineer.

## ROCKFILL

Effective: January 1, 2010

Revised: April 1, 2022

Description. This work shall consist of the furnishing and placement of rockfill where unstable and/or unsuitable materials have been removed below the plan bedding grade of proposed cast-in-place and/or precast concrete box culverts. This work shall be done as shown on the plans and as directed by the Engineer.

**Materials.** Materials shall meet the following requirements of the Standard Specifications:

<u>Item</u>	<u>Section</u>
CA 07 and CA 11	1004
Rockfill	1005

The gradation of rockfill shall be selected based on the following table:

Material: Crushed Stone, Crushed Gravel, and Crushed Concrete

Sieve Size	<u>Option 1</u> Percent Passing	<u>Option 2</u> Percent Passing
3 inches (75 mm)	100	
2 1/2 inches (63 mm)	95 ± 5	100
2 inches (50 mm)	60 ± 15	93 ± 7
1 1/2 inches (37.5 mm)	15 ± 15	55 ± 20
1 inch (25 mm)	3 ± 3	8 ± 8
1/2 inch (12.5 mm)		3 ± 3

Geotechnical fabric for ground stabilization shall be nonwoven and meeting the requirements of Article 1080.02 of the Standard Specifications may be necessary dependent upon subgrade soil conditions. The Engineer shall make the determination if Geotechnical fabric utilization is necessary.

**Construction Requirements.** Unstable and/or unsuitable soil shall be excavated according to Article 502.11 of the Standard Specifications. Rockfill shall be placed following the excavation of the unstable and/or unsuitable material. The maximum nominal thickness when compacted shall be 24 in. (600 mm). Each lift of aggregate shall be compacted to the satisfaction of the Engineer.

The rockfill shall be capped with material meeting the aggregate gradations of CA 07 or CA 11 according to Article 1004.01. The minimum cap thickness shall be 3 in. (75 mm).

The fabric, if required, shall be installed according to the applicable portions of Section 210 of the Standard Specifications.

**Method of Measurement.** Rockfill will be measured for payment in cubic yards (cubic meters).

Geotechnical fabric for ground stabilization will be measured for payment according to Article 210.05 of the Standard Specifications.

**Basis of Payment.** Rockfill will be paid for at the contract unit price per cubic yard (cubic meter) for ROCKFILL.

Geotechnical fabric for ground stabilization will be paid for according to Article 210.06 of the Standard Specifications. When the contract does not contain a pay item for the fabric and this item is required, it will be paid for according to Article 109.04 of the Standard Specifications.

Box culverts, removal and disposal of unstable and unsuitable materials, porous granular bedding material, and the excavation required for bedding will be paid for according to Section 540 of the Standard Specifications.

## **ROCK FILL - FOUNDATION**

**Description.** This work consists of constructing a layer of rock fill below culverts or spread footings having unstable or unsuitable soil conditions. When shown on the plans, the rock fill limits and thickness shall be confirmed by the Engineer prior to excavating below the theoretical top of rock fill line.

**Materials.** Materials shall meet the requirements of the following Articles of the Standard Specifications:

CA-6 and CA-7 1004.04

Rock fill 1005.01

**Construction.** All rock fill shall be well graded. The gradation of rock fill shall be selected based on layer thickness as shown below:

Less than or equal to 3 ft Stone Riprap RR 1

Greater than 3 ft Primary Crusher Run or Shot Rock (18" max size)

The method of rock fill placement shall be approved by the Engineer. Rock fill shall be capped according to application as shown below:

Spread Footing 4 to 6 inches CA-6

Cast-In-Place Box Culverts 6 inches CA-7

Pre-Cast Box Culverts Porous Granular Bedding Material (Article 540.06)

Pre-Cast Pipe Culverts 4 to 6 inches Fine Aggregate (Article 542.04(c))

The rock fill and cap shall be compacted to the satisfaction of the Engineer.

**Basis of Payment.** This work will be measured and paid for at the contract unit price per cubic yard for ROCK FILL – FOUNDATION. The contract price for ROCK FILL – FOUNDATION shall include aggregate materials and aggregate material placement.

Excavation for the rock fill will be performed in accordance with section 502 and measured according to Article 502.12 (b). The excavation will be paid for at the contract unit price per cubic yard for REMOVAL AND DISPOSAL OF UNSUITABLE MATERIALS FOR STRUCTURES.

## **UNDERGROUND RACEWAYS**

Effective: March 1, 2015

Revise Article 810.04 of the Standard Specifications to read:

“Installation. All underground conduits shall have a minimum depth of 30-inches (700 mm) below the finished grade.”

Add the following to Article 810.04 of the Standard Specifications:

“All metal conduit installed underground shall be Rigid Steel Conduit unless otherwise indicated on the plans.”

Add the following to Article 810.04 of the Standard Specifications:

“All raceways which extend outside of a structure or duct bank but are not terminated in a cabinet, junction box, pull box, handhole, post, pole, or pedestal shall extend a minimum of 300 mm (12”) or the length shown on the plans beyond the structure or duct bank. The end of this extension shall be capped and sealed with a cap designed for the conduit to be capped.

The ends of rigid metal conduit to be capped shall be threaded, the threads protected with full galvanizing, and capped with a threaded galvanized steel cap.

The ends of rigid nonmetallic conduit and coilable nonmetallic conduit shall be capped with a rigid PVC cap of not less than 3 mm (0.125”) thick. The cap shall be sealed to the conduit using a room-temperature-vulcanizing (RTV) sealant compatible with the material of both the cap and the conduit. A washer or similar metal ring shall be glued to the inside center of the cap with epoxy, and the pull cord shall be tied to this ring.”

## **HIGHMAST LUMINAIRE, LED**

Effective: July 1, 2021

### Description.

This work shall consist of furnishing and installing a highmast LED luminaire as shown on the plans, as specified herein.

### General.

The luminaire including the housing, driver and optical assembly shall be assembled in the U.S.A. The luminaire shall be assembled by and manufactured by the same manufacturer. The luminaire shall be mechanically strong and easy to maintain. The size, weight, and shape of the luminaire shall be designed so as not to incite detrimental vibrations in its respective structure and it shall be compatible with the mounting arm. All electrical and electronic components of the luminaire shall comply with the requirements of Restriction of Hazardous Materials (RoHS) regulations. The luminaire shall be listed for wet locations by an NRTL and shall meet the requirements of UL 1598 and UL 8750.

The luminaire shall be designed and manufactured for high mast tower use. It shall be designed to withstand constant 80 mph (130 km/hr) wind speeds and 104 mph (167 km/hr) gusts and the physical stresses associated with such duty including shocks and vibrations.

### Submittal Requirements.

The Contractor shall also the following manufacturer's product data for each type of luminaire:

1. Descriptive literature and catalogue cuts for luminaire, LED driver, and surge protection device. Completed manufacturer's luminaire ordering form with the full catalog number provided
2. LED drive current, total luminaire input wattage and total luminaire current at the system operating voltage or voltage range and ambient temperature of 25 C.
3. LED efficacy per luminaire expressed in lumens per watt (l/w).
4. Initial delivered lumens at the specified color temperature, drive current, and ambient temperature.
5. IES file associated with each submitted luminaire in the IES LM-63 format.
6. Computer photometric calculation reports as specified and in the luminaire performance table.

7. TM-15 BUG rating report.
8. Isofootcandle chart with max candela point and half candela trace indicated.
9. Documentation of manufacturers experience and verification that luminaires were assembled in the U.S.A. as specified.
10. Written warranty.

Upon request by the Engineer, submittals shall also include any or all the following:

- a. TM-21 calculator spreadsheet (XLSX or PDF format) and if available, TM-28 report for the specified luminaire or luminaire family. Both reports shall be for 50,000 hours at an ambient temperature of 77 °F (25 °C).
- b. LM-79 report with National Voluntary Laboratory Accreditation Program (NVLAP) current at the time of testing in PDF format inclusive of the following: isofootcandle diagram with half candela contour and maximum candela point; polar plots through maximum plane and maximum cone; coefficient of utilization graph; candela table; and spectral distribution graph and chromaticity diagram.
- c. LM-80 report for the specified LED package in PDF format and if available, LM-84 report for the specified luminaire or luminaire family in PDF format. Both reports shall be conducted by a laboratory with NVLAP certification current at the time of testing.
- d. AGi32 calculation file matching the submittal package.
- e. In Situ Temperature Measurement Test (ISTMT) report for the specified luminaire or luminaire family in PDF format.
- f. Vibration test report in accordance with ANSI C136.31 in PDF format.
- g. ASTM B117/ASTM D1654 (neutral salt spray) test and sample evaluation report in PDF format.
- h. ASTM G154 (ASTM D523) gloss test report in PDF format.
- i. LED drive current, total luminaire input wattage, and current over the operating voltage range at an ambient temperature of 77 °F (25 °C).
- j. Power factor (pf) and total harmonic distortion (THD) at maximum and minimum supply and at nominal voltage for the dimmed states of 70%, 50%, and 30% full power.
- k. Ingress protection (IP) test reports, conducted according to ANSI C136.25 requirements, for the driver and optical assembly in PDF format.

- l. Installation, maintenance, and cleaning instructions in PDF format, including recommendations on periodic cleaning methods.
- m. Documentation in PDF format that the reporting laboratory is certified to perform the required tests.

A sample luminaire shall also be provided upon request of the Engineer. The sample shall be as proposed for the contract and shall be delivered by the Contractor to the District Headquarters. After review, the Contractor shall retrieve the luminaire.

#### Manufacturer Experience.

The luminaire shall be designed to be incorporated into a lighting system with an expected 20 year lifetime. The luminaire manufacturer shall have a minimum of 33 years' experience manufacturing HID roadway luminaires and shall have a minimum of seven (7) years' experience manufacturing LED roadway luminaires. The manufacturer shall have a minimum of 25,000 total LED roadway luminaires installed on a minimum of 100 separate installations, all within the U.S.A.

#### Housing.

Material. The luminaire shall be a single device not requiring on-site assembly for installation. The driver for the luminaire shall be integral to the unit.

Finish. The luminaire shall have a baked acrylic enamel finish. The color of the finish shall be gray, unless otherwise indicated.

The finish shall have a rating of six or greater according to ASTM D1654, Section 8.0 Procedure A – Evaluation of Rust Creepage for Scribed Samples after exposure to 1000 hours of testing according to ASTM B117 for painted or finished surfaces under environmental exposure.

The luminaire finish shall have less than or equal to 30% reduction of gloss according to ASTM D523 after exposure of 500 hours to ASTM G154 Cycle 6 QUV® accelerated weathering testing.

The luminaire shall slip-fit on a 2 to 2 3/8 in. (50 to 60 mm) O.D. pipe arm and shall have a barrier to limit the amount of insertion. The mounting shall be fully coordinated with the luminaire mounting method indicated in plans.

All external surfaces shall be cleaned in accordance with the manufacturer's recommendations and be constructed in such a way as to discourage the accumulation of water, ice, and debris.

The effective projected area of the luminaire shall not exceed 2.1 sq. ft.

The total weight including accessories, shall not exceed 80 lbs (36.3 kg). If the weight of the luminaire is less than 20 lb (9.07 kg), weight shall be added to the mounting arm or a supplemental vibration damper installed as approved by the Engineer.

A passive cooling method with no moving, rotating parts, or liquids shall be employed for heat management.

The luminaire shall include a fully prewired, 7-pin twist lock ANSI C136.41-compliant receptacle. Unused pins shall be connected as directed by the Manufacturer and as approved by the Engineer. A shorting cap shall be provided with the luminaire that is compliant with ANSI C136.10.

Vibration Testing. All luminaires shall be subjected to and pass vibration testing requirements at "3G" minimum zero to peak acceleration in accordance with ANSI C136.31 requirements using the same luminaire. To be accepted, the luminaire housing, hardware, and each individual component shall pass this test with no noticeable damage and the luminaire must remain fully operational after testing.

Labels. An internal label shall be provided indicating the luminaire is suitable for wet locations and indicating the luminaire is an NRTL listed product to UL1598 and UL8750. The internal label shall also comply with the requirements of ANSI C136.22.

An external label consisting of two black characters on a white background with the dimensions of the label and the characters as specified in ANSI C136.15 for HPS luminaires. The first character shall be the alphabetical character representing the initial lumen output as specified in Table 1 of Article 1067.06(c). The second character shall be the numerical character representing the transverse light distribution type as specified in IES RP-8 (i.e. Types 1, 2, 3, 4, or 5).

Hardware. All hardware shall be stainless steel or of other corrosion resistant material approved by the Engineer.

Luminaires shall be designed to be easily serviced, having fasteners such as quarter-turn clips of the heavy spring-loaded type with large, deep straight slot heads, complete with a receptacle and shall be according to military specification MIL-f-5591.

All hardware shall be captive and not susceptible to falling from the luminaire during maintenance operations. This shall include lens/lens frame fasteners as well hardware holding the removable driver and electronic components in place.

Provisions for any future house-side external or internal shielding should be indicated along with means of attachment.

Circuiting shall be designed to minimize the impact of individual LED failures on the operation of the other LED's.

Wiring. Wiring within the electrical enclosure shall be rated at 600v, 105°C or higher.



#### Driver.

The driver shall be integral to the luminaire shall be capable of receiving an indefinite open and short circuit output conditions without damage.

The driver shall incorporate the use of thermal foldback circuitry to reduce output current under abnormal driver case temperature conditions and shall be rated for a lifetime of 100,000 hours at an ambient temperature exposure of 77 °F (25 °C) to the luminaire. If the driver has a thermal shut down feature, it shall not turn off the LEDs when operated at 104 °F (40 °C) or less.

The driver shall have an input voltage range of 120 to 277 volts ( $\pm 10\%$ ) or 347 to 480 volts ( $\pm 10\%$ ) according to the contract documents. When the driver is operating within the rated input voltage range and in an un-dimmed state, the power factor measurement shall be not less than 0.9 and the THD measurement shall be no greater than 20%.

The driver shall meet the requirements of the FCC Rules and Regulations, Title 47, Part 15 for Class A devices with regard to electromagnetic compatibility. This shall be confirmed through the testing methods in accordance with ANSI C63.4 for electromagnetic interference.

The driver shall be dimmable using the protocol listed in the Luminaire Performance Table shown in the contract.

Surge Protection. The luminaire shall comply the requirements of ANSI C136.2 for electrical transient immunity at the "Extreme" level (20KV/10KA) and shall be equipped with a surge protective device (SPD) that is UL1449 compliant with indicator light. An SPD failure shall open the circuit to protect the driver.

#### LED Optical Assembly

The optical assembly shall have an IP66 or higher rating in accordance with ANSI C136.25. The circuiting of the LED array shall be designed to minimize the effect of individual LED failures on the operation of other LEDs. All optical components shall be made of glass or a UV stabilized, non-yellowing material.

The optical assembly shall utilize high brightness, long life, minimum 70 CRI, 4,000K color temperature (+/-300K) LEDs binned in accordance with ANSI C78.377. Lenses shall be UV-stabilized acrylic or glass.

Lumen depreciation at 50,000 hours of operation shall not exceed 15% of initial lumen output at the specified LED drive current and an ambient temperature of 25° C.

The luminaire may or may not have a glass lens over the LED modules. If a glass lens is used, it must be a flat lens. Material other than glass will not be acceptable. If a glass lens is not used, the LED modules may not protrude lower than the luminaire housing.

The optical assembly shall be capable of being rotated 360 degrees around its vertical axis. The luminaire shall be equipped with identifying markings to indicate the mounted orientation. Luminaire installation shall include engraved banding of the mounting arms to designate proper orientation.

The assembly shall have individual serial numbers or other means for manufacturer tracking.

#### Photometric Performance.

Luminaires shall be tested according to IESNA LM-79. This testing shall be performed by a test laboratory holding accreditation from the National Institute of Standards and Technology (NIST) National Voluntary Laboratory Accreditation Program (NVLAP) for the IESNA LM-79 test procedure.

Data reports as a minimum shall yield an isofootcandle chart, with max candela point and half candela trace indicated, maximum plane and maximum cone plots of candela, a candlepower table (house and street side), a coefficient of utilization chart, a luminous flux distribution table, spectral distribution plots, chromaticity plots, and other standard report outputs of the above-mentioned tests.

The luminaire shall have a BUG rating of Back Light B3 or less, Up Light rating of U0, and a Glare rating of G3 or less unless otherwise indicated in the luminaire performance table.

#### Photometric Calculations.

Calculations. Submitted report shall include a luminaire classification system graph with both the recorded lumen value and percent lumens by zone along with the BUG rating according to IESNA TM-15.

Complete point-by-point luminance and veiling luminance calculations as well as listings of all indicated averages and ratios as applicable shall be provided in accordance with IESNA RP-8 recommendations. Lighting calculations shall be performed using AGi32 software with all luminance calculations performed to one decimal place (i.e. x.x cd/m<sup>2</sup>). Uniformity ratios shall also be calculated to one decimal place (i.e. x.x:1). Calculation results shall demonstrate that the submitted luminaire meets the lighting metrics specified in the project Luminaire Performance Table(s). Values shall be rounded to the number of significant digits indicated in the luminaire performance table(s).

All photometry must be **photopic**. Scotopic or mesopic factors will not be allowed. The AGi32 file shall be submitted at the request of the Engineer.

## IDOT DISTRICT 1 LUMINAIRE PERFORMANCE TABLE ROADWAY LIGHTING

### GIVEN CONDITIONS

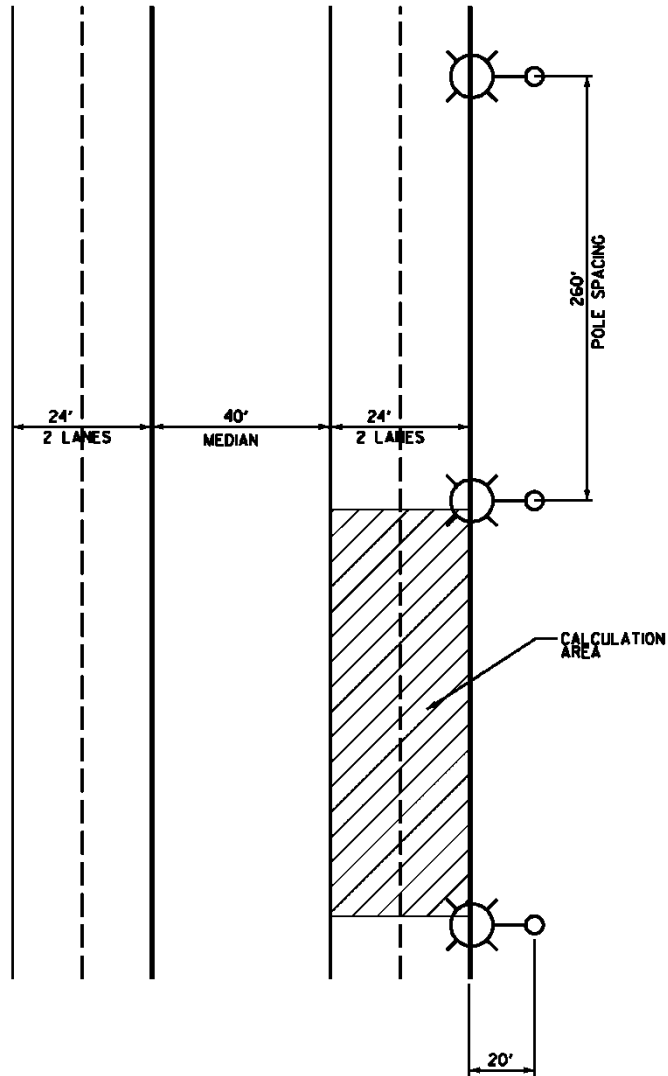
Roadway Data	Pavement Width	24	Ft
	Number of Lanes Left of Median	2	
	Number of Lanes Right of Median	2	
	Lane Width	12	Ft
	Median Width	40	Ft
	IES Surface Classification	R3	
	Q-Zero Value	0.07	
Mounting Data	Mounting Height	70	Ft
	Mast Arm Length	15	Ft
	Set-Back from Edge of Pavement	20	Ft
Luminaire Data	Source	LED	
	Color Temperature	4000	°K
	Lumens	53,000	Min
	Pay Item Lumen Designation	I	
	BUG Rating	B3/B4-U0-G5	
	IES Vertical Distribution	Short	
	IES Control of Distribution	Cutoff	
	IES Lateral Distribution	IV	
Tower Layout Data	Total Light Loss Factor	0.70	
	Spacing	260	Ft
	Configuration	See Diagram	
	Number of Luminaires per Tower		

**NOTE:** Variations from the above specified I.E.S. distribution pattern may be requested, and acceptance of variations will be subject to review by the Engineer based on how well the performance requirements are met.

### PERFORMANCE REQUIREMENTS

**NOTE:** These performance requirements shall be the minimum acceptable standards of photometric performance for the luminaire, based on the given conditions listed above.

Roadway Luminance	Average Luminance, $L_{AVE}$ (Max)	0.9	Cd/m <sup>2</sup>
	Average Luminance, $L_{AVE}$ (Min)	0.6	Cd/m <sup>2</sup>
	Uniformity Ratio, $L_{AVE}/L_{MIN}$	3.5	Max
	Uniformity Ratio, $L_{MAX}/L_{MIN}$	6.0	Max
	Veiling Luminance Ratio, $L_V/L_{AVE}$	0.3	Max



### Independent Testing

When a contract has 50 or more luminaires of the same type (distribution type and lumen output/wattage), that luminaire type shall be independently tested, unless otherwise noted. The quantity of luminaires to be tested shall be as specified in the following table.

<b>Contract Quantity</b>	<b>Luminaires to be Tested</b>
1-49	0 (unless otherwise noted)
50-100	2
101-150	3
151-200	4
201-250	5
251-300	6
301-350	7

Testing is not required for temporary lighting luminaires.

The Contractor shall coordinate the testing with the contract schedule considering submittal, manufacturing, testing, and installation lead-times and deadlines.

The Electrical Engineer shall select from all the project luminaires at the Contractor's or distributor's storage facility, within District 1, the luminaires for testing. In all cases, the selection of luminaires shall be a random selection from the entire completed lot of luminaires required for the contract. Selections from partial lots will not be allowed. An additional luminaire shall also be selected for physical inspection by the Engineer at the District Headquarters. This luminaire will be available for the Contractor to pick up at a later date to be installed under this contract. This luminaire is in addition to the luminaire required as a part of the submittal process specified elsewhere.

Alternative selection process. With the Engineer's prior approval, the Contractor shall provide a list of luminaire serial numbers for all the luminaires. The Engineer shall make a random selection of the required number of luminaires for testing from the serial numbers. That luminaire must then be photographed clearly showing the serial number prior to shipment to the selected and approved testing laboratory. The testing laboratory shall include a photograph of the luminaire along with the test results directly to the Engineer.

Luminaires shall be tested at a National Voluntary Laboratory Accreditation Program (NVLAP) accredited laboratory approved for each of the required tests. The testing facility shall not be associated in any way, subsidiary or otherwise, with the luminaire manufacturer. All costs associated with luminaire testing shall be included in the bid price of the luminaire.

The selection of the proposed independent laboratory shall be presented with the information submitted for review and approval.

The testing performed shall include photometric and electrical testing.

**All tests shall be conducted at the luminaire system operating voltage of 240 volts unless specified differently in the contract plans.**

Photometric testing shall be according to IES recommendations, performed with a goniophotometer and as a minimum, shall yield an isofootcandle chart, with max candela point and half candela trace indicated, an isocandela diagram, maximum planned and maximum cone plots of candela, a candlepower table (House and street side), a coefficient of utilization chart, a luminous flux distribution table, BUG rating report, and complete calculations based on specified requirements and test results.

Electrical testing shall conform to NEMA and ANSI standards and, as a minimum shall include a complete check of wiring connections and a table of characteristics showing input amperes, watts, power factor, total harmonic distortion and LED drive current.

Two copies of the summary report and the test results including IES photometric files (including CD-ROM) shall be certified by the test laboratory and shall be sent by certified mail directly to the Engineer.

To: District Engineer  
Attn: Bureau Chief of Traffic Operations  
Illinois Department of transportation  
201 West center Ct.  
Schaumburg, IL 60196

The package shall state "luminaire test reports" and the contract number clearly.

A copy of this material shall be sent to the Contractor and the Resident Engineer at the same time.

Photometric performance shall meet or exceed that of the specified values. If the luminaire does not meet the specified photometric values, the luminaire has failed regardless of whether the test results meet the submitted factory data.

Should any of the tested luminaires of a given type, and distribution fail to satisfy the specifications and perform according to approved submittal information, the luminaire type of that distribution type and wattage shall be unacceptable and be replaced by alternate equipment meeting the specifications with the submittal and testing process repeated in their entirety; or corrections made to achieve required performance.

In the case of corrections, the Contractor shall advise the Engineer of the proposed corrections and shall request a repeat of the specified testing and, if the corrections are deemed reasonable by the Engineer, the testing process shall be repeated in its entirety.

The number of luminaires to be tested shall be the same quantity as originally tested as required in the above table.

Retesting, should it become necessary, shall not be grounds for additional compensation or extension of time

Submittal information shall include a statement of intent to provide the testing as well as a request for approval of the chosen laboratory.

### Installation.

Each luminaire shall be installed according to the luminaire manufacturer's recommendations.

Luminaires shall be leveled/adjusted before being energized. When mounted on a tenon, care shall be exercised to assure maximum insertion of the mounting tenon. Each luminaire shall be checked to assure compatibility with the project power system. When the night-time check of the lighting system by the Engineer indicates that any luminaires are mis-aligned, the mis-aligned luminaires shall be corrected at no additional cost.

No luminaire shall be installed prior to approval. Where independent testing is required, full approval will not be given until complete test results, demonstrating compliance with the specifications, have been reviewed and accepted by the Engineer.

Each luminaire and optical assembly shall be free of all dirt, smudges, etc. Should the optical assembly require cleaning, a luminaire manufacturer approved cleaning procedure shall be used.

Luminaires having asymmetrical photometric distributions shall be carefully oriented with respect to the roadway as indicated on the plans and as directed by the Engineer. The Contractor shall confirm all luminaire orientations with the Engineer prior to installation.

For horizontal mounts having rotating optical assemblies, after the orientation of each mast arm tenon is inspected and approved by the Engineer, the position shall be permanently marked in a manner acceptable to the Engineer. The luminaire shall then be leveled to the plane of the luminaire ring.

When the luminaire position and orientation has been confirmed and approved by the Engineer, the luminaire shall be anchored with a minimum size 1/4-20NC stainless steel bolt installed through tapped holes in the tenon and mounting bracket of the luminaire. The bolt shall not penetrate into the tenon more than 1/4 in. (6 mm). Counterweights on un-used tenons shall be mounted in a similar manner. Pre-installed wire on the tower ring shall have the ends of each wire capped at the tenon with butt type crimp-connectors for un-used tenons. The wires shall then be re-inserted into the tenon end and the tenon end shall be capped.

Warranty.

The entire luminaire and all component parts shall be covered by a 10-year warranty. Failure is when one or more of the following occur:

- 1) Negligible light output from more than 10 percent of the discrete LEDs.
- 2) Significant moisture that deteriorates performance of the luminaire.
- 3) Driver that continues to operate at a reduced output due to overheating.

**The warranty period shall begin on the date of luminaire delivery.** The Contractor shall verify that the Resident Engineer has noted the delivery date in the daily diary. Copy of the shipment documentation shall be submitted.

The replacement luminaire shall be of the same manufacturer, model, and photometric distribution as the original.

Method of Measurement.

The rated initial minimum luminous flux (lumen output) of the light source, as installed in the luminaire, shall be according to the following table for each specified output designation.

<b>Designation Type</b>	<b>Minimum Initial Luminous Flux</b>
H	25,200
I	47,250
J	63,300
K	80,000+

Where delivered lumens is defined as the minimum initial delivered lumens at the specified color temperature. Luminaires with an initial luminous flux less than the values listed in the above table will not be acceptable even if they meet the requirements given in the Luminaire Performance table shown in the contract.

Basis of Payment.

This work will be paid for at the contract unit price per each for **TEMPORARY LUMINAIRE, LED, HIGHMAST, OUTPUT DESIGNATION I.**



### **EROSION CONTROL BLANKET, SPECIAL (WILDLIFE SAFE)**

This Special Provision revises Section 251 of the Standard Specifications for Road and Bridge Construction to eliminate the use of Excelsior Blanket for Erosion Control Blanket. This work shall consist of furnishing, transporting, and placing 100 % biodegradable erosion control blanket over seeded areas as detailed on the plans, according to Section 251 except as modified herein.

Delete the first and second paragraph of Article 1081.10(a) Excelsior Blanket and substitute the following:

Excelsior blanket shall consist of a machine produced mat of wood excelsior of 100 percent, 6 in. (150 mm) or longer fiber length. The wood from which the excelsior blanket is cut shall be properly cured to achieve adequately curled and barbed fibers.

The blanket shall be of consistent thickness, with the fiber evenly distributed over the entire area of the blanket. The excelsior blanket shall be covered on the top side with a 90 - day 100 percent biodegradable, plastic-free netting. Netting material shall be made of natural fiber, including coir (coconut husk fibers), jute or sisal, not altered by synthetic materials. Netting shall be "leno-weave" with movable joints (not fixed or welded), allowing each opening between vertical and horizontal twines in the netting stretchable and thus reducing the wildlife entanglement potential. Degradable, photodegradable, UV-degradable, oxo-degradable, or oxo-biodegradable plastic netting (including polypropylene, nylon, polyethylene, and polyester) are **not** acceptable alternatives. The netting shall be substantially adhered to the excelsior blanket by a knitting process using biodegradable thread. The netting shall also be entwined with the excelsior blanket for maximum strength and ease of handling.

Delete the first paragraph of Article 1081.10 (b) Knitted Straw Mat and substitute the following:

Knitted Straw Mat. Knitted straw mat shall be a machine-produced mat of 100% clean, weed free agricultural straw. The blanket shall be of consistent thickness with the straw evenly distributed over the entire area of the blanket with a functional longevity of up to 12 months. The blanket shall be covered on top and bottom sides with a 100% biodegradable woven natural organic fiber netting. No plastic netting will be allowed. Netting shall be "leno-weave" with movable joints (not fixed or welded). The netting consists of machine directional strands formed from two intertwined yarns with cross directional strands interwoven through the twisted machine strands to form an approximate 0.50 x 1.0 - inch (1.27 x 2.54 cm) mesh. The blanket shall be sewn together with flexible joints on 1.50 - inch (3.81 cm) centers with biodegradable thread. The blanket shall be manufactured with a colored thread stitched along both outer edges (approximately 2 - 5 inches (5 - 12.5cm) from the edge) as an overlap guide for adjacent mats.

Delete the second paragraph of Article 1081.10(c) (1) Excelsior Blanket and substitute the following:

Both the top and bottom sides of each blanket shall be covered with 100 percent biodegradable, plastic-free netting. Netting material shall be made of natural fiber, including coir (coconut husk fibers), jute or sisal, not altered by synthetic materials. Netting shall be "leno-weave" with movable joints (not fixed or welded). The netting consists of machine directional strands formed from two intertwined yarns with cross directional strands interwoven through the twisted machine strands to form an approximate 0.50 x 1.0 – inch (1.27 x 2.54 cm) mesh.

Delete the first paragraph of Article 1081.10 (c) (2) Knitted Straw Mat and substitute the following:

Knitted Straw Mat. The blanket shall be machine-produced 100% biodegradable blanket, which contains 70% agricultural straw and 30% coconut fiber with a functional longevity of up to 18 months. The blanket shall be of consistent thickness with the straw and coconut evenly distributed over the entire area of the mat. The blanket shall be covered on the top and bottom sides with 100% biodegradable woven natural organic fiber netting. The top netting shall be "leno-weave," with movable joints (not fixed or welded). The netting consists of machine directional strands formed from two intertwined yarns with cross directional strands interwoven through the twisted machine strands to form an approximate 0.50 x 1.0 - inch(1.27 x 2.54 cm) mesh. The blanket shall be sewn together on 1.50 - inch (3.81 cm) centers with degradable thread. The blanket shall be manufactured with a colored thread stitched along both outer edges (approximately 2 - 5 inches (5 - 12.5cm) from the edge) as an overlap guide for adjacent mats.

Delete Article 1081.10(d) Wire Staples.

Add the following to Article 1081.10 (e) Wood Stakes:

Biodegradable plastic stakes will be allowed. The biodegradable plastic anchor shall be approximately 6 - inches (15.24 cm) in length. No metal wire stakes will be allowed.

Add the following to Article 251.06(b) Method of Measurement:

- (b) Measured Quantities. EROSION CONTROL BLANKET, SPECIAL will be measured for payment in place in square yards of actual surface area covered.

Add the following to Article 251.07 Basis of Payment:

EROSION CONTROL BLANKET, SPECIAL shall be paid at the contract unit price per square yard.

## MEMBRANE WATERPROOFING SYSTEM FOR BURIED STRUCTURES

Effective: October 4, 2016

Revised: March 1, 2019

**Description.** This work shall consist of furnishing and placing a membrane waterproofing system on the top slab and sidewalls, or portions thereof, for buried structures as detailed on the contract plans.

All membrane waterproofing systems shall be supplied by qualified producers. The Department will maintain a list of qualified producers.

**Materials.** The materials used in the waterproofing system shall consist of the following.

- (a) Cold-applied, self-adhering rubberized asphalt/polyethylene membrane sheet with the following properties:

<b>Physical Properties</b>	
Thickness ASTM D 1777 or D 3767	60 mils (1.500 mm) min.
Width	36 inches (914 mm) min.
Tensile Strength, Film ASTM D 882	5000 lb./in <sup>2</sup> (34.5 MPa) min.
Pliability [180° bend over 1" inch (25 mm) mandrel @ -20 °F (-29 °C)] ASTM D 146 (Modified) or D1970	No Effect
Puncture Resistance-Membrane ASTM E 154	40 lb. (178 N) min.
Permeability (Perms) ASTM E 96, Method B	0.1 max.
Water Absorption (% by Weight) ASTM D 570	0.2 max.
Peel Strength ASTM D 903	9 lb./in (1576 N/m) min.

- (b) Ancillary Materials: Adhesives, Conditioners, Primers, Mastic, Two-Part Liquid Membranes, and Sealing Tapes as required by the manufacturer of the membrane and film for use with the respective membrane waterproofing system.

**Construction.** The areas requiring waterproofing shall be prepared and the waterproofing shall be installed in accordance with the manufacturer's instructions. The Contractor shall not install any part of a membrane waterproofing system in wet conditions, or if the ambient or concrete surface temperature is below 40° (4° C), unless allowed by the Engineer.

Surfaces to be waterproofed shall be smooth and free from projections which might damage the membrane sheet. Projections or depressions on the surface that may cause damage to the membrane shall be removed or filled as directed by the Engineer. The surface shall be power washed and cleaned of dust, dirt, grease, and loose particles, and shall be dry before the waterproofing is applied.

The Contractor shall uniformly apply primer to the entire area to be waterproofed, at the rate stated in the manufacturer's instructions, by brush, or roller. The Contractor shall brush out primer that tends to puddle in low spots to allow complete drying. The primer shall be cured according to the manufacturer's instructions. Primed areas shall not stand uncovered overnight. If membrane sheets are not placed over primer within the time recommended by the manufacturer, the Contractor shall recoat the surfaces at no additional cost to the Department.

The installation of the membrane sheet to primed surfaces shall be such that all joints are shingled to shed water by commencing from the lowest elevation of the buried structure's top slab and progress towards the highest elevation. The membrane sheets shall be overlapped as required by the manufacturer. The Contractor shall seal with mastic any laps that were not thoroughly sealed. The membrane shall be smooth and free of wrinkles and there shall be no depressions in horizontal surfaces of the finished waterproofing. After placement, exposed edges of membrane sheets shall be sealed with a troweled bead of a manufacturer's recommended mastic, or two-part liquid membrane, or with sealing tape.

Sealing bands at joints between precast segments shall be installed prior to the waterproofing system being applied. Where the waterproofing system and sealing band overlap, the installation shall be planned such that water will not be trapped or directed underneath the membrane or sealing band.

Care shall be taken to protect and to prevent damage to the waterproofing system prior to and during backfilling operations. The waterproofing system shall be removed as required for the installation of slab mounted guardrails and other appurtenances. After the installation is complete, the system shall be repaired and sealed against water intrusion according to the manufacturer's instructions and to the satisfaction of the Engineer.

Replace the last paragraph of Article 540.06 Precast Concrete Box Culverts and replace with:

Handling holes shall be filled with a polyethylene plug. The plug shall not project beyond the inside surface after installation nor project above the outside surface to the extent that may cause damage to the membrane. When metal lifting inserts are used, their sockets shall be filled with mastic or mortar compatible with the membrane.

Method of Measurement. The waterproofing system will be measured in place, in square yards (square meters) of the concrete surface to be waterproofed.

Basis of Payment. This work will be paid for at the contract unit price, per square yard (square meter) for MEMBRANE WATERPROOFING SYSTEM FOR BURIED STRUCTURES.

## AGGREGATE SUBGRADE IMPROVEMENT (BDE)

Effective: April 1, 2012

Revised: April 1, 2022

Add the following Section to the Standard Specifications:

### “SECTION 303. AGGREGATE SUBGRADE IMPROVEMENT

**303.01 Description.** This work shall consist of constructing an aggregate subgrade improvement (ASI).

**303.02 Materials.** Materials shall be according to the following.

Item	Article/Section
(a) Coarse Aggregate .....	1004.07
(b) Reclaimed Asphalt Pavement (RAP) .....	1031.09

**303.03 Equipment.** The vibratory roller shall be according to Article 1101.01, or as approved by the Engineer. Vibratory machines, such as tampers, shall be used in areas where rollers do not fit.

**303.04 Soil Preparation.** The minimum immediate bearing value (IBV) of the soil below the improved subgrade shall be according to the Department’s “Subgrade Stability Manual” for the aggregate thickness specified.

**303.05 Placing and Compacting.** The maximum nominal lift thickness of aggregate gradations CA 2, CA 6, and CA 10 when compacted shall be 9 in. (225 mm). The maximum nominal lift thickness of aggregate gradations CS 1, CS 2, and RR 1 when compacted shall be 24 in. (600 mm).

The top surface of the aggregate subgrade improvement shall consist of a layer of capping aggregate gradations CA 6 or CA 10 that is 3 in. (75 mm) thick after compaction. Capping aggregate will not be required when aggregate subgrade improvement is used as a cubic yard pay item for undercut applications.

Each lift of aggregate shall be compacted to the satisfaction of the Engineer. If the moisture content of the material is such that compaction cannot be obtained, sufficient water shall be added so that satisfactory compaction can be obtained.

**303.06 Finishing and Maintenance.** The aggregate subgrade improvement shall be finished to the lines, grades, and cross sections shown on the plans, or as directed by the Engineer. The aggregate subgrade improvement shall be maintained in a smooth and compacted condition.

**303.07 Method of Measurement.** This work will be measured for payment according to Article 311.08.

**303.08 Basis of Payment.** This work will be paid for at the contract unit price per cubic yard (cubic meter) or ton (metric ton) for AGGREGATE SUBGRADE IMPROVEMENT or at the contract unit price per square yard (square meter) for AGGREGATE SUBGRADE IMPROVEMENT, of the thickness specified.”

Add the following to Section 1004 of the Standard Specifications:

**“1004.07 Coarse Aggregate for Aggregate Subgrade Improvement (ASI).** The aggregate shall be according to Article 1004.01 and the following.

- (a) Description. The coarse aggregate shall be crushed gravel, crushed stone, or crushed concrete. In applications where greater than 24 in. (600 mm) of ASI material is required, gravel may be used below the top 12 in (300 mm) of ASI.
- (b) Quality. The coarse aggregate shall consist of sound durable particles reasonably free of deleterious materials.

(c) Gradation.

- (1) The coarse aggregate gradation for total ASI thickness less than or equal to 12 in. (300 mm) shall be CA 2, CA 6, CA 10, or CS 1.

The coarse aggregate gradation for total ASI thickness greater than 12 in. (300 mm) shall be CS 1 or CS 2 as shown below or RR 1 according to Article 1005.01(c).

COARSE AGGREGATE SUBGRADE GRADATIONS					
Grad No.	Sieve Size and Percent Passing				
	8"	6"	4"	2"	#4
CS 1	100	97 ± 3	90 ± 10	45 ± 25	20 ± 20
CS 2		100	80 ± 10	25 ± 15	

COARSE AGGREGATE SUBGRADE GRADATIONS (Metric)					
Grad No.	Sieve Size and Percent Passing				
	200 mm	150 mm	100 mm	50 mm	4.75 mm
CS 1	100	97 ± 3	90 ± 10	45 ± 25	20 ± 20
CS 2		100	80 ± 10	25 ± 15	

- (2) Capping aggregate shall be gradation CA 6 or CA 10.”

Add the following to Article 1031.09 of the Standard Specifications:

“(b) RAP in Aggregate Subgrade Improvement (ASI). RAP in ASI shall be according to Articles 1031.01(a), 1031.02(a), 1031.06(a)(1), and 1031.06(a)(2), and the following.

- (1) The testing requirements of Article 1031.03 shall not apply.
- (2) Crushed RAP used for the lower lift may be mechanically blended with aggregate gradations CS 1, CS 2, and RR 1 but it shall be no greater than 40 percent of the total product volume. RAP agglomerations shall be no greater than 4 in. (100 mm).
- (3) For capping aggregate, well graded RAP having 100 percent passing the 1 1/2 in. (38 mm) sieve may be used when aggregate gradations CS 1, CS 2, CA 2, or RR 1 are used in the lower lift. FRAP will not be permitted as capping material.

Blending shall be through calibrated interlocked feeders or a calibrated blending plant such that the prescribed blending percentage is maintained throughout the blending process. The calibration shall have an accuracy of  $\pm 2.0$  percent of the actual quantity of material delivered.”

**CEMENT, FINELY DIVIDED MINERALS, ADMIXTURES, CONCRETE, AND MORTAR (BDE)**

Effective: January 1, 2025

Revised: January 1, 2026

Revise the first paragraph of Article 285.05 of the Standard Specifications to read:

“**285.05 Fabric Formed Concrete Revetment Mat.** The grout shall consist of a mixture of cement, fine aggregate, and water so proportioned and mixed as to provide a pumpable slurry. Fly ash or ground granulated blast furnace (GGBF) slag, and concrete admixtures may be used at the option of the Contractor. The grout shall have an air content of not less than 6.0 percent nor more than 9.0 percent of the volume of the grout. The mix shall obtain a compressive strength of 2500 psi (17,000 kPa) at 28 days according to Article 1020.09.”

Revise Article 302.02 of the Standard Specifications to read:

“**302.02 Materials.** Materials shall be according to the following.

Item	Article/Section
(a) Cement .....	1001
(b) Water .....	1002
(c) Hydrated Lime .....	1012.01
(d) By-Product, Hydrated Lime .....	1012.02
(e) By-Product, Non-Hydrated Lime .....	1012.03
(f) Lime Slurry .....	1012.04
(g) Fly Ash .....	1010
(h) Soil for Soil Modification (Note 1) .....	1009.01
(i) Bituminous Materials (Note 2) .....	1032

Note 1. This soil requirement only applies when modifying with lime (slurry or dry).

Note 2. The bituminous materials used for curing shall be emulsified asphalt RS-2, CRS-2, HFE 90, or HFE 150; rapid curing liquid asphalt RC-70; or medium curing liquid asphalt MC-70 or MC-250.”

Revise Article 312.07(c) of the Standard Specifications to read:

“(c) Cement .....1001”

Add Article 312.07(i) of the Standard Specifications to read:

“(i) Ground Granulated Blast Furnace (GGBF) Slag .....1010”

Revise the first paragraph of Article 312.09 of the Standard Specifications to read:

**“312.09 Proportioning and Mix Design.** At least 60 days prior to start of placing CAM II, the Contractor shall submit samples of materials to be used in the work for proportioning and testing. The mixture shall contain a minimum of 200 lb (120 kg) of cement per cubic yard (cubic meter). Cement may be replaced with fly ash or ground granulated blast furnace (GGBF) slag according to Article 1020.05(c)(1) or 1020.05(c)(2), respectively, however the minimum cement content in the mixture shall be 170 lbs/cu yd (101 kg/cu m). Blends of coarse and fine aggregates will be permitted, provided the volume of fine aggregate does not exceed the volume of coarse aggregate. The Engineer will determine the proportions of materials for the mixture according to the “Portland Cement Concrete Level III Technician Course” manual. However, the Contractor may substitute their own mix design. Article 1020.05(a) shall apply, and a Level III PCC Technician shall develop the mix design.”

Revise Article 352.02 of the Standard Specifications to read:

**“352.02 Materials.** Materials shall be according to the following.

Item	Article/Section
(a) Cement (Note 1) .....	1001
(b) Soil for Soil-Cement Base Course .....	1009.03
(c) Water .....	1002
(d) Bituminous Materials (Note 2) .....	1032

Note 1. Bulk cement may be used for the traveling mixing plant method if the equipment for handling, weighing, and spreading the cement is approved by the Engineer.

Note 2. The bituminous materials used for curing shall be emulsified asphalt RS-2, CRS-2, HFE 90, or HFE 150; rapid curing liquid asphalt RC-70; or medium curing liquid asphalt MC-70 or MC-250.”



Revise Article 404.02 of the Standard Specifications to read:

**“404.02 Materials.** Materials shall be according to the following.

Item	Article/Section
(a) Cement .....	1001
(b) Water .....	1002
(c) Fine Aggregate .....	1003.08
(d) Bituminous Material (Tack Coat) .....	1032.06
(e) Emulsified Asphalts (Note 1) (Note 2) .....	1032.06
(f) Fiber Modified Joint Sealer .....	1050.05
(g) Additives (Note 3)	

Note 1. When used for slurry seal, the emulsified asphalt shall be CQS-1h according to Article 1032.06(b).

Note 2. When used for micro-surfacing, the emulsified asphalt shall be CQS-1hP according to Article 1032.06(e).

Note 3. Additives may be added to the emulsion mix or any of the component materials to provide the control of the quick-traffic properties. They shall be included as part of the mix design and be compatible with the other components of the mix.

Revise the last sentence of the fourth paragraph of Article 404.08 of the Standard Specifications to read:

“When approved by the Engineer, the sealant may be dusted with fine sand, cement, or mineral filler to prevent tracking.”

Revise Note 2 of Article 516.02 of the Standard Specifications to read:

“Note 2. The sand-cement grout mix shall be according to Section 1020 and shall be a 1:1 blend of sand and cement comprised of a Type I, IL, or II cement at 185 lb/cu yd (110 kg/cu m). The maximum water cement ratio shall be sufficient to provide a flowable mixture with a typical slump of 10 in. (250 mm).”

Revise Note 2 of Article 543.02 of the Standard Specifications to read:

“Note 2. The grout mixture shall be 6.50 hundredweight/cu yd (385 kg/cu m) of cement plus fine aggregate and water. Fly ash or ground granulated blast furnace (GGBF) slag may replace a maximum of 5.25 hundredweight/cu yd (310 kg/cu m) of the cement. The water/cement ratio, according to Article 1020.06, shall not exceed 0.60. An air-entraining admixture shall be used to produce an air content, according to Article 1020.08, of not less than 6.0 percent nor more than 9.0 percent of the volume of the grout. The Contractor shall have the option to use a water-reducing or high range water-reducing admixture.”

Revise Article 583.01 of the Standard Specifications to read:

**“583.01 Description.** This work shall consist of placing cement mortar along precast, prestressed concrete bridge deck beams as required for fairing out any unevenness between adjacent deck beams prior to placing of waterproofing membrane and surfacing.”

Revise Article 583.02(a) of the Standard Specifications to read:

“(a) Cement .....1001”

Revise the first paragraph of Article 583.03 of the Standard Specifications to read:

**“ 583.03 General.** This work shall only be performed when the air temperature is 45 °F (7 °C) and rising. The mixture for cement mortar shall consist of three parts sand to one part cement by volume. The amount of water shall be no more than that necessary to produce a workable, plastic mortar.”

Revise Article 606.02(h) of the Standard Specifications to read:

“(h) Fibers (Note 1) .....1014”

Revise Note 1 in Article 606.02(h) of the Standard Specifications to read:

“Note 1. Fibers, when required, shall only be used in the concrete mixture for slipform applications.”

Revise the third paragraph in Article 606.10 of the Standard Specifications to read:

“Welded wire fabric shall be 6 x 6 in. (150 x 150 mm) mesh, #4 gauge (5.74 mm), 58 lb (26 kg) per 100 sq ft (9 sq m).”

Revise Article 1001.01(d) of the Standard Specifications to read:

“(d) Rapid Hardening Cement. Rapid hardening cement shall be according to the Bureau of Materials Policy Memorandum “Portland or Blended Cement Acceptance Procedure for Qualified and Non-Qualified Plants”, and ASTM C 1600, Type URH, Type VRH, or Type RH-CAC. It shall be used according to Article 1020.04 or when approved by the Engineer. The Contractor shall submit a report from the manufacturer or an independent lab that contains results for testing according to ASTM C 1600 which shows the cement meets the requirements of either Type URH, Type VRH, or Type RH-CAC. Test data shall be less than 1 year old from the date of submittal.

Revise Article 1001.01(e) of the Standard Specifications to read:

- “(e) Other Cements. Other cements shall be according to the Bureau of Materials Policy Memorandum “Portland or Blended Cement Acceptance Procedure for Qualified and Non-Qualified Plants”, and ASTM C 1157 or ASTM C 1600, as applicable. Other cements shall be used according to Article 1020.04 or when approved by the Engineer. For cements according to ASTM C 1157, the Contractor shall submit a report from the manufacturer or an independent lab that contains results of tests which shows the cement meets the requirements Type GU, HE, MS, MH, or LH. For cements according to ASTM C 1600, the Contractor shall submit a report from the manufacturer or an independent lab that contains results of tests which shows the cement meets the requirements Type MRH or GRH. Test data shall be less than 1 year old from the date of submittal.”

Revise Article 1002.02 of the Standard Specifications to read:

“**1002.02 Quality.** Water used with cement in concrete or mortar and water used for curing concrete shall be clean, clear, and free from sugar. In addition, water shall be tested and evaluated for acceptance according to one of the following options.

OPTION 1.

- (a) Acceptable limits for acidity and alkalinity when tested according to ITP T 26.

- (1) Acidity -- 0.1 Normal NaOH ..... 2 ml max.\*  
(2) Alkalinity -- 0.1 Normal HCl..... 10 ml max.\*

\*To neutralize 200 ml sample.

- (b) Acceptable limits for solids when tested according to the following.

- (1) Organic (ITP T 26) ..... 0.02% max.  
(2) Inorganic (ITP T 26) ..... 0.30% max.  
(3) Sulfate (SO<sub>4</sub>) (ASTM D 516-82) ..... 0.05% max.  
(4) Chloride (ASTM D 512) ..... 0.06% max.

- (c) The following tests shall be performed on the water sample and on deionized water. The same cement and sand shall be used for both tests.

- (1) Unsoundness (ASTM C 151).  
(2) Initial and Final Set Time (ASTM C 266).  
(3) Strength (ASTM C 109).

The test results for the water sample shall not deviate from the test results for the deionized water, except as allowed by the precision in the test method.

OPTION 2. Water shall meet the requirements ASTM C 1602 Tables 1 and 2 as outlined in Sections 5.1, 5.2, and 5.4.”

Revise Note 2/ in Article 1003.01(b) of the Standard Specifications to read:

“2/ Applies only to sand. Sand exceeding the colorimetric test standard of 11 (Illinois Modified AASHTO T 21) will be checked for mortar making properties according to Illinois Modified ASTM C 87 and shall develop a compressive strength at the age of 14 days when using Type I, IL, or II cement of not less than 95 percent of the comparable standard.

Revise the second sentence of Article 1003.02(e)(1) of the Standard Specifications to read:

“The test will be performed with Type I, IL, or II portland cement having a total equivalent alkali content ( $\text{Na}_2\text{O} + 0.658\text{K}_2\text{O}$ ) of 0.90 percent or greater.”

Revise the first sentence of the second paragraph of Article 1003.02(e)(3) of the Standard Specifications to read:

“The ASTM C 1293 test shall be performed with Type I, IL, or II portland cement having a total equivalent alkali content ( $\text{Na}_2\text{O} + 0.658\text{K}_2\text{O}$ ) of 0.80 percent or greater.”

Revise the second sentence of Article 1004.02(g)(1) of the Standard Specifications to read:

“The test will be performed with Type I, IL, or II portland cement having a total equivalent alkali content ( $\text{Na}_2\text{O} + 0.658\text{K}_2\text{O}$ ) of 0.90 percent or greater.”

Add the following Section to the Standard Specifications.

#### **“SECTION 1014. FIBERS FOR CONCRETE**

**1014.01 General.** Fibers used in concrete shall be Type II or Type III (polyolefin or carbon) according to ASTM C 1116. The testing required for Type II fibers or Type III polyolefin fibers shall be performed by an independent lab a minimum of once every five years, and the test results provided to the Department. Manufacturers of Type III carbon fibers shall provide materials certification documentation not more than 6 years old a minimum of once every 5 years to the Department. The Department will maintain a qualified product list. The method of inclusion of fibers into concrete mixtures shall be according to the manufacturer's specifications.

At the discretion of the Engineer, the concrete mixture shall be evaluated in a field demonstration for fiber clumping, ease of placement, and ease of finishing. The field demonstration shall consist of a minimum 2 cu yd (1.5 cu m) trial batch placed in a 12 ft x 12 ft (3.6 m x 3.6 m) slab.

**1014.02 Concrete Gutter, Curb, Median and Paved Ditch.** Fibers shall be Type III. Fibers shall have a minimum length of 1/2 in. (13 mm) and a maximum length of 0.75 in. (19 mm). The maximum dosage rate in the concrete mixture shall not exceed 1.5 lb/cu yd (0.9 kg/cu m). The minimum dosage rate shall be per the manufacturer's recommendation.

**1014.03 Concrete Inlay or Overlay.** Fibers shall be Type III. Fibers shall have a minimum length of 1.0 in. (25 mm), a maximum length of 2 1/2 in. (63 mm), and a maximum aspect ratio (length divided by the equivalent diameter of the fiber) of 150. The maximum dosage rate shall not exceed 5.0 lb/cu yd (3.0 kg/cu m). The minimum dosage rate shall be per the manufacturer's recommendation.

**1014.04 Bridge Deck Fly Ash, Ground Granulated Blast Furnace (GGBF) Slag, High Reactivity Metakaolin, or Microsilica (Silica Fume) Concrete Overlay.** Fibers shall be Type III. The dosage rate shall be a minimum of 3.0 lb/cu yd (1.8 kg/cu m), unless a field demonstration according to Article 1014.01 indicates that a lower dosage rate is necessary. Based on the results of the field demonstration, the Department has the option to reduce the dosage rate of fibers, but the dosage will not be reduced to less than 2.0 lb / cu yd (1.2 kg/cu m).

**1014.05 Bridge Deck Latex Concrete Overlay.** Fibers shall be Type II or III. Fibers shall have a minimum length of 0.75 in. (19 mm), a maximum length of 1.75 in. (45 mm), and an aspect ratio (length divided by the equivalent diameter of the fiber) of between 70 and 100. The dosage rate shall be a minimum of 3.0 lb/cu yd (1.8 kg/cu m), unless a field demonstration according to Article 1014.01 indicates that a lower dosage rate is necessary. Based on the results of the field demonstration, the Department has the option to reduce the dosage rate of fibers, but the dosage will not be reduced to less than 2.0 lb/cu yd (1.2 kg/cu m)."

Add the following Section to the Standard Specifications:

#### **"SECTION 1015. HIGH PERFORMANCE SHOTCRETE**

**1015.01 Packaged Shotcrete With Aggregate.** The packaged shotcrete with aggregate shall be a pre-blended dry combination of materials for the wet-mix shotcrete method according to ASTM C 1480, Type FA or CA, Grade FR, Class I. The fibers shall be Type III according to Article 1014.01. The cement and finely divided minerals in the mixture shall be a minimum 6.65 cwt/cu yd (395 kg/cu m), and the portland cement shall not be below 4.70 cwt/cu yd (279 kg/cu m). Microsilica is required in the mixture and shall be a minimum of 5 percent by weight (mass) of cementitious material, and a maximum of 10 percent. Strength requirements shall be according to ASTM C 1480 except that the strength at 28 days shall be at least 4000 psi (27,500 kPa). Strength testing shall be according to ASTM C 1140. The air content as shot shall be 4.0 – 8.0 percent when tested according to AASHTO T 152, and the coarse aggregate shall be a maximum size of 1/2 in. (12.5 mm).

The packaged shotcrete shall have a water soluble chloride ion content of less than 0.15% by weight of cementitious material when tested according to ASTM C 1218 or AASHTO T 260.

The testing according to ASTM C 1480, ASTM C 1140, AASHTO 152, and ASTM C 1218 or AASHTO T 260 shall be performed by an independent lab a minimum of once every 5 years, and the test results shall be provided to the Department. The Department will maintain a qualified product list. Batching and mixing shall be per the manufacturer's recommendations.

**1015.02 Packaged Shotcrete Without Aggregate.** The packaged shotcrete that does not include pre-blended aggregate shall be according to Article 1015.01, except the added aggregate shall be according to Articles 1003.02 and 1004.02. The aggregate gradation shall be according to the manufacturer. The Department will maintain a qualified product list. Batching and mixing shall be per the manufacturer's recommendations."

Revise Section 1017 of the Standard Specifications to read:

**"SECTION 1017. PACKAGED, DRY, COMBINED MATERIALS FOR MORTAR AND CONCRETE**

**1017.01 Mortar.** The mortar shall be high-strength according to ASTM C 387 and shall have a minimum 80.0 percent relative dynamic modulus of elasticity when tested according to AASHTO T 161. For prestressed concrete applications, the mortar shall have a water-soluble chloride ion content of less than 0.06 percent by weight of cementitious material when tested according to ASTM C 1218 or AASHTO T 260; and for non-prestressed concrete applications, the water soluble chloride content shall be less than 0.15 percent by weight of cementitious material. The testing according to ASTM C 387, AASHTO T 161, and either ASTM C 1218 or AASHTO T 260 shall be performed by an independent lab a minimum of once every five years, and the test results shall be provided to the Department. The Department will maintain a qualified product list. Mixing of the high-strength mortar shall be according to the manufacturer's specifications.

**1017.02 Concrete.** The materials, testing, and preparation of aggregate for the "high slump" packaged concrete mixture shall be according to ASTM C 387. The mixture shall be air entrained, the slump shall be 5-10 in. (125-250 mm), and the coarse aggregate shall be a maximum size of 1/2 in. (12.5 mm). Strength requirements shall be according to ASTM C 387 except that the strength at 28 days shall be at least 4000 psi (27,500 kPa). The "high slump" packaged concrete mixture shall have a water soluble chloride ion content of less than 0.15% by weight of cementitious material when tested according to ASTM C 1218 or AASHTO T 260. The testing according to ASTM C 387, and either ASTM C 1218 or AASHTO T 260 shall be performed by an independent lab a minimum of once every 5 years, and the test results shall be provided to the Department. The Department will maintain a qualified product list. Mixing shall be per the manufacturer's recommendations.

**1017.02 Self-Consolidating Concrete.** The materials, testing, and preparation of aggregate for the "self-consolidating concrete" packaged concrete mixture shall be according to ASTM C 387. The mixture shall be air entrained, it should be uniformly graded, and the coarse aggregate shall be a maximum size of 1/2 in. (12.5 mm). Strength requirements shall be according to ASTM C 387 except that the strength at 28 days shall be at least 4000 psi (27,500 Pa). Slump flow range shall be 22 in. (550 mm) minimum to 28 in. (700 mm) maximum when tested according to AASHTO T 347. The visual stability index shall be a maximum of 1 when tested according to AASHTO T 351. At the option of the manufacturer, either the J-Ring value shall be a maximum of 2 in. (50 mm) when tested according to AASHTO T 347 or the L-Box blocking ratio shall be a minimum of 80 percent when tested according AASHTO T 419. The hardened visual stability index shall be a maximum of 1 when tested according to AASHTO R 81.

The “self -consolidating concrete” packaged concrete mixture shall have a water soluble chloride ion content of less than 0.15 percent by weight of cementitious material when tested according to ASTM C 1218 or AASHTO T 260.

The testing according to ASTM C 387, AASHTO T 347, AASHTO T 351, AASHTO T 419, AASHTO R 81, ASTM C 1218 and AASHTO T 260 shall be performed by an independent lab a minimum of once every 5 years, and the test results shall be provided to the Department. The Department will maintain a qualified product list. Mixing shall be per the manufacturer’s recommendations.”

Revise Article 1018.01 of the Standard Specifications to read:

**“1018.01 Requirements.** The rapid hardening mortar or concrete shall be according to ASTM C 928 and shall have successfully completed and remain current with the AASHTO Product Eval and Audit Rapid Hardening Concrete Patching Materials (RHCP) testing program. R1, R2, or R3 concrete shall be air entrained, the slump shall be 5-10 in. (125-250 mm), and the coarse aggregate shall be a maximum size of 1/2 in. (12.5 mm). For prestressed concrete applications, the mortar or concrete shall have a water-soluble chloride ion content of less than 0.06 percent by weight of cementitious material when tested according to ASTM C 1218 or AASHTO T 260; and for non-prestressed concrete applications, the water soluble chloride content shall be less than 0.15 percent by weight of cementitious material. The Department will maintain a qualified product list. Mixing of the mortar or concrete shall be according to the manufacturer’s specifications..”

Revise Article 1019.02 of the Standard Specifications to read:

**“1019.02 Materials.** Materials shall be according to the following.

Item	Article/Section
(a) Cement .....	1001
(b) Water .....	1002
(c) Fine Aggregate for Controlled Low-Strength Material (CLSM) .....	1003.06
(d) Fly Ash .....	1010
(e) Ground Granulated Blast Furnace (GGBF) Slag.....	1010
(f) Admixtures (Note 1)	

Note 1. The air-entraining admixture may be in powder or liquid form. The air content produced by the admixture shall be 15-25 percent when incorporated into Mix 2 or an equivalent mixture as determined by the Department and tested according to AASHTO T 121 or AASHTO T 152. The testing according to AASHTO T 121 or AASHTO T 152 shall be performed by an independent lab a minimum of once every five years, and the test results shall be provided to the Department. The Department will maintain a qualified product list.”

Revise the third paragraph of Article 1019.04 of the Standard Specifications to read:

“The Engineer will instruct the Contractor to adjust the proportions of the mix design in the field as needed to meet the design criteria, provide adequate flowability, maintain proper solid suspension, or other criteria established by the Engineer.”

Revise Article 1019.05 of the Standard Specifications to read:

**“1019.05 Department Mix Design.** The Department mix design shall be Mix 1, 2, or 3 and shall be proportioned to yield approximately one cubic yard (cubic meter).

Mix 1	
Cement	50 lb (30 kg)
Fly Ash – Class C or F, and/or GGBF Slag	125 lb (74 kg)
Fine Aggregate – Saturated Surface Dry	2900 lb (1720 kg)
Water	50-65 gal (248-322 L)
Air Content	No air is entrained

Mix 2	
Cement	125 lb (74 kg)
Fine Aggregate – Saturated Surface Dry	2500 lb (1483 kg)
Water	35-50 gal (173-248 L)
Air Content	15-25 %

Mix 3	
Cement	40 lb (24 kg)
Fly Ash – Class C or F, and/or GGBF Slag	125 lb (74 kg)
Fine Aggregate – Saturated Surface Dry	2500 lb (1483 kg)
Water	35-50 gal (179-248 L)
Air Content	15-25 %”

Revise Article 1020.04, Table 1, Note (8) of the Standard Specifications to read:

“(8) In addition to the Type III portland cement, 100 lb/cu yd of ground granulated blast-furnace slag and 50 lb/cu yd of microsilica (silica fume) shall be used. For an air temperature greater than 85 °F, the Type III portland cement may be replaced with Type I, IL, or II portland cement.”

Revise Article 1020.04, Table 1 (Metric), Note (8) of the Standard Specifications to read:

“(8) In addition to the Type III portland cement, 60 kg/cu m of ground granulated blast-furnace slag and 30 kg/cu m of microsilica (silica fume) shall be used. For an air temperature greater than 30 °C, the Type III portland cement may be replaced with Type I, IL, or II portland cement.”



Revise Note 9 of Table 1 of Article 1020.04 of the Standard Specifications to read:

- “(9) The cement shall be a rapid hardening according to Article 1001.01(d). Minimum or maximum cement factor may be adjusted when approved by the Engineer.”

Revise the second paragraph of Article 1020.05(a) of the Standard Specifications to read:

“For a mix design using a portland-pozzolan cement, portland blast-furnace slag cement, portland-limestone cement, or replacing portland cement with finely divided minerals per Articles 1020.05(c) and 1020.05(d), the Contractor may submit a mix design with a minimum portland cement content less than 400 lbs/cu yd (237 kg/cu m), but not less than 375 lbs/cu yd (222 kg/cu m), if the mix design is shown to have a minimum relative dynamic modulus of elasticity of 80 percent determined according to AASHTO T 161. Testing shall be performed by an independent laboratory accredited by AASHTO re:source for Portland Cement Concrete.”

Revise the first sentence of the first paragraph of Article 1020.05(b) of the Standard Specifications to read:

“Corrosion inhibitors and concrete admixtures shall be according to the qualified product lists.”

Delete the fourth and fifth sentences of the second paragraph of Article 1020.05(b) of the Standard Specifications.

Revise Article 1020.05(b)(5) of the Standard Specifications to read:

- “(5) For Class PP-4 concrete, a high range water-reducing admixture, retarder, and/or hydration stabilizer may be used in addition to the air-entraining admixture. The Contractor also has the option to use a water-reducing admixture with the high range water-reducing admixture. An accelerator shall not be used. A mobile portland cement concrete plant shall be used to produce the patching mixture.

For PP-5 concrete, a non-chloride accelerator, high range water-reducing admixture, retarder, hydration stabilizer, and/or air-entraining admixture may be used. The accelerator, high range water-reducing admixture, retarder, hydration stabilizer, and/or air-entraining admixture shall be per the Contractor’s recommendation and dosage. The qualified product list of concrete admixtures shall not apply. A mobile portland cement concrete plant shall be used to produce the patching mixture.”

Revise second paragraph of Article 1020.05(b)(10) of the Standard Specifications to read:

“When calcium nitrite is used, it shall be added at the rate of 4 gal/cu yd (20 L/cu m) and shall be added to the mix immediately after all compatible admixtures have been introduced to the batch. Other corrosion inhibitors shall be added per the manufacturer’s specifications.”

Delete the third paragraph of Article 1020.05(b)(10) of the Standard Specifications.

Revise Article 1020.15(b)(1)c. of the Standard Specifications to read:

- “c. The minimum portland cement content in the mixture shall be 375 lbs/cu yd (222 kg/cu m). When the total of organic processing additions, inorganic processing additions, and limestone addition exceed 5.0 percent in the cement, the minimum portland cement content in the mixture shall be 400 lbs/cu yd (237 kg/cu m). For a drilled shaft, foundation, footing, or substructure, the minimum portland cement may be reduced to as low as 330 lbs/cu yd (196 kg/cu m) if the concrete has adequate freeze/thaw durability. The Contractor shall provide freeze/thaw test results according to AASHTO T 161, and the relative dynamic modulus of elasticity of the mix design shall be a minimum of 80 percent. Testing shall be performed by an independent laboratory accredited by AASHTO re:source for Portland Cement Concrete. Freeze/thaw testing will not be required for concrete that will not be exposed to freezing and thawing conditions as determined by the Engineer.”

Revise Article 1021.01 of the Standard Specifications to read:

**“1021.01 General.** Admixtures shall be furnished in liquid or powder form ready for use. The admixtures shall be delivered in the manufacturer's original containers, bulk tank trucks or such containers or tanks as are acceptable to the Engineer. Delivery shall be accompanied by a ticket which clearly identifies the manufacturer, the date of manufacture, and trade name of the material. Containers shall be readily identifiable as to manufacturer, the date of manufacture, and trade name of the material they contain.

Concrete admixtures shall be on one of the Department's qualified product lists. Unless otherwise noted, admixtures shall have successfully completed and remain current with the AASHTO Product Eval and Audit Concrete Admixture (CADD) testing program. For admixture submittals to the Department; the product brand name, manufacturer name, admixture type or types, an electronic link to the product's technical data sheet, and the NTPEP testing number which contains an electronic link to all test data shall be provided. In addition, a letter shall be submitted certifying that no changes have been made in the formulation of the material since the most current round of tests conducted by AASHTO Product Eval and Audit. After 28 days of testing by AASHTO Product Eval and Audit, air-entraining admixtures may be provisionally approved and used on Departmental projects. For all other admixtures, unless otherwise noted, the time period after which provisionally approved status may be earned is 6 months.

The manufacturer shall include the following in the submittal to the AASHTO Product Eval and Audit CADD testing program: the manufacturing range for specific gravity, the midpoint and manufacturing range for residue by oven drying, and manufacturing range of pH. The submittal shall also include an infrared spectrophotometer trace no more than five years old.

For air-entraining admixtures according to Article 1021.02, the specific gravity allowable manufacturing range established by the manufacturer shall be according to AASHTO M 194. For residue by oven drying and pH, the allowable manufacturing range and test methods shall be according to AASHTO M 194.

For admixtures according to Articles 1021.03, 1021.04, 1021.05, 1021.06, 1021.07, and 1021.08, the pH allowable manufacturing range established by the manufacturer shall be according to ASTM E 70. For specific gravity and residue by oven drying, the allowable manufacturing range and test methods shall be according to AASHTO M 194.

All admixtures, except chloride-based accelerators, shall contain a maximum of 0.3 percent chloride by weight (mass) as determined by an appropriate test method. To verify the test result, the Department will use Illinois Modified AASHTO T 260, Procedure A, Method 1.

Prior to final approval of an admixture, the Engineer reserves the right to request a sample for testing. The test and reference concrete mixtures tested by the Engineer will contain a cement content of 5.65 cwt/cu yd (335 kg/cu m). For freeze-thaw testing, the Department will perform the test according to Illinois Modified AASHTO T 161. The flexural strength test will be performed according to AASHTO T 177. If the Engineer decides to test the admixture, the manufacturer shall submit AASHTO T 197 water content and set time test results on the standard cement used by the Department. The manufacturer may select their lab or an independent lab to perform this testing. The laboratory is not required to be accredited by AASHTO.

Random field samples may be taken by the Department to verify an admixture meets specification. A split sample will be provided to the manufacturer if requested. Admixtures that do not meet specification requirements or an allowable manufacturing range established by the manufacturer shall be replaced with new material.”

Revise Article 1021.03 of the Standard Specifications to read:

**“1021.03 Retarding and Water-Reducing Admixtures.** The admixture shall be according to the following.

- (a) Retarding admixtures shall be according to AASHTO M 194, Type B (retarding) or Type D (water-reducing and retarding).
- (b) Water-reducing admixtures shall be according to AASHTO M 194, Type A.
- (c) High range water-reducing admixtures shall be according to AASHTO M 194, Type F (high range water-reducing) or Type G (high range water-reducing and retarding).”

Revise Article 1021.05 of the Standard Specifications to read:

**“1021.05 Self-Consolidating Admixtures.** Self-consolidating admixture systems shall consist of either a high range water-reducing admixture only or a high range water-reducing admixture combined with a separate viscosity modifying admixture. The one or two component admixture system shall be capable of producing a concrete that can flow around reinforcement and consolidate under its own weight without additional effort and without segregation.

High range water-reducing admixtures shall be according to AASHTO M 194, Type F.

Viscosity modifying admixtures shall be according to AASHTO M 194, Type S (specific performance).”

Revise Article 1021.06 of the Standard Specifications to read:

**“1021.06 Rheology-Controlling Admixture.** Rheology-controlling admixtures shall be capable of producing a concrete mixture with a lower yield stress that will consolidate easier for slipform applications used by the Contractor. Rheology-controlling admixtures shall be according to AASHTO M 194, Type S (specific performance).”

Revise Article 1021.07 of the Standard Specifications to read:

**“1021.07 Corrosion Inhibitor.** The corrosion inhibitor shall be according to one of the following.

- (a) Calcium Nitrite. Corrosion inhibitors shall contain a minimum 30 percent calcium nitrite by weight (mass) of solution and shall comply with either the requirements of AASHTO M 194, Type C (accelerating) or the requirements of ASTM C 1582. The corrosion inhibiting performance requirements of ASTM C 1582 shall not apply.
- (b) Other Materials. The corrosion inhibitor shall be according to ASTM C 1582.

For submittals requiring testing according to ASTM M 194, Type C (accelerating), the admixture shall meet the requirements of the AASHTO Product Eval and Audit CADD testing program according to Article 1021.01.

For submittals requiring testing according to ASTM C 1582, a report prepared by an independent laboratory accredited by AASHTO re:source for portland cement concrete shall be provided. The report shall show the results of physical tests conducted no more than five years prior to the time of submittal, according to applicable specifications. However, ASTM G 109 test information specified in ASTM C 1582 is not required to be from an independent accredited lab. All other information in ASTM C 1582 shall be from an independent accredited lab. Test data and other information required to be submitted to AASHTO Product Eval and Audit according to Article 1021.01, shall instead be submitted directly to the Department.”

Add Article 1021.08 of the Standard Specifications as follows:

**“1021.08 Other Specific Performance Admixtures.** Other specific performance admixtures shall, at a minimum, be according to AASHTO M 194, Type S (specific performance). The Department also reserves the right to require other testing, as determined by the Engineer, to show evidence of specific performance characteristics.

Initial testing according to AASHTO M 194 may be conducted under the AASHTO Product Eval and Audit CADD testing program according to Article 1021.01, or by an independent laboratory accredited by AASHTO re:source for Portland Cement Concrete. In either case, test data and other information required to be submitted to AASHTO Product Eval and Audit according to Article 1021.01, shall also be submitted directly to the Department. The independent accredited lab report shall show the results of physical tests conducted no more than five years prior to the time of submittal, according to applicable specifications.”

Add Article 1021.09 of the Standard Specifications as follows:

**“1021.09 Latex Admixtures.** The latex admixture shall be a uniform, homogeneous, non-toxic, film-forming, polymeric emulsion in water to which all stabilizers have been added at the point of manufacture. The latex admixture shall not contain any chlorides and shall contain 46-49 percent solids.

In lieu of meeting the requirements of Article 1021.01, the Contractor shall submit a manufacturer's certification that the latex emulsion meets the requirements of FHWA Research Report RD-78-35, Chapter VI. The certificate shall include the date of manufacture of the latex admixture, batch or lot number, quantity represented, manufacturer's name, and the location of the manufacturing plant. The latex emulsion shall be sampled and tested in accordance with RD-78-35, Chapter VII, Certification Program.

The latex admixture shall be packaged and stored in containers and storage facilities which will protect the material from freezing and from temperatures above 85°F (30°C). Additionally, the material shall not be stored in direct sunlight and shall be shaded when stored outside of buildings during moderate temperatures.”

Revise Article 1024.01 of the Standard Specifications to read:

**“1024.01 Requirements for Grout.** The grout shall be proportioned by dry volume, thoroughly mixed, and shall have a minimum temperature of 50 °F (10 °C). Water shall not exceed the minimum needed for placement and finishing.

Materials for the grout shall be according to the following.

Item	Article/Section
(a) Cement .....	1001
(b) Water .....	1002
(c) Fine Aggregate .....	1003.02
(d) Fly Ash .....	1010
(e) Ground Granulated Blast Furnace (GGBF) Slag.....	1010
(f) Concrete Admixtures .....	1021”

Revise Note 1 of Article 1024.02 of the Standard Specifications to read:

“Note 1. Nonshrink grout shall be according to ASTM C 1107.

For prestressed concrete applications, the nonshrink grout shall have a water soluble chloride ion content of less than 0.06 percent by weight of cementitious material when tested according to ASTM C 1218 or AASHTO T 260; and for non-prestressed concrete applications, the water soluble chloride ion content shall be less than 0.15 percent by weight of cementitious material. The testing according to ASTM 1107, and either ASTM C 1218 or AASHTO T 260 shall be performed by an independent lab a minimum of once every five years, and the test results shall be provided to the Department. The Department will maintain a qualified product list. Mixing of the nonshrink grout shall be according to the manufacturer’s specifications.”

Revise Article 1029.02 of the Standard Specifications to read:

**“ 1029.02 Materials.** Materials shall be according to the following.

Item	Article/Section
(a) Cement.....	1001
(b) Fly Ash .....	1010
(c) Ground Granulated Blast Furnace (GGBF) Slag .....	1010
(d) Water.....	1002
(e) Fine Aggregate.....	1003
(f) Concrete Admixtures .....	1021
(g) Foaming Agent (Note 1)	

Note 1. The manufacturer shall submit infrared spectrophotometer trace and test results indicating the foaming agent meets the requirements of ASTM C 869 in order to be on the Department’s qualified product list. Submitted data/results shall not be more than five years old.”

Revise the second paragraph of Article 1103.03(a)(4) the Standard Specifications to read:

“The dispenser system shall provide a visual indication that the liquid admixture is actually entering the batch, such as via a transparent or translucent section of tubing or by independent check with an integrated secondary metering device. If approved by the Engineer, an alternate indicator may be used for admixtures dosed at rates of 25 oz/cwt (1630 mL/100 kg) or greater, such as accelerating admixtures, corrosion inhibitors, and viscosity modifying admixtures.”

Revise Article 1103.04 of the Standard Specifications to read:

“ **1103.04 Mobile Portland Cement Concrete Plants.** The mobile concrete plant shall be according to AASHTO M 241 and the Bureau of Materials Policy Memorandum “Approval of Volumetric Mobile Mixers for Concrete”. The mixer shall be capable of carrying sufficient unmixed materials to produce not less than 6 cu yd (4.6 cu m) of concrete.”

Revise the first two sections of Check Sheet #11 “Subsealing of Concrete Pavements” of the Recurring Special Provisions to read:

“Description. This work shall consist of filling voids beneath rigid and composite pavements with cement grout.

Materials. Materials shall be according to the following Articles/Sections of the Standard Specifications:

Item	Article/Section
(a) Cement .....	1001
(b) Water .....	1002
(c) Fly Ash .....	1010
(d) Ground Granulated Blast Furnace (GGBF) Slag.....	1010
(e) Admixtures .....	1021
(f) Packaged Rapid Hardening Mortar or Concrete .....	1018”

Revise the Materials section of Check Sheet #28 “Portland Cement Concrete Inlay or Overlay” of the Recurring Special Provisions to read:

“Materials. Materials shall be according to the following Articles/Sections of the Standard Specifications.

Item	Article/Section
(a) Portland Cement Concrete (Note 1) .....	1020
(b) Fibers for Concrete.....	1014
(c) Protective Coat.....	1023.01

Note 1. Class PV concrete shall be used, except the cement factor for central mixed concrete shall be 6.05 cwt/cu yd (360 kg/cu m). A cement factor reduction according to Article 1020.05(b)(8) of the Standard Specifications will be permitted. CA 5 shall not be used and CA 7 may only be used for overlays that are a minimum of 4.5 in. (113 mm) thick. The Class PV concrete shall have a minimum flexural strength of 550 psi (3800 kPa) or a minimum compressive strength of 3000 psi (20,700 kPa) at 14 days."

## **COMPENSABLE DELAY COSTS (BDE)**

Effective: June 2, 2017

Revised: April 1, 2019

Revise Article 107.40(b) of the Standard Specifications to read:

"(b) Compensation. Compensation will not be allowed for delays, inconveniences, or damages sustained by the Contractor from conflicts with facilities not meeting the above definition; or if a conflict with a utility in an unanticipated location does not cause a shutdown of the work or a documentable reduction in the rate of progress exceeding the limits set herein. The provisions of Article 104.03 notwithstanding, compensation for delays caused by a utility in an unanticipated location will be paid according to the provisions of this Article governing minor and major delays or reduced rate of production which are defined as follows.

- (1) Minor Delay. A minor delay occurs when the work in conflict with the utility in an unanticipated location is completely stopped for more than two hours, but not to exceed two weeks.
- (2) Major Delay. A major delay occurs when the work in conflict with the utility in an unanticipated location is completely stopped for more than two weeks.
- (3) Reduced Rate of Production Delay. A reduced rate of production delay occurs when the rate of production on the work in conflict with the utility in an unanticipated location decreases by more than 25 percent and lasts longer than seven calendar days."

Revise Article 107.40(c) of the Standard Specifications to read:

"(c) Payment. Payment for Minor, Major, and Reduced Rate of Production Delays will be made as follows.

- (1) Minor Delay. Labor idled which cannot be used on other work will be paid for according to Article 109.04(b)(1) and (2) for the time between start of the delay and the minimum remaining hours in the work shift required by the prevailing practice in the area.

Equipment idled which cannot be used on other work, and which is authorized to standby on the project site by the Engineer, will be paid for according to Article 109.04(b)(4).



- (2) Major Delay. Labor will be the same as for a minor delay.

Equipment will be the same as for a minor delay, except Contractor-owned equipment will be limited to two weeks plus the cost of move-out to either the Contractor's yard or another job and the cost to re-mobilize, whichever is less. Rental equipment may be paid for longer than two weeks provided the Contractor presents adequate support to the Department (including lease agreement) to show retaining equipment on the job is the most economical course to follow and in the public interest.

- (3) Reduced Rate of Production Delay. The Contractor will be compensated for the reduced productivity for labor and equipment time in excess of the 25 percent threshold for that portion of the delay in excess of seven calendar days. Determination of compensation will be in accordance with Article 104.02, except labor and material additives will not be permitted.

Payment for escalated material costs, escalated labor costs, extended project overhead, and extended traffic control will be determined according to Article 109.13."

Revise Article 108.04(b) of the Standard Specifications to read:

"(b) No working day will be charged under the following conditions.

- (1) When adverse weather prevents work on the controlling item.
- (2) When job conditions due to recent weather prevent work on the controlling item.
- (3) When conduct or lack of conduct by the Department or its consultants, representatives, officers, agents, or employees; delay by the Department in making the site available; or delay in furnishing any items required to be furnished to the Contractor by the Department prevents work on the controlling item.
- (4) When delays caused by utility or railroad adjustments prevent work on the controlling item.
- (5) When strikes, lock-outs, extraordinary delays in transportation, or inability to procure critical materials prevent work on the controlling item, as long as these delays are not due to any fault of the Contractor.
- (6) When any condition over which the Contractor has no control prevents work on the controlling item."

Revise Article 109.09(f) of the Standard Specifications to read:

- “(f) Basis of Payment. After resolution of a claim in favor of the Contractor, any adjustment in time required for the work will be made according to Section 108. Any adjustment in the costs to be paid will be made for direct labor, direct materials, direct equipment, direct jobsite overhead, direct offsite overhead, and other direct costs allowed by the resolution. Adjustments in costs will not be made for interest charges, loss of anticipated profit, undocumented loss of efficiency, home office overhead and unabsorbed overhead other than as allowed by Article 109.13, lost opportunity, preparation of claim expenses and other consequential indirect costs regardless of method of calculation.

The above Basis of Payment is an essential element of the contract and the claim cost recovery of the Contractor shall be so limited.”

Add the following to Section 109 of the Standard Specifications.

“**109.13 Payment for Contract Delay.** Compensation for escalated material costs, escalated labor costs, extended project overhead, and extended traffic control will be allowed when such costs result from a delay meeting the criteria in the following table.

Contract Type	Cause of Delay	Length of Delay
Working Days	Article 108.04(b)(3) or Article 108.04(b)(4)	No working days have been charged for two consecutive weeks.
Completion Date	Article 108.08(b)(1) or Article 108.08(b)(7)	The Contractor has been granted a minimum two week extension of contract time, according to Article 108.08.

Payment for each of the various costs will be according to the following.

- (a) Escalated Material and/or Labor Costs. When the delay causes work, which would have otherwise been completed, to be done after material and/or labor costs have increased, such increases will be paid. Payment for escalated material costs will be limited to the increased costs substantiated by documentation furnished by the Contractor. Payment for escalated labor costs will be limited to those items in Article 109.04(b)(1) and (2), except the 35 percent and 10 percent additives will not be permitted.

(b) Extended Project Overhead. For the duration of the delay, payment for extended project overhead will be paid as follows.

(1) Direct Jobsite and Offsite Overhead. Payment for documented direct jobsite overhead and documented direct offsite overhead, including onsite supervisory and administrative personnel, will be allowed according to the following table.

Original Contract Amount	Supervisory and Administrative Personnel
Up to \$5,000,000	One Project Superintendent
Over \$ 5,000,000 - up to \$25,000,000	One Project Manager, One Project Superintendent or Engineer, and One Clerk
Over \$25,000,000 - up to \$50,000,000	One Project Manager, One Project Superintendent, One Engineer, and One Clerk
Over \$50,000,000	One Project Manager, Two Project Superintendents, One Engineer, and One Clerk

(2) Home Office and Unabsorbed Overhead. Payment for home office and unabsorbed overhead will be calculated as 8 percent of the total delay cost.

(c) Extended Traffic Control. Traffic control required for an extended period of time due to the delay will be paid for according to Article 109.04.

When an extended traffic control adjustment is paid under this provision, an adjusted unit price as provided for in Article 701.20(a) for increase or decrease in the value of work by more than ten percent will not be paid.

Upon payment for a contract delay under this provision, the Contractor shall assign subrogation rights to the Department for the Department's efforts of recovery from any other party for monies paid by the Department as a result of any claim under this provision. The Contractor shall fully cooperate with the Department in its efforts to recover from another party any money paid to the Contractor for delay damages under this provision."

## CONCRETE SEALER (BDE)

Effective: November 1, 2023

Replace Section 1026 of the Standard Specifications with the following:

### “SECTION 1026. CONCRETE SEALER

**1026.01 General.** Sealer types shall be according to the listing in AASHTO M 224. All concrete sealer types shall meet the sealer requirements of AASHTO M 224 when tested in accordance with AASHTO T 384. The sealer shall be listed on the Department’s qualified product list.

The sealer shall have a clear or amber color when dry.

The Department will perform the sealer characterization properties of ATR-FTIR spectra, total solids, and specific gravity in accordance with AASHTO M 224.”

## CONSTRUCTION AIR QUALITY – DIESEL RETROFIT (BDE)

Effective: June 1, 2010

Revised: January 1, 2025

The reduction of emissions of particulate matter (PM) for off-road equipment shall be accomplished by installing retrofit emission control devices. The term “equipment” refers to diesel fuel powered devices rated at 50 hp and above, to be used on the jobsite in excess of seven calendar days over the course of the construction period on the jobsite (including rental equipment).

Contractor and subcontractor diesel powered off-road equipment assigned to the contract shall be retrofitted according to the table below.

Horsepower Range	Model Year and Older
50-99	2003
100-299	2002
300-599	2000
600-749	2001
750 and up	2005

The retrofit emission control devices shall achieve a minimum PM emission reduction of 50 percent and shall be:

- a) Included on the U.S. Environmental Protection Agency (USEPA) *Verified Retrofit Technology List* (<https://www.epa.gov/verified-diesel-tech/verified-technologies-list-clean-diesel>), or verified by the California Air Resources Board (CARB) (<http://www.arb.ca.gov/diesel/verdev/vt/cvt.htm>); or

- b) Retrofitted with a non-verified diesel retrofit emission control device if verified retrofit emission control devices are not available for equipment proposed to be used on the project, and if the Contractor has obtained a performance certification from the retrofit device manufacturer that the emission control device provides a minimum PM emission reduction of 50 percent.

Note: Large cranes (Crawler mounted cranes) which are responsible for critical lift operations are exempt from installing retrofit emission control devices if such devices adversely affect equipment operation.

Diesel powered off-road equipment with engine ratings of 50 hp and above, which are unable to be retrofitted with verified emission control devices or if performance certifications are not available which will achieve a minimum 50 percent PM reduction, may be granted a waiver by the Department if documentation is provided showing good faith efforts were made by the Contractor to retrofit the equipment.

Construction shall not proceed until the Contractor submits a certified list of the diesel powered off-road equipment that will be used, and as necessary, retrofitted with emission control devices. The list(s) shall include (1) the equipment number, type, make, Contractor/rental company name; and (2) the emission control devices make, model, USEPA or CARB verification number, or performance certification from the retrofit device manufacturer. Equipment reported as fitted with emissions control devices shall be made available to the Engineer for visual inspection of the device installation, prior to being used on the jobsite.

The Contractor shall submit an updated list of retrofitted off-road construction equipment as retrofitted equipment changes or comes on to the jobsite. The addition or deletion of any diesel powered equipment shall be included on the updated list.

If any diesel powered off-road equipment is found to be in non-compliance with any portion of this special provision, the Engineer will issue the Contractor a diesel retrofit deficiency deduction.

Any costs associated with retrofitting any diesel powered off-road equipment with emission control devices shall be considered as included in the contract unit prices bid for the various items of work involved and no additional compensation will be allowed. The Contractor's compliance with this notice and any associated regulations shall not be grounds for a claim.

### **Diesel Retrofit Deficiency Deduction**

When the Engineer determines that a diesel retrofit deficiency exists, a daily monetary deduction will be imposed for each calendar day or fraction thereof the deficiency continues to exist. The calendar day(s) will begin when the time period for correction is exceeded and end with the Engineer's written acceptance of the correction. The daily monetary deduction will be \$1,000.00 for each deficiency identified.

The deficiency will be based on lack of diesel retrofit emissions control.

If a Contractor accumulates three diesel retrofit deficiency deductions for the same piece of equipment in a contract period, the Contractor will be shutdown until the deficiency is corrected. Such a shutdown will not be grounds for any extension of the contract time, waiver of penalties, or be grounds for any claim.

## **EROSION CONTROL BLANKET (BDE)**

Effective: August 1, 2025

Revise Article 251.02 of the Standard Specifications to read:

**“251.02 Materials.** Materials shall be according to the following.

Item	Article/Section
(a) Compost .....	1081.05(b)
(b) Mulch .....	1081.06(a)
(c) Chemical Mulch Binder .....	1081.06(a)(3)
(d) Chemical Compost Binder .....	1081.06(a)(4)
(e) Erosion Control Blanket .....	1081.10(a)
(f) Wildlife Friendly Erosion Control Blanket .....	1081.10(b)
(g) Wire Staples .....	1081.10(c)
(h) Wood Stakes .....	1081.10(d)
(i) Turf Reinforcement Mat .....	1081.10(e)”

Revise the first and second sentences of Article 251.04 of the Standard Specifications to read:

**“251.04 Erosion Control Blanket.** All erosion control blanket materials shall be placed on the areas specified within 24 hours of seed placement.”

Revise the second paragraph of Article 251.04 of the Standard Specifications to read:

“After the area has been properly shaped, fertilized (when applicable), and seeded, the blanket shall be laid out flat, evenly, and smoothly, without stretching the material. The erosion control blanket shall be placed according to the manufacture’s recommendations.”

Revise the second sentence of Article 251.06(b) of the Standard Specifications to read:

“Erosion control blanket, wildlife friendly erosion control blanket, and turf reinforcement mat will be measured for payment in square yards (square meters).”

Revise Article 251.07 of the Standard Specifications to read:

**“251.07 Basis of Payment.** This work will be paid for at the contract unit price per acre (hectare) for MULCH, of the method specified; and at the contract unit price per square yard (square meter) for EROSION CONTROL BLANKET, WILDLIFE FRIENDLY EROSION CONTROL BLANKET, or TURF REINFORCEMENT MAT.”

Revise first sentence of Article 280.04(h) of the Standard Specifications to read:

“This system consists of temporarily installing erosion control blanket or wildlife friendly erosion control blanket over areas that are to be reworked during a later construction phase.”

Revise Article 280.08(g) of the Standard Specifications to read:

“(g) Temporary Erosion Control Blanket. Temporary erosion control blanket will be paid for at the contract unit price per square yard (square meter) for TEMPORARY EROSION CONTROL BLANKET or TEMPORARY WILDLIFE FRIENDLY EROSION CONTROL BLANKET.

The work of removing, storing, and reinstalling the blanket over areas to be reworked more than once will not be paid for separately but shall be included in the cost of the temporary erosion control blanket or temporary wildlife friendly erosion control blanket.”

Revise Article 1081.10 of the Standard Specifications to read:

“**1081.10 Erosion Control Blankets.** The manufacturer shall furnish a certificate with each shipment stating the amount of product furnished and that the material complies with these requirements.

- (a) Erosion Control Blanket. Erosion control blanket shall be covered on top and bottom, also known as double net, with a 100 percent biodegradable woven, natural fiber or jute net meeting the following.

Material	Minimum Value
Excelsior	80%
Straw	100%
Coconut or Coir	100% Coconut or Coir
Straw/Coconut or Coir	70% Straw / 30% Coconut or Coir

- (b) Wildlife Friendly Erosion Control Blanket. Wildlife friendly erosion control blanket shall be according to Article 1081.10(a) except the netting shall be loose weave, also known as leno weave or gauze weave, with a moveable joint.
- (c) Wire Staples. Staples shall be made from No. 11 gauge or heavier uncoated black carbon steel wire, a minimum of 1 in. (25 mm) wide at the top and a minimum overall length of 8 in. (200 mm).
- (d) Wood Stakes. Hardwood blanket anchors shall be nominally 7 in. (180 mm) long from neck of hook to tip of anchor. The anchor shall have a minimum 1/2 in. (13 mm) curving hook to hold the blanket in place.

- (e) Turf Reinforcement Mat (TRM). The TRM shall be comprised of non-degradable, ultraviolet stabilized synthetic fibers, filaments, netting, and/or wire mesh processed into a three-dimensional reinforced mat. The mats may include degradable material to assist with vegetation establishment. Soil filled mats will not be allowed.

The TRM shall meet the following physical and performance properties:

Property	Value	Test Method
Tensile Strength, lb/ft (kN/m)	150 (2.19) min.	ASTM D 6818
UV Stability, (% Tensile Retained)	80 min.	ASTM D 4355 (1000 Hour Exposure)
Resiliency, (% Thickness Retained)	80 min.	ASTM D 6524
Allowable Shear Stress, lb/sq ft (Pa) <sup>1/</sup>	8 (384)	ECTC approved test method and independent laboratory

1/ Minimum shear stress the TRM (fully vegetated) can sustain without physical damage or excess erosion (> 1/2 in. (13 mm) soil loss) during a 30 minute flow event in large scale testing.

For TRMs containing degradable components, all property values shall be obtained on the non-degradable portion of the matting alone.”

## FUEL COST ADJUSTMENT (BDE)

Effective: April 1, 2009

Revised: August 1, 2017

Description. Fuel cost adjustments will be made to provide additional compensation to the Contractor, or a credit to the Department, for fluctuations in fuel prices when optioned by the Contractor. The bidder shall indicate with their bid whether or not this special provision will be part of the contract. Failure to indicate “Yes” for any category of work will make that category of work exempt from fuel cost adjustment.

General. The fuel cost adjustment shall apply to contract pay items as grouped by category. The adjustment shall only apply to those categories of work checked “Yes”, and only when the cumulative plan quantities for a category exceed the required threshold. Adjustments to work items in a category, either up or down, and extra work paid for by agreed unit price will be subject to fuel cost adjustment only when the category representing the added work was subject to the fuel cost adjustment. Extra work paid for at a lump sum price or by force account will not be subject to fuel cost adjustment. Category descriptions and thresholds for application and the fuel usage factors which are applicable to each are as follows:



(a) Categories of Work.

- (1) Category A: Earthwork. Contract pay items performed under Sections 202, 204, and 206 including any modified standard or nonstandard items where the character of the work to be performed is considered earthwork. The cumulative total of all applicable item plan quantities shall exceed 25,000 cu yd (20,000 cu m). Included in the fuel usage factor is a weighted average 0.10 gal/cu yd (0.50 liters/cu m) factor for trucking.
- (2) Category B: Subbases and Aggregate Base Courses. Contract pay items constructed under Sections 311, 312 and 351 including any modified standard or nonstandard items where the character of the work to be performed is considered construction of a subbase or aggregate, stabilized or modified base course. The cumulative total of all applicable item plan quantities shall exceed 5000 tons (4500 metric tons). Included in the fuel usage factor is a 0.60 gal/ton (2.50 liters/metric ton) factor for trucking.
- (3) Category C: Hot-Mix Asphalt (HMA) Bases, Pavements and Shoulders. Contract pay items constructed under Sections 355, 406, 407 and 482 including any modified standard or nonstandard items where the character of the work to be performed is considered HMA bases, pavements and shoulders. The cumulative total of all applicable item plan quantities shall exceed 5000 tons (4500 metric tons). Included in the fuel usage factor is 0.60 gal/ton (2.50 liters/metric ton) factor for trucking.
- (4) Category D: Portland Cement Concrete (PCC) Bases, Pavements and Shoulders. Contract pay items constructed under Sections 353, 420, 421 and 483 including any modified standard or nonstandard items where the character of the work to be performed is considered PCC base, pavement or shoulder. The cumulative total of all applicable item plan quantities shall exceed 7500 sq yd (6000 sq m). Included in the fuel usage factor is 1.20 gal/cu yd (5.94 liters/cu m) factor for trucking.
- (5) Category E: Structures. Structure items having a cumulative bid price that exceeds \$250,000 for pay items constructed under Sections 502, 503, 504, 505, 512, 516 and 540 including any modified standard or nonstandard items where the character of the work to be performed is considered structure work when similar to that performed under these sections and not included in categories A through D.

(b) Fuel Usage Factors.

English Units Category	Factor	Units
A - Earthwork	0.34	gal / cu yd
B – Subbase and Aggregate Base courses	0.62	gal / ton
C – HMA Bases, Pavements and Shoulders	1.05	gal / ton
D – PCC Bases, Pavements and Shoulders	2.53	gal / cu yd
E – Structures	8.00	gal / \$1000

Metric Units Category	Factor	Units
A - Earthwork	1.68	liters / cu m
B – Subbase and Aggregate Base courses	2.58	liters / metric ton
C – HMA Bases, Pavements and Shoulders	4.37	liters / metric ton
D – PCC Bases, Pavements and Shoulders	12.52	liters / cu m
E – Structures	30.28	liters / \$1000

(c) Quantity Conversion Factors.

Category	Conversion	Factor
B	sq yd to ton	0.057 ton / sq yd / in depth
	sq m to metric ton	0.00243 metric ton / sq m / mm depth
C	sq yd to ton	0.056 ton / sq yd / in depth
	sq m to metric ton	0.00239 m ton / sq m / mm depth
D	sq yd to cu yd	0.028 cu yd / sq yd / in depth
	sq m to cu m	0.001 cu m / sq m / mm depth

Method of Adjustment. Fuel cost adjustments will be computed as follows.

$$CA = (FPI_P - FPI_L) \times FUF \times Q$$

Where: CA = Cost Adjustment, \$  
 FPI<sub>P</sub> = Fuel Price Index, as published by the Department for the month the work is performed, \$/gal (\$/liter)  
 FPI<sub>L</sub> = Fuel Price Index, as published by the Department for the month prior to the letting for work paid for at the contract price; or for the month the agreed unit price letter is submitted by the Contractor for extra work paid for by agreed unit price, \$/gal (\$/liter)  
 FUF = Fuel Usage Factor in the pay item(s) being adjusted  
 Q = Authorized construction Quantity, tons (metric tons) or cu yd (cu m)

The entire FUF indicated in paragraph (b) will be used regardless of use of trucking to perform the work.

**Basis of Payment.** Fuel cost adjustments may be positive or negative but will only be made when there is a difference between the  $FPI_L$  and  $FPI_P$  in excess of five percent, as calculated by:

$$\text{Percent Difference} = \{(FPI_L - FPI_P) \div FPI_L\} \times 100$$

Fuel cost adjustments will be calculated for each calendar month in which applicable work is performed; and will be paid or deducted when all other contract requirements for the items of work are satisfied. The adjustments shall not apply during contract time subject to liquidated damages for completion of the entire contract.

### **GUARDRAIL (BDE)**

Effective: November 1, 2025

Revise Article 701.17(f) of the Standard Specifications to read:

“(f) Guardrail. Where guardrail is temporarily removed or where the guardrail installation is incomplete, Type II barricades or drums shall be placed at 50 ft (15 m) centers during completion of the work.

Guardrail installation shall be completed within three calendar days of removal or shielded with a temporary longitudinal traffic barrier approved by the Engineer.

On staged construction projects all guardrail and end terminal installations shall be complete prior to switching traffic.”

### **PAVEMENT MARKING (BDE)**

Effective: April 1, 2025

Revised: November 1, 2025

Revise the fourth sentence of the fourth paragraph of Article 780.05 of the Standard Specifications to read:

“Grooves for letters and symbols shall be cut in a rectangular shape or in the shape of the proposed marking so the entire marking will fit within the limits of the grooved area.”

Revise the last sentence of the third paragraph of Article 780.08 of the Standard Specifications to read:

“The Contractor shall install the preformed plastic pavement markings according to the manufacturer’s recommendations.”

Revise the second sentence of the first paragraph of Article 780.13 of the Standard Specifications to read:

“In addition, thermoplastic, preformed plastic, epoxy, preformed thermoplastic, polyurea, and modified urethane pavement markings will be inspected following a winter performance period that extends from November 15 to April 1 of the next year.”

## PERFORMANCE GRADED ASPHALT BINDER (BDE)

Effective: January 1, 2023

Revise Article 1032.05 of the Standard Specifications to read:

**“1032.05 Performance Graded Asphalt Binder.** These materials will be accepted according to the Bureau of Materials Policy Memorandum, “Performance Graded Asphalt Binder Qualification Procedure.” The Department will maintain a qualified producer list. These materials shall be free from water and shall not foam when heated to any temperature below the actual flash point. Air blown asphalt, recycle engine oil bottoms (ReOB), and polyphosphoric acid (PPA) modification shall not be used.

When requested, producers shall provide the Engineer with viscosity/temperature relationships for the performance graded asphalt binders delivered and incorporated in the work.

- (a) Performance Graded (PG) Asphalt Binder. The asphalt binder shall meet the requirements of AASHTO M 320, Table 1 “Standard Specification for Performance Graded Asphalt Binder” for the grade shown on the plans and the following.

Test	Parameter
Small Strain Parameter (AASHTO PP 113) BBR, $\Delta T_c$ , 40 hrs PAV (40 hrs continuous or 2 PAV at 20 hrs)	-5 °C min.

- (b) Modified Performance Graded (PG) Asphalt Binder. The asphalt binder shall meet the requirements of AASHTO M 320, Table 1 “Standard Specification for Performance Graded Asphalt Binder” for the grade shown on the plans.

Asphalt binder modification shall be performed at the source, as defined in the Bureau of Materials Policy Memorandum, “Performance Graded Asphalt Binder Qualification Procedure.”

Modified asphalt binder shall be safe to handle at asphalt binder production and storage temperatures or HMA construction temperatures. Safety Data Sheets (SDS) shall be provided for all asphalt modifiers.

- (1) Polymer Modification (SB/SBS or SBR). Elastomers shall be added to the base asphalt binder to achieve the specified performance grade and shall be either a styrene-butadiene diblock, triblock copolymer without oil extension, or a styrene-butadiene rubber. The polymer modified asphalt binder shall be smooth, homogeneous, and be according to the requirements shown in Table 1 or 2 for the grade shown on the plans.

Table 1 - Requirements for Styrene-Butadiene Copolymer (SB/SBS) Modified Asphalt Binders		
Test	Asphalt Grade SB/SBS PG 64-28 SB/SBS PG 70-22	Asphalt Grade SB/SBS PG 64-34 SB/SBS PG 70-28 SB/SBS PG 76-22 SB/SBS PG 76-28
Separation of Polymer ITP, "Separation of Polymer from Asphalt Binder" Difference in °F (°C) of the softening point between top and bottom portions	4 (2) max.	4 (2) max.
TESTS ON RESIDUE FROM ROLLING THIN FILM OVEN TEST (AASHTO T 240)		
Elastic Recovery ASTM D 6084, Procedure A, 77 °F (25 °C), 100 mm elongation, %	60 min.	70 min.

Table 2 - Requirements for Styrene-Butadiene Rubber (SBR) Modified Asphalt Binders		
Test	Asphalt Grade SBR PG 64-28 SBR PG 70-22	Asphalt Grade SB/SBS PG 64-34 SB/SBS PG 70-28 SBR PG 76-22 SBR PG 76-28
Separation of Polymer ITP, "Separation of Polymer from Asphalt Binder" Difference in °F (°C) of the softening point between top and bottom portions	4 (2) max.	4 (2) max.
Toughness ASTM D 5801, 77 °F (25 °C), 20 in./min. (500 mm/min.), in.-lbs (N-m)	110 (12.5) min.	110 (12.5) min.
Tenacity ASTM D 5801, 77 °F (25 °C), 20 in./min. (500 mm/min.), in.-lbs (N-m)	75 (8.5) min.	75 (8.5) min.
TESTS ON RESIDUE FROM ROLLING THIN FILM OVEN TEST (AASHTO T 240)		
Elastic Recovery ASTM D 6084, Procedure A, 77 °F (25 °C), 100 mm elongation, %	40 min.	50 min.

- (2) Ground Tire Rubber (GTR) Modification. GTR modification is the addition of recycled ground tire rubber to liquid asphalt binder to achieve the specified performance grade. GTR shall be produced from processing automobile and/or truck tires by the ambient grinding method or micronizing through a cryogenic process. GTR shall not exceed 1/16 in. (2 mm) in any dimension and shall not contain free metal particles, moisture that would cause foaming of the asphalt, or other foreign materials. A mineral powder (such as talc) meeting the requirements of AASHTO M 17 may be added, up to a maximum of four percent by weight of GTR to reduce sticking and caking of the GTR particles. When tested in accordance with Illinois Modified AASHTO T 27 "Standard Method of Test for Sieve Analysis of Fine and Coarse Aggregates" or AASHTO PP 74 "Standard Practice for Determination of Size and Shape of Glass Beads Used in Traffic Markings by Means of Computerized Optical Method", a 50 g sample of the GTR shall conform to the following gradation requirements.

Sieve Size	Percent Passing
No. 16 (1.18 mm)	100
No. 30 (600 $\mu$ m)	95 $\pm$ 5
No. 50 (300 $\mu$ m)	> 20

GTR modified asphalt binder shall be tested for rotational viscosity according to AASHTO T 316 using spindle S27. GTR modified asphalt binder shall be tested for original dynamic shear and RTFO dynamic shear according to AASHTO T 315 using a gap of 2 mm.

The GTR modified asphalt binder shall meet the requirements of Table 3.

Table 3 - Requirements for Ground Tire Rubber (GTR) Modified Asphalt Binders		
Test	Asphalt Grade GTR PG 64-28 GTR PG 70-22	Asphalt Grade GTR PG 76-22 GTR PG 76-28 GTR PG 70-28
TESTS ON RESIDUE FROM ROLLING THIN FILM OVEN TEST (AASHTO T 240)		
Elastic Recovery ASTM D 6084, Procedure A, 77 °F (25 °C), 100 mm elongation, %	60 min.	70 min.

- (3) Softener Modification (SM). Softener modification is the addition of organic compounds, such as engineered flux, bio-oil blends, modified vegetable oils, glycol amines, and fatty acid derivatives, to the base asphalt binder to achieve the specified performance grade. Softeners shall be dissolved, dispersed, or reacted in the asphalt binder to enhance its performance and shall remain compatible with the asphalt binder with no separation. Softeners shall not be added to modified PG asphalt binder as defined in Articles 1032.05(b)(1) or 1032.05(b)(2).

An Attenuated Total Reflectance-Fourier Transform Infrared spectrum (ATR-FTIR) shall be collected for both the softening compound as well as the softener modified asphalt binder at the dose intended for qualification. The ATR-FTIR spectra shall be collected on unaged softener modified binder, 20-hour Pressurized Aging Vessel (PAV) aged softener modified binder, and 40-hour PAV aged softener modified binder. The ATR-FTIR shall be collected in accordance with Illinois Test Procedure 601. The electronic files spectral files (in one of the following extensions or equivalent: \*.SPA, \*.SPG, \*.IRD, \*.IFG, \*.CSV, \*.SP, \*.IRS, \*.GAML, \*. [0-9], \*.IGM, \*.ABS, \*.DRT, \*.SBM, \*.RAS) shall be submitted to the Central Bureau of Materials.

Softener modified asphalt binders shall meet the requirements in Table 4.

Table 4 - Requirements for Softener Modified Asphalt Binders	
Test	Asphalt Grade
	SM PG 46-28      SM PG 46-34
	SM PG 52-28      SM PG 52-34
	SM PG 58-22      SM PG 58-28
	SM PG 64-22
Small Strain Parameter (AASHTO PP 113) BBR, $\Delta T_c$ , 40 hrs PAV (40 hrs continuous or 2 PAV at 20 hrs)	-5°C min.
Large Strain Parameter (Illinois Modified AASHTO T 391) DSR/LAS Fatigue Property, $\Delta G^* _{peak}$ , 40 hrs PAV (40 hrs continuous or 2 PAV at 20 hrs)	$\geq 54$ %

The following grades may be specified as tack coats.

Asphalt Grade	Use
PG 58-22, PG 58-28, PG 64-22	Tack Coat"

Revise Article 1031.06(c)(1) and 1031.06(c)(2) of the Standard Specifications to read:

“(1) RAP/RAS. When RAP is used alone or RAP is used in conjunction with RAS, the percentage of virgin ABR shall not exceed the amounts listed in the following table.

HMA Mixtures - RAP/RAS Maximum ABR % <sup>1/2/</sup>			
Ndesign	Binder	Surface	Polymer Modified Binder or Surface <sup>3/</sup>
30	30	30	10
50	25	15	10
70	15	10	10
90	10	10	10

- 1/ For Low ESAL HMA shoulder and stabilized subbase, the RAP/RAS ABR shall not exceed 50 percent of the mixture.
  - 2/ When RAP/RAS ABR exceeds 20 percent, the high and low virgin asphalt binder grades shall each be reduced by one grade (i.e. 25 percent ABR would require a virgin asphalt binder grade of PG 64-22 to be reduced to a PG 58-28).
  - 3/ The maximum ABR percentages for ground tire rubber (GTR) modified mixes shall be equivalent to the percentages specified for SBS/SBR polymer modified mixes.
- (2) FRAP/RAS. When FRAP is used alone or FRAP is used in conjunction with RAS, the percentage of virgin asphalt binder replacement shall not exceed the amounts listed in the following table.

HMA Mixtures - FRAP/RAS Maximum ABR % <sup>1/ 2/</sup>			
Ndesign	Binder	Surface	Polymer Modified Binder or Surface <sup>3/</sup>
30	55	45	15
50	45	40	15
70	45	35	15
90	45	35	15
SMA	- -	- -	25
IL-4.75	- -	- -	35

- 1/ For Low ESAL HMA shoulder and stabilized subbase, the FRAP/RAS ABR shall not exceed 50 percent of the mixture.
- 2/ When FRAP/RAS ABR exceeds 20 percent for all mixes, the high and low virgin asphalt binder grades shall each be reduced by one grade (i.e. 25 percent ABR would require a virgin asphalt binder grade of PG 64-22 to be reduced to a PG 58-28).
- 3/ The maximum ABR percentages for GTR modified mixes shall be equivalent to the percentages specified for SBS/SBR polymer modified mixes.”

Add the following to the end of Note 2 of Article 1030.03 of the Standard Specifications.

“A dedicated storage tank for the ground tire rubber (GTR) modified asphalt binder shall be provided. This tank shall be capable of providing continuous mechanical mixing throughout and/or recirculation of the asphalt binder to provide a uniform mixture. The tank shall be heated and capable of maintaining the temperature of the asphalt binder at 300 °F to 350 °F (149 °C to 177 °C). The asphalt binder metering systems of dryer drum plants shall be calibrated with the actual GTR modified asphalt binder material with an accuracy of ±0.40 percent.”



## **RAISED REFLECTIVE PAVEMENT MARKERS (BDE)**

Effective: November 1, 2025

Revise the eighth sentence of the second paragraph of Article 781.03(a) of the Standard Specifications to read:

“A rapid setting epoxy selected from the Department’s qualified product list for raised reflective pavement markers shall be poured into the cut to within 3/8 in. (9 mm) of the pavement surface.”

Revise the first sentence of Article 1096.01 of the Standard Specifications to read:

**“1096.01 Raised Reflective Pavement Markers.** Raised reflective pavement markers shall meet the following requirements and be on the Department’s qualified product list.”

## **REMOVAL AND DISPOSAL OF REGULATED SUBSTANCES (BDE)**

Effective: January 1, 2024

Revised: April 1, 2024

Revise the first paragraph of Article 669.04 of the Standard Specifications to read:

**“669.04 Regulated Substances Monitoring.** Regulated substances monitoring includes environmental observation and field screening during regulated substances management activities. The excavated soil and groundwater within the work areas shall be managed as either uncontaminated soil, hazardous waste, special waste, or non-special waste.

As part of the regulated substances monitoring, the monitoring personnel shall perform and document the applicable duties listed on form BDE 2732 “Regulated Substances Monitoring Daily Record (RSMDR)”.

Revise the first two sentences of the nineteenth paragraph of Article 669.05 of the Standard Specifications to read:

“The Contractor shall coordinate waste disposal approvals with the disposal facility and provide the specific analytical testing requirements of that facility. The Contractor shall make all arrangements for collection, transportation, and analysis of landfill acceptance testing.”

Revise the last paragraph of Article 669.05 of the Standard Specifications to read:

“The Contractor shall select a permitted landfill facility or CCDD/USFO facility meeting the requirements of 35 Ill. Admin. Code Parts 810-814 or Part 1100, respectively. The Department will review and approve or reject the facility proposed by the Contractor based upon information provided in BDE 2730. The Contractor shall verify whether the selected facility is compliant with those applicable standards as mandated by their permit and whether the facility is presently, has previously been, or has never been, on the United States Environmental Protection Agency (U.S. EPA) National Priorities List or the Resource Conservation and Recovery Act (RCRA) List of Violating Facilities. The use of a Contractor selected facility shall in no manner delay the construction schedule or alter the Contractor's responsibilities as set forth.”

Revise the first paragraph of Article 669.07 of the Standard Specifications to read:

**“669.07 Temporary Staging.** Soil classified according to Articles 669.05(a)(2), (b)(1), or (c) may be temporarily staged at the Contractor's option. All other soil classified according to Articles 669.05(a)(1), (a)(3), (a)(4), (a)(5), (a)(6), or (b)(2) shall be managed and disposed of without temporary staging to the greatest extent practicable. If circumstances beyond the Contractor's control require temporary staging of these latter materials, the Contractor shall request approval from the Engineer in writing.

Topsoil for re-use as final cover which has been field screened and found not to exhibit PID readings over daily background readings as documented on the BDE 2732, visual staining or odors, and is classified according to Articles 669.05(a)(2), (a)(3), (a)(4), (b)(1), or (c) may be temporarily staged at the Contractor's option.”

Add the following paragraph after the sixth paragraph of Article 669.11 of the Standard Specifications.

“The sampling and testing of effluent water derived from dewatering discharges for priority pollutants volatile organic compounds (VOCs), priority pollutants semi-volatile organic compounds (SVOCs), or priority pollutants metals, will be paid for at the contract unit price per each for VOCS GROUNDWATER ANALYSIS using EPA Method 8260B, SVOCs GROUNDWATER ANALYSIS using EPA Method 8270C, or RCRA METALS GROUNDWATER ANALYSIS using EPA Methods 6010B and 7471A. This price shall include transporting the sample from the job site to the laboratory.”

Revise the first sentence of the eight paragraph of Article 669.11 of the Standard Specifications to read:

“Payment for temporary staging of soil classified according to Articles 669.05(a)(1), (a)(3), (a)(4), (a)(5), (a)(6), or (b)(2) to be managed and disposed of, if required and approved by the Engineer, will be paid according to Article 109.04.”

## **SEEDING (BDE)**

Effective: November 1, 2022

Revise Article 250.07 of the Standard Specifications to read:

**“250.07 Seeding Mixtures.** The classes of seeding mixtures and combinations of mixtures will be designated in the plans.

When an area is to be seeded with two or more seeding classes, those mixtures shall be applied separately on the designated area within a seven day period. Seeding shall occur prior to placement of mulch cover. A Class 7 mixture can be applied at any time prior to applying any seeding class or added to them and applied at the same time.

TABLE 1 - SEEDING MIXTURES			
Class - Type	Seeds	lb/acre (kg/hectare)	
1 Lawn Mixture 1/	Kentucky Bluegrass	100	(110)
	Perennial Ryegrass	60	(70)
	<i>Festuca rubra</i> ssp. <i>rubra</i> (Creeping Red Fescue)	40	(50)
1A Salt Tolerant Lawn Mixture 1/	Kentucky Bluegrass	60	(70)
	Perennial Ryegrass	20	(20)
	<i>Festuca rubra</i> ssp. <i>rubra</i> (Creeping Red Fescue)	20	(20)
	<i>Festuca brevipilla</i> (Hard Fescue)	20	(20)
	<i>Puccinellia distans</i> (Fults Saltgrass or Salty Alkaligrass)	60	(70)
1B Low Maintenance Lawn Mixture 1/	Turf-Type Fine Fescue 3/	150	(170)
	Perennial Ryegrass	20	(20)
	Red Top	10	(10)
	<i>Festuca rubra</i> ssp. <i>rubra</i> (Creeping Red Fescue)	20	(20)
2 Roadside Mixture 1/	<i>Lolium arundinaceum</i> (Tall Fescue)	100	(110)
	Perennial Ryegrass	50	(55)
	<i>Festuca rubra</i> ssp. <i>rubra</i> (Creeping Red Fescue)	40	(50)
	Red Top	10	(10)
2A Salt Tolerant Roadside Mixture 1/	<i>Lolium arundinaceum</i> (Tall Fescue)	60	(70)
	Perennial Ryegrass	20	(20)
	<i>Festuca rubra</i> ssp. <i>rubra</i> (Creeping Red Fescue)	30	(20)
	<i>Festuca brevipilla</i> (Hard Fescue)	30	(20)
	<i>Puccinellia distans</i> (Fults Saltgrass or Salty Alkaligrass)	60	(70)
3 Northern Illinois Slope Mixture 1/	<i>Elymus canadensis</i> (Canada Wild Rye) 5/	5	(5)
	Perennial Ryegrass	20	(20)
	Alsike Clover 4/	5	(5)
	<i>Desmanthus illinoensis</i> (Illinois Bundleflower) 4/ 5/	2	(2)
	<i>Schizachyrium scoparium</i> (Little Bluestem) 5/	12	(12)
	<i>Bouteloua curtipendula</i> (Side-Oats Grama) 5/	10	(10)
	<i>Puccinellia distans</i> (Fults Saltgrass or Salty Alkaligrass)	30	(35)
	Oats, Spring	50	(55)
	Slender Wheat Grass 5/	15	(15)
	Buffalo Grass 5/ 7/	5	(5)
3A Southern Illinois Slope Mixture 1/	Perennial Ryegrass	20	(20)
	<i>Elymus canadensis</i> (Canada Wild Rye) 5/	20	(20)
	<i>Panicum virgatum</i> (Switchgrass) 5/	10	(10)
	<i>Schizachyrium scoparium</i> (Little Blue Stem) 5/	12	(12)
	<i>Bouteloua curtipendula</i> (Side-Oats Grama) 5/	10	(10)
	<i>Dalea candida</i> (White Prairie Clover) 4/ 5/	5	(5)
	<i>Rudbeckia hirta</i> (Black-Eyed Susan) 5/	5	(5)
	Oats, Spring	50	(55)

Class – Type	Seeds	lb/acre (kg/hectare)
4 Native Grass 2/ 6/	<i>Andropogon gerardi</i>	4 (4)
	(Big Blue Stem) 5/	
	<i>Schizachyrium scoparium</i>	5 (5)
	(Little Blue Stem) 5/	
	<i>Bouteloua curtipendula</i>	5 (5)
	(Side-Oats Grama) 5/	
	<i>Elymus canadensis</i>	1 (1)
	(Canada Wild Rye) 5/	
	<i>Panicum virgatum</i> (Switch Grass) 5/	1 (1)
	<i>Sorghastrum nutans</i> (Indian Grass) 5/	2 (2)
4A Low Profile Native Grass 2/ 6/	Annual Ryegrass	25 (25)
	Oats, Spring	25 (25)
	Perennial Ryegrass	15 (15)
	<i>Schizachyrium scoparium</i>	5 (5)
	(Little Blue Stem) 5/	
	<i>Bouteloua curtipendula</i>	5 (5)
	(Side-Oats Grama) 5/	
	<i>Elymus canadensis</i>	1 (1)
	(Canada Wild Rye) 5/	
	<i>Sporobolus heterolepis</i>	0.5 (0.5)
4B Wetland Grass and Sedge Mixture 2/ 6/	(Prairie Dropseed) 5/	
	Annual Ryegrass	25 (25)
	Oats, Spring	25 (25)
	Perennial Ryegrass	15 (15)
	Wetland Grasses (species below) 5/	6 (6)
	<u>Species:</u>	<u>% By Weight</u>
	<i>Calamagrostis canadensis</i> (Blue Joint Grass)	12
	<i>Carex lacustris</i> (Lake-Bank Sedge)	6
	<i>Carex slipata</i> (Awl-Fruited Sedge)	6
	<i>Carex stricta</i> (Tussock Sedge)	6
	<i>Carex vulpinoidea</i> (Fox Sedge)	6
	<i>Eleocharis acicularis</i> (Needle Spike Rush)	3
	<i>Eleocharis obtusa</i> (Blunt Spike Rush)	3
	<i>Glyceria striata</i> (Fowl Manna Grass)	14
	<i>Juncus effusus</i> (Common Rush)	6
	<i>Juncus tenuis</i> (Slender Rush)	6
	<i>Juncus torreyi</i> (Torrey's Rush)	6
	<i>Leersia oryzoides</i> (Rice Cut Grass)	10
	<i>Scirpus acutus</i> (Hard-Stemmed Bulrush)	3
	<i>Scirpus atrovirens</i> (Dark Green Rush)	3
	<i>Bolboschoenus fluviatilis</i> (River Bulrush)	3
	<i>Schoenoplectus tabernaemontani</i> (Softstem Bulrush)	3
	<i>Spartina pectinata</i> (Cord Grass)	4

Class – Type	Seeds	lb/acre (kg/hectare)
5	Forb with Annuals Mixture (Below)	1 (1)
	Annuals Mixture 2/ 5/ 6/ Forb Mixture (Below)	10 (10)
Annuals Mixture - Mixture not exceeding 25 % by weight of any one species, of the following:		
<i>Coreopsis lanceolata</i> (Sand Coreopsis) <i>Leucanthemum maximum</i> (Shasta Daisy) <i>Gaillardia pulchella</i> (Blanket Flower) <i>Ratibida columnifera</i> (Prairie Coneflower) <i>Rudbeckia hirta</i> (Black-Eyed Susan)		
Forb Mixture - Mixture not exceeding 5 % by weight PLS of any one species, of the following:		
<i>Amorpha canescens</i> (Lead Plant) 4/ <i>Anemone cylindrica</i> (Thimble Weed) <i>Asclepias tuberosa</i> (Butterfly Weed) <i>Aster azureus</i> (Sky Blue Aster) <i>Symphyotrichum leave</i> (Smooth Aster) <i>Aster novae-angliae</i> (New England Aster) <i>Baptisia leucantha</i> (White Wild Indigo) 4/ <i>Coreopsis palmata</i> (Prairie Coreopsis) <i>Echinacea pallida</i> (Pale Purple Coneflower) <i>Eryngium yuccifolium</i> (Rattlesnake Master) <i>Helianthus mollis</i> (Downy Sunflower) <i>Heliopsis helianthoides</i> (Ox-Eye) <i>Liatris aspera</i> (Rough Blazing Star) <i>Liatris pycnostachya</i> (Prairie Blazing Star) <i>Monarda fistulosa</i> (Prairie Bergamot) <i>Parthenium integrifolium</i> (Wild Quinine) <i>Dalea candida</i> (White Prairie Clover) 4/ <i>Dalea purpurea</i> (Purple Prairie Clover) 4/ <i>Physostegia virginiana</i> (False Dragonhead) <i>Potentilla arguta</i> (Prairie Cinquefoil) <i>Ratibida pinnata</i> (Yellow Coneflower) <i>Rudbeckia subtomentosa</i> (Fragrant Coneflower) <i>Silphium laciniatum</i> (Compass Plant) <i>Silphium terebinthinaceum</i> (Prairie Dock) <i>Oligoneuron rigidum</i> (Rigid Goldenrod) <i>Tradescantia ohiensis</i> (Spiderwort) <i>Veronicastrum virginicum</i> (Culver's Root)		

Class – Type	Seeds	lb/acre (kg/hectare)
5A Large Flower Native Forb Mixture 2/ 5/ 6/	Forb Mixture (see below)	5 (5)
<u>Species:</u> <i>Aster novae-angliae</i> (New England Aster) <i>Echinacea pallida</i> (Pale Purple Coneflower) <i>Helianthus mollis</i> (Downy Sunflower) <i>Heliopsis helianthoides</i> (Ox-Eye) <i>Liatris pycnostachya</i> (Prairie Blazing Star) <i>Ratibida pinnata</i> (Yellow Coneflower) <i>Rudbeckia hirta</i> (Black-Eyed Susan) <i>Silphium laciniatum</i> (Compass Plant) <i>Silphium terebinthinaceum</i> (Prairie Dock) <i>Oligoneuron rigidum</i> (Rigid Goldenrod)		<u>% By Weight</u> 5 10 10 10 10 5 10 10 20 10
5B Wetland Forb 2/ 5/ 6/	Forb Mixture (see below)	2 (2)
<u>Species:</u> <i>Acorus calamus</i> (Sweet Flag) <i>Angelica atropurpurea</i> (Angelica) <i>Asclepias incarnata</i> (Swamp Milkweed) <i>Aster puniceus</i> (Purple Stemmed Aster) <i>Bidens cernua</i> (Beggarticks) <i>Eutrochium maculatum</i> (Spotted Joe Pye Weed) <i>Eupatorium perfoliatum</i> (Boneset) <i>Helenium autumnale</i> (Autumn Sneeze Weed) <i>Iris virginica shrevei</i> (Blue Flag Iris) <i>Lobelia cardinalis</i> (Cardinal Flower) <i>Lobelia siphilitica</i> (Great Blue Lobelia) <i>Lythrum alatum</i> (Winged Loosestrife) <i>Physostegia virginiana</i> (False Dragonhead) <i>Persicaria pensylvanica</i> (Pennsylvania Smartweed) <i>Persicaria lapathifolia</i> (Curlytop Knotweed) <i>Pychanthemum virginianum</i> (Mountain Mint) <i>Rudbeckia laciniata</i> (Cut-leaf Coneflower) <i>Oligoneuron riddellii</i> (Riddell Goldenrod) <i>Sparganium eurycarpum</i> (Giant Burreed)		<u>% By Weight</u> 3 6 2 10 7 7 7 2 2 5 5 2 5 10 10 5 5 2 5
6 Conservation Mixture 2/ 6/	<i>Schizachyrium scoparium</i> (Little Blue Stem) 5/ <i>Elymus canadensis</i> (Canada Wild Rye) 5/ Buffalo Grass 5/ 7/ Vernal Alfalfa 4/ Oats, Spring	5 (5) 2 (2) 5 (5) 15 (15) 48 (55)
6A Salt Tolerant Conservation Mixture 2/ 6/	<i>Schizachyrium scoparium</i> (Little Blue Stem) 5/ <i>Elymus canadensis</i> (Canada Wild Rye) 5/ Buffalo Grass 5/ 7/ Vernal Alfalfa 4/ Oats, Spring <i>Puccinellia distans</i> (Fults Saltgrass or Salty Alkaligrass)	5 (5) 2 (2) 5 (5) 15 (15) 48 (55) 20 (20)
7 Temporary Turf Cover Mixture	Perennial Ryegrass Oats, Spring	50 (55) 64 (70)

Notes:

- 1/ Seeding shall be performed when the ambient temperature has been between 45 °F (7 °C) and 80 °F (27 °C) for a minimum of seven (7) consecutive days and is forecasted to be the same for the next five (5) days according to the National Weather Service.
- 2/ Seeding shall be performed in late fall through spring beginning when the ambient temperature has been below 45 °F (7 °C) for a minimum of seven (7) consecutive days and ending when the ambient temperature exceeds 80 °F (27 °C) according to the National Weather Service.
- 3/ Specific variety as shown in the plans or approved by the Engineer.
- 4/ Inoculation required.
- 5/ Pure Live Seed (PLS) shall be used.
- 6/ Fertilizer shall not be used.
- 7/ Seed shall be primed with KNO<sub>3</sub> to break dormancy and dyed to indicate such.

Seeding will be inspected after a period of establishment. The period of establishment shall be six (6) months minimum, but not to exceed nine (9) months. After the period of establishment, areas not exhibiting 75 percent uniform growth shall be interseeded or reseeded, as determined by the Engineer, at no additional cost to the Department."

**SHORT TERM AND TEMPORARY PAVEMENT MARKINGS (BDE)**

Effective: April 1, 2024

Revised: April 2, 2024

Revise Article 701.02(d) of the Standard Specifications to read:

"(d) Pavement Marking Tapes (Note 3) .....1095.06"

Add the following Note to the end of Article 701.02 of the Standard Specifications:

"Note 3. White or yellow pavement marking tape that is to remain in place longer than 14 days shall be Type IV tape."

Revise Article 703.02(c) of the Standard Specifications to read:

"(c) Pavement Marking Tapes (Note 1) .....1095.06"

Add the following Note to the end of Article 703.02 of the Standard Specifications:

"Note 1. White or yellow pavement marking tape that is to remain in place longer than 14 days shall be Type IV tape."



Revise Article 1095.06 of the Standard Specifications to read:

**“1095.06 Pavement Marking Tapes.** Type I white or yellow marking tape shall consist of glass spheres embedded into a binder on a foil backing that is precoated with a pressure sensitive adhesive. The spheres shall be of uniform gradation and distributed evenly over the surface of the tape.

Type IV tape shall consist of white or yellow tape with wet reflective media incorporated to provide immediate and continuing retroreflection in wet and dry conditions. The wet retroreflective media shall be bonded to a durable polyurethane surface. The patterned surface shall have approximately  $40 \pm 10$  percent of the surface area raised and presenting a near vertical face to traffic from any direction. The channels between the raised areas shall be substantially free of exposed reflective elements or particles.

Blackout tape shall consist of a matte black, non-reflective, patterned surface that is precoated with a pressure sensitive adhesive.

- (a) Color. The white and yellow markings shall meet the following requirements for daylight reflectance and color, when tested, using a color spectrophotometer with 45 degrees circumferential/zero degree geometry, illuminant D65, and two degree observer angle. The color instrument shall measure the visible spectrum from 380 to 720 nm with a wavelength measurement interval and spectral bandpass of 10 nm.

Color	Daylight Reflectance %Y
White	65 min.
Yellow *	36 - 59

\*Shall match Aerospace Material Specification Standard 595 33538 (Orange Yellow) and the chromaticity limits as follows.

x	0.490	0.475	0.485	0.530
y	0.470	0.438	0.425	0.456

- (b) Retroreflectivity. The white and yellow markings shall be retroreflective. Reflective values measured in accordance with the photometric testing procedure of ASTM D 4061 shall not be less than those listed in the table below. The coefficient of retroreflected luminance,  $R_L$ , shall be expressed as average millicandelas/footcandle/sq ft (millicandelas/lux/sq m), measured on a 3.0 x 0.5 ft (900 mm x 150 mm) panel at 86 degree entrance angle.

Coefficient of Retroreflected Luminance, $R_L$ , Dry					
Type I			Type IV		
Observation Angle	White	Yellow	Observation Angle	White	Yellow
0.2°	2700	2400	0.2°	1300	1200
0.5°	2250	2000	0.5°	1100	1000

Wet retroreflectance shall be measured for Type IV under wet conditions according to ASTM E 2177 and meet the following.

Wet Retroreflectance, Initial R <sub>L</sub>	
Color	R <sub>L</sub> 1.05/88.76
White	300
Yellow	200

- (c) Skid Resistance. The surface of Type IV and blackout markings shall provide a minimum skid resistance of 45 BPN when tested according to ASTM E 303.
- (d) Application. The pavement marking tape shall have a precoated pressure sensitive adhesive and shall require no activation procedures. Test pieces of the tape shall be applied according to the manufacturer's instructions and tested according to ASTM D 1000, Method A, except that a stiff, short bristle roller brush and heavy hand pressure will be substituted for the weighted rubber roller in applying the test pieces to the metal test panel. Material tested as directed above shall show a minimum adhesion value of 750 g/in. (30 g/mm) width at the temperatures specified in ASTM D 1000. The adhesive shall be resistant to oils, acids, solvents, and water, and shall not leave objectionable stains or residue after removal. The material shall be flexible and conformable to the texture of the pavement.
- (e) Durability. Type IV and blackout tape shall be capable of performing for the duration of a normal construction season and shall then be capable of being removed intact or in large sections at pavement temperatures above 40 °F (4 °C) either manually or with a roll-up device without the use of sandblasting, solvents, or grinding. The Contractor shall provide a manufacturer's certification that the material meets the requirements for being removed after the following minimum traffic exposure based on transverse test decks with rolling traffic.
- (1) Time in place - 400 days
  - (2) ADT per lane - 9,000 (28 percent trucks)
  - (3) Axle hits - 10,000,000 minimum

Samples of the material applied to standard specimen plates will be measured for thickness and tested for durability in accordance with ASTM D 4060, using a CS-17 wheel and 1000-gram load, and shall meet the following criteria showing no significant change in color after being tested for the number of cycles indicated.

Test	Type I	Type IV	Blackout
Minimum Initial Thickness, mils (mm)	20 (0.51)	65 (1.65) <sup>1/</sup> 20 (0.51) <sup>2/</sup>	65 (1.65) <sup>1/</sup> 20 (0.51) <sup>2/</sup>
Durability (cycles)	5,000	1,500	1,500

1/ Measured at the thickest point of the patterned surface.

2/ Measured at the thinnest point of the patterned surface.

The pavement marking tape, when applied according to the manufacturer's recommended procedures, shall be weather resistant and shall show no appreciable fading, lifting, or shrinkage during the useful life of the marking. The tape, as applied, shall be of good appearance, free of cracks, and edges shall be true, straight, and unbroken.

(f) Sampling and Inspection.

- (1) Sample. Prior to approval and use of Type IV pavement marking tape, the manufacturer shall submit a notarized certification from an independent laboratory, together with the results of all tests, stating that the material meets the requirements as set forth herein. The independent laboratory test report shall state the lot tested, the manufacturer's name, and the date of manufacture.

After initial approval by the Department, samples and certification by the manufacturer shall be submitted for each subsequent batch of Type IV tape used. The manufacturer shall submit a certification stating that the material meets the requirements as set forth herein and is essentially identical to the material sent for qualification. The certification shall state the lot tested, the manufacturer's name, and the date of manufacture.

- (2) Inspection. The Contractor shall provide a manufacturer's certification to the Engineer stating the material meets all requirements of this specification. All material samples for acceptance tests shall be taken or witnessed by a representative of the Bureau of Materials and shall be submitted to the Engineer of Materials, 126 East Ash Street, Springfield, Illinois 62704-4766 at least 30 days in advance of the pavement marking operations."

**SOURCE OF SUPPLY AND QUALITY REQUIREMENTS (BDE)**

Effective: January 2, 2023

Revised: January 1, 2026

Revise the third through ninth paragraphs of Article 106.01 of the Standard Specifications to read:

"Articles, materials, and supplies shall be classified into only one of the following categories.

- (a) Iron and Steel. All iron and steel products, which are to be incorporated into the work, shall be domestically manufactured or produced and fabricated, unless an exception is expressly permitted under Federal and/or State law and written permission is given by the Department. The Contractor shall obtain from the iron or steel producer and/or fabricator, in addition to the mill analysis, a certification that all iron or steel materials meet these domestic source requirements.

The applications of all coatings, epoxy, galvanizing, painting, etc. to iron and steel products shall be domestically applied.

- (b) **Manufactured Products.** Manufactured products shall include articles, materials or supplies that have been processed into a specific form or shape; or have been combined with other articles, materials, or supplies to create a product with different properties than the individual articles, materials, or supplies. Manufactured products incorporated into the work shall have the final assembly for the manufacturing process occur domestically.

A manufactured product may include components that are construction materials, iron or steel products, or exempt materials.

Precast concrete products and intelligent transportation systems (ITS) or other electronic hardware systems shall comply with the requirements of Article 106.01(a) in addition to the requirements of manufactured products.

- (c) **Construction Materials.** All manufacturing processes for construction materials shall occur within the United States. Construction materials shall include an article, material, or supply consisting of only one of the following.

- (1) Non-ferrous metals;
- (2) Plastic and polymer-based products (including polyvinylchloride, composite building materials, and polymers used in fiber optic cables);
- (3) Glass (including optic glass);
- (4) Fiber optic cable (including drop cable);
- (5) Optical fiber;
- (6) Lumber;
- (7) Drywall;
- (8) Engineered wood.

Minor additions of articles, materials, supplies, or binding agents to a construction material do not change the categorization of the construction material.

- (d) **Exempt Materials.** Materials exempt from domestic production requirements are cement or cementitious materials, aggregates, aggregate binding agents or additives, or items not permanently incorporated into the work. Exempt materials may be combined with other materials into a final form to produce a manufactured product.”

## **STEEL COST ADJUSTMENT (BDE)**

Effective: April 2, 2004

Revised: November 1, 2025

Description. Steel cost adjustments will be made to provide additional compensation to the Contractor, or a credit to the Department, for fluctuations in steel prices when optioned by the Contractor. The bidder shall indicate with their bid whether or not this special provision will be part of the contract. Failure to indicate "Yes" for any item of work will make that item of steel exempt from steel cost adjustment.

Types of Steel Products. An adjustment will be made for fluctuations in the cost of steel used in the manufacture of the following items:

- Metal Piling (excluding temporary sheet piling)
- Structural Steel
- Reinforcing Steel

Other steel materials such as dowel bars, tie bars, welded reinforcement, guardrail, steel traffic signal and light poles, towers and mast arms, metal railings (excluding wire fence), and frames and grates will be subject to a steel cost adjustment when the pay items they are used in have a contract value of \$10,000 or greater.

The adjustments shall apply to the above items when they are part of the original proposed construction, or added as extra work and paid for by agreed unit prices. The adjustments shall not apply when the item is added as extra work and paid for at a lump sum price or by force account.

Documentation. The following documentation shall be furnished to the Engineer.

- (a) The dates and quantity of steel, in lb (kg), shipped from the mill to the fabricator.
- (b) The quantity of steel, in lb (kg), incorporated into the various items of work covered by this special provision. The Department reserves the right to verify submitted quantities.

Method of Adjustment. Steel cost adjustments will be computed as follows:

$$SCA = Q \times D$$

Where: SCA = steel cost adjustment, in dollars  
Q = quantity of steel incorporated into the work, in lb (kg)  
D = price factor, in dollars per lb (kg)

$$D = MPI_M - MPI_L$$

Where:  $MPI_M$  = The Materials Cost Index for steel as published by the Engineering News-Record for the month the steel is shipped from the mill. The indices will be converted from dollars per 100 lb to dollars per lb (kg).

$MPI_L$  = The Materials Cost Index for steel as published by the Engineering News-Record for the month prior to the letting for work paid for at the contract price; or for the month the agreed unit price letter is submitted by the Contractor for extra work paid for by agreed unit price. The indices will be converted from dollars per 100 lb to dollars per lb (kg).

The unit weights (masses) of steel that will be used to calculate the steel cost adjustment for the various items will be derived from submitted documentation.

No steel cost adjustment will be made for any products manufactured from steel having a mill shipping date prior to the letting date.

If the Contractor fails to provide the required documentation, the method of adjustment will be calculated as described above; however, the  $MPI_M$  will be based on the date the steel arrives at the job site. In this case, an adjustment will only be made when there is a decrease in steel costs.

Basis of Payment. Steel cost adjustments may be positive or negative but will only be made when there is a difference between the  $MPI_L$  and  $MPI_M$  in excess of five percent, as calculated by:

$$\text{Percent Difference} = \{(MPI_L - MPI_M) \div MPI_L\} \times 100$$

Steel cost adjustments will be calculated by the Engineer and will be paid or deducted when all other contract requirements for the items of work are satisfied. Adjustments will only be made for fluctuations in the cost of the steel as described herein. No adjustment will be made for changes in the cost of manufacturing, fabrication, shipping, storage, etc.

The adjustments shall not apply during contract time subject to liquidated damages for completion of the entire contract.

#### **SUBCONTRACTOR AND DBE PAYMENT REPORTING (BDE)**

Effective: April 2, 2018

Add the following to Section 109 of the Standard Specifications.

**“109.14 Subcontractor and Disadvantaged Business Enterprise Payment Reporting.**  
The Contractor shall report all payments made to the following parties:

- (a) first tier subcontractors;
- (b) lower tier subcontractors affecting disadvantaged business enterprise (DBE) goal credit;
- (c) material suppliers or trucking firms that are part of the Contractor’s submitted DBE utilization plan.

The report shall be made through the Department’s on-line subcontractor payment reporting system within 21 days of making the payment.”

#### **SUBCONTRACTOR MOBILIZATION PAYMENTS (BDE)**

Effective: November 2, 2017

Revised: April 1, 2019

Replace the second paragraph of Article 109.12 of the Standard Specifications with the following:

“This mobilization payment shall be made at least seven days prior to the subcontractor starting work. The amount paid shall be at the following percentage of the amount of the subcontract reported on form BC 260A submitted for the approval of the subcontractor’s work.

Value of Subcontract Reported on Form BC 260A	Mobilization Percentage
Less than \$10,000	25%
\$10,000 to less than \$20,000	20%
\$20,000 to less than \$40,000	18%
\$40,000 to less than \$60,000	16%
\$60,000 to less than \$80,000	14%
\$80,000 to less than \$100,000	12%
\$100,000 to less than \$250,000	10%
\$250,000 to less than \$500,000	9%
\$500,000 to \$750,000	8%
Over \$750,000	7%”

### **SUBMISSION OF BIDDERS LIST INFORMATION (BDE)**

Effective: January 2, 2025

Revised: March 2, 2025

In accordance with 49 CFR 26.11(c) all DBE and non-DBEs who bid as prime contractors and subcontractors shall provide bidders list information, including all DBE and non-DBE firms from whom the bidder has received a quote or bid to work as a subcontractor, whether or not the bidder has relied upon that bid in placing its bid as the prime contractor.

The bidders list information shall be submitted with the bid using the link provided within the "Integrated Contractor Exchange (iCX)" application of the Department's "EBids System".

### **SUBMISSION OF PAYROLL RECORDS (BDE)**

Effective: April 1, 2021

Revised: November 2, 2023

FEDERAL AID CONTRACTS. Revise the following section of Check Sheet #1 of the Recurring Special Provisions to read:

#### **"STATEMENTS AND PAYROLLS**

The payroll records shall include the worker's name, social security number, last known address, telephone number, email address, classification(s) of work actually performed, hourly rates of wages paid (including rates of contributions or costs anticipated for bona fide fringe benefits or cash equivalents thereof), daily and weekly number of hours actually worked in total, deductions made, and actual wages paid.

The Contractor and each subcontractor shall submit certified payroll records to the Department each week from the start to the completion of their respective work, except that full social security numbers, last known addresses, telephone numbers, and email addresses shall not be included on weekly submittals. Instead, the payrolls need only include an identification number for each employee (e.g., the last four digits of the employee's social security number). The submittals shall be made using LCPtracker Pro software. The software is web-based and can be accessed at <https://lcptracker.com/>. When there has been no activity during a work week, a payroll record shall still be submitted with the appropriate option ("No Work", "Suspended", or "Complete") selected."



**STATE CONTRACTS.** Revise Item 3 of Section IV of Check Sheet #5 of the Recurring Special Provisions to read:

- “3. Submission of Payroll Records. The Contractor and each subcontractor shall, no later than the 15<sup>th</sup> day of each calendar month, file a certified payroll for the immediately preceding month to the Illinois Department of Labor (IDOL) through the Illinois Prevailing Wage Portal in compliance with the State Prevailing Wage Act (820 ILCS 130). The portal can be found on the IDOL website at <https://www2.illinois.gov/idol/Laws-Rules/CONMED/Pages/Prevailing-Wage-Portal.aspx>. Payrolls shall be submitted in the format prescribed by the IDOL.

In addition to filing certified payroll(s) with the IDOL, the Contractor and each subcontractor shall certify and submit payroll records to the Department each week from the start to the completion of their respective work, except that full social security numbers shall not be included on weekly submittals. Instead, the payrolls shall include an identification number for each employee (e.g., the last four digits of the employee’s social security number). In addition, starting and ending times of work each day may be omitted from the payroll records submitted. The submittals shall be made using LCPtracker Pro software. The software is web-based and can be accessed at <https://lcptracker.com/>. When there has been no activity during a work week, a payroll record shall still be submitted with the appropriate option (“No Work”, “Suspended”, or “Complete”) selected.”

#### **SURVEYING SERVICES (BDE)**

Effective: April 1, 2025

Delete the fourth paragraph of Article 667.04 of the Standard Specifications.

Delete Section 668 of the Standard Specifications.

#### **TEMPORARY CONCRETE BARRIER (BDE)**

Effective: January 1, 2026

Add the following to Article 704.02 of the Standard Specifications:

“(f) Type C Reflector .....1097.02(c)”

## **TRAINING SPECIAL PROVISIONS (BDE)**

Effective: October 15, 1975

Revised: September 2, 2021

This Training Special Provision supersedes Section 7b of the Special Provision entitled "Specific Equal Employment Opportunity Responsibilities," and is in implementation of 23 U.S.C. 140(a).

As part of the Contractor's equal employment opportunity affirmative action program, training shall be provided as follows:

The Contractor shall provide on-the-job training aimed at developing full journeyman in the type of trade or job classification involved. The number of trainees to be trained under this contract will be 1. In the event the Contractor subcontracts a portion of the contract work, it shall determine how many, if any, of the trainees are to be trained by the subcontractor, provided however, that the Contractor shall retain the primary responsibility for meeting the training requirements imposed by this special provision. The Contractor shall also ensure that this Training Special Provision is made applicable to such subcontract. Where feasible, 25 percent of apprentices or trainees in each occupation shall be in their first year of apprenticeship or training.

The number of trainees shall be distributed among the work classifications on the basis of the Contractor's needs and the availability of journeymen in the various classifications within the reasonable area of recruitment. Prior to commencing construction, the Contractor shall submit to the Illinois Department of Transportation for approval the number of trainees to be trained in each selected classification and training program to be used. Furthermore, the Contractor shall specify the starting time for training in each of the classifications. The Contractor will be credited for each trainee it employs on the contract work who is currently enrolled or becomes enrolled in an approved program and will be reimbursed for such trainees as provided hereinafter.

Training and upgrading of minorities and women toward journeyman status is a primary objective of this Training Special Provision. Accordingly, the Contractor shall make every effort to enroll minority trainees and women (e.g. by conducting systematic and direct recruitment through public and private sources likely to yield minority and women trainees) to the extent such persons are available within a reasonable area of recruitment. The Contractor will be responsible for demonstrating the steps it has taken in pursuance thereof, prior to a determination as to whether the Contractor is in compliance with this Training Special Provision. This training commitment is not intended, and shall not be used, to discriminate against any applicant for training, whether a member of a minority group or not.

No employee shall be employed as a trainee in any classification in which he or she has successfully completed a training course leading to journeyman status or in which he or she has been employed as a journeyman. The Contractor should satisfy this requirement by including appropriate questions in the employee application or by other suitable means. Regardless of the method used, the Contractor's records should document the findings in each case.

The minimum length and type of training for each classification will be as established in the training program selected by the Contractor and approved by the Illinois Department of Transportation and the Federal Highway Administration. The Illinois Department of Transportation and the Federal Highway Administration shall approve a program, if it is reasonably calculated to meet the equal employment opportunity obligations of the Contractor and to qualify the average trainee for journeyman status in the classification concerned by the end of the training period. Furthermore, apprenticeship programs registered with the U.S. Department of Labor, Bureau of Apprenticeship and Training, or with a State apprenticeship agency recognized by the Bureau and training programs approved by not necessarily sponsored by the U.S. Department of Labor Employment Training Administration shall also be considered acceptable provided it is being administered in a manner consistent with the equal employment obligations of Federal-aid highway construction contracts. Approval or acceptance of a training program shall be obtained from the State prior to commencing work on the classification covered by the program. It is the intention of these provisions that training is to be provided in the construction crafts rather than clerk-typists or secretarial-type positions. Training is permissible in lower level management positions such as office engineers, estimators, timekeepers, etc., where the training is oriented toward construction applications. Training in the laborer classification may be permitted provided that significant and meaningful training is provided and approved by the Illinois Department of Transportation and the Federal Highway Administration. Some offsite training is permissible as long as the training is an integral part of an approved training program and does not comprise a significant part of the overall training.

Except as otherwise noted below, the Contractor will be reimbursed 80 cents per hour of training given an employee on this contract in accordance with an approved training program. As approved by the Engineer, reimbursement will be made for training of persons in excess of the number specified herein. This reimbursement will be made even though the Contractor receives additional training program funds from other sources, provided such other source does not specifically prohibit the Contractor from receiving other reimbursement. Reimbursement for offsite training indicated above may only be made to the Contractor where he does one or more of the following and the trainees are concurrently employed on a Federal-aid project; contributes to the cost of the training, provides the instruction to the trainee or pays the trainee's wages during the offsite training period.

No payment shall be made to the Contractor if either the failure to provide the required training, or the failure to hire the trainee as a journeyman, is caused by the Contractor and evidences a lack of good faith on the part of the Contractor in meeting the requirement of this Training Special Provision. It is normally expected that a trainee will begin his training on the project as soon as feasible after start of work utilizing the skill involved and remain on the project as long as training opportunities exist in his work classification or until he has completed his training program.

It is not required that all trainees be on board for the entire length of the contract. A Contractor will have fulfilled his responsibilities under this Training Special Provision if he has provided acceptable training to the number of trainees specified. The number trained shall be determined on the basis of the total number enrolled on the contract for a significant period.

Trainees will be paid at least 60 percent of the appropriate minimum journeyman's rate specified in the contract for the first half of the training period, 75 percent for the third quarter of the training period, and 90 percent for the last quarter of the training period, unless apprentices or trainees in an approved existing program are enrolled as trainees on this project. In that case, the appropriate rates approved by the Departments of Labor or Transportation in connection with the existing program shall apply to all trainees being trained for the same classification who are covered by this Training Special Provision.

The Contractor shall furnish the trainee a copy of the program he will follow in providing the training. The Contractor shall provide each trainee with a certification showing the type and length of training satisfactorily complete.

The Contractor shall provide for the maintenance of records and furnish periodic reports documenting its performance under this Training Special Provision.

For contracts with an awarded contract value of \$500,000 or more, the Contractor is required to comply with the Illinois Works Apprenticeship Initiative (30 ILCS 559/20-20 to 20-25) and all applicable administrative rules to the extent permitted by Section 20-20(g). For federally funded projects, the number of trainees to be trained under this contract, as stated in the Training Special Provisions, will be the established goal for the Illinois Works Apprenticeship Initiative 30 ILCS 559/20-20(g). The Contractor shall make a good faith effort to meet this goal. For federally funded projects, the Illinois Works Apprenticeship Initiative will be implemented using the FHWA approved OJT procedures. The Contractor must comply with the recordkeeping and reporting obligations of the Illinois Works Apprenticeship Initiative for the life of the project, including the certification as to whether the trainee/apprentice labor hour goals were met.

Method of Measurement. The unit of measurement is in hours.

Basis of Payment. This work will be paid for at the contract unit price of 80 cents per hour for TRAINEES. The estimated total number of hours, unit price, and total price have been included in the schedule of prices.

## **IDOT TRAINING PROGRAM GRADUATE ON-THE-JOB TRAINING SPECIAL PROVISION**

Effective: August 1, 2012

Revised: February 2, 2017

In addition to the Contractor's equal employment opportunity (EEO) affirmative action efforts undertaken as required by this Contract, the Contractor is encouraged to participate in the incentive program described below to provide additional on-the-job training to certified graduates of the IDOT pre-apprenticeship training program, as outlined in this Special Provision.

IDOT funds, and various Illinois community colleges operate, pre-apprenticeship training programs throughout the State to provide training and skill-improvement opportunities to promote the increased employment of minority groups, disadvantaged persons and women in all aspects of the highway construction industry. The intent of this IDOT Pre-Apprenticeship Training Program Graduate (TPG) special provision (Special Provision) is to place these certified program graduates on the project site for this Contract in order to provide the graduates with meaningful on-the-job training. Pursuant to this Special Provision, the Contractor must make every reasonable effort to recruit and employ certified TPG trainees to the extent such individuals are available within a practicable distance of the project site.

Specifically, participation of the Contractor or its subcontractor in the Program entitles the participant to reimbursement for graduates' hourly wages at \$15.00 per hour per utilized TPG trainee, subject to the terms of this Special Provision. Reimbursement payment will be made even though the Contractor or subcontractor may also receive additional training program funds from other non-IDOT sources for other non-TPG trainees on the Contract, provided such other source does not specifically prohibit the Contractor or subcontractor from receiving reimbursement from another entity through another program, such as IDOT through the TPG program. With regard to any IDOT funded construction training program other than TPG, however, additional reimbursement for other IDOT programs will not be made beyond the TPG Program described in this Special Provision when the TPG Program is utilized.

No payment will be made to the Contractor if the Contractor or subcontractor fails to provide the required on-site training to TPG trainees, as solely determined by IDOT. A TPG trainee must begin training on the project as soon as the start of work that utilizes the relevant trade skill and the TPG trainee must remain on the project site through completion of the Contract, so long as training opportunities continue to exist in the relevant work classification. Should a TPG trainee's employment end in advance of the completion of the Contract, the Contractor must promptly notify the IDOT District EEO Officer for the Contract that the TPG's involvement in the Contract has ended. The Contractor must supply a written report for the reason the TPG trainee involvement terminated, the hours completed by the TPG trainee on the Contract, and the number of hours for which the incentive payment provided under this Special Provision will be, or has been claimed for the separated TPG trainee.

Finally, the Contractor must maintain all records it creates as a result of participation in the Program on the Contract, and furnish periodic written reports to the IDOT District EEO Officer that document its contractual performance under and compliance with this Special Provision. Finally, through participation in the Program and reimbursement of wages, the Contractor is not relieved of, and IDOT has not waived, the requirements of any federal or state labor or employment law applicable to TPG workers, including compliance with the Illinois Prevailing Wage Act.

**Method of Measurement:** The unit of measurement is in hours.

**Basis of Payment:** This work will be paid for at the contract unit price of \$15.00 per hour for each utilized certified TPG Program trainee (TRAINEES TRAINING PROGRAM GRADUATE). The estimated total number of hours, unit price, and total price must be included in the schedule of prices for the Contract submitted by Contractor prior to beginning work. The initial number of TPG trainees for which the incentive is available for this contract is 1.

The Department has contracted with several educational institutions to provide screening, tutoring and pre-training to individuals interested in working as a TPG trainee in various areas of common construction trade work. Only individuals who have successfully completed a Pre-Apprenticeship Training Program at these IDOT approved institutions are eligible to be TPG trainees. To obtain a list of institutions that can connect the Contractor with eligible TPG trainees, the Contractor may contact: HCCTP TPG Program Coordinator, Office of Business and Workforce Diversity (IDOT OBWD), Room 319, Illinois Department of Transportation, 2300 S. Dirksen Parkway, Springfield, Illinois 62764. Prior to commencing construction with the utilization of a TPG trainee, the Contractor must submit documentation to the IDOT District EEO Officer for the Contract that provides the names and contact information of the TPG trainee(s) to be trained in each selected work classification, proof that the TPG trainee(s) has successfully completed a Pre-Apprenticeship Training Program, proof that the TPG is in an Apprenticeship Training Program approved by the U.S. Department of Labor Bureau of Apprenticeship Training, and the start date for training in each of the applicable work classifications.

To receive payment, the Contractor must provide training opportunities aimed at developing a full journeyworker in the type of trade or job classification involved. During the course of performance of the Contract, the Contractor may seek approval from the IDOT District EEO Officer to employ additional eligible TPG trainees. In the event the Contractor subcontracts a portion of the contracted work, it must determine how many, if any, of the TPGs will be trained by the subcontractor. Though a subcontractor may conduct training, the Contractor retains the responsibility for meeting all requirements imposed by this Special Provision. The Contractor must also include this Special Provision in any subcontract where payment for contracted work performed by a TPG trainee will be passed on to a subcontractor.

Training through the Program is intended to move TPGs toward journeyman status, which is the primary objective of this Special Provision. Accordingly, the Contractor must make every effort to enroll TPG trainees by recruitment through the Program participant educational institutions to the extent eligible TPGs are available within a reasonable geographic area of the project. The Contractor is responsible for demonstrating, through documentation, the recruitment efforts it has undertaken prior to the determination by IDOT whether the Contractor is in compliance with this Special Provision, and therefore, entitled to the Training Program Graduate reimbursement of \$15.00 per hour.

Notwithstanding the on-the-job training requirement of this TPG Special Provision, some minimal off-site training is permissible as long as the offsite training is an integral part of the work of the contract, and does not compromise or conflict with the required on-site training that is central to the purpose of the Program. No individual may be employed as a TPG trainee in any work classification in which he/she has previously successfully completed a training program leading to journeyman status in any trade, or in which he/she has worked at a journeyman level or higher.

## **VEHICLE AND EQUIPMENT WARNING LIGHTS (BDE)**

Effective: November 1, 2021

Revised: November 1, 2022

Add the following paragraph after the first paragraph of Article 701.08 of the Standard Specifications:

“The Contractor shall equip all vehicles and equipment with high-intensity oscillating, rotating, or flashing, amber or amber-and-white, warning lights which are visible from all directions. In accordance with 625 ILCS 5/12-215, the lights may only be in operation while the vehicle or equipment is engaged in construction operations.”

## **WORK ZONE TRAFFIC CONTROL DEVICES (BDE)**

Effective: March 2, 2020

Revised: January 1, 2026

Add the following to Article 701.03 of the Standard Specifications:

“(q) Temporary Sign Supports ..... 1106.02”

Revise Article 701.03(p) of the Standard Specifications to read:

“(p) Detectable Pedestrian Channelizing Barricades ..... 1106.02(m)”

Revise the third paragraph of Article 701.14 of the Standard Specifications to read:

“For temporary sign supports, the Contractor shall provide a FHWA eligibility letter for each device used on the contract. The letter shall provide information for the set-up and use of the device as well as a detailed drawing of the device. The signs shall be supported within 20 degrees of vertical. Weights used to stabilize signs shall be attached to the sign support per the manufacturer’s specifications.”

Revise the first paragraph of Article 701.15 of the Standard Specifications to read:

“ **701.15 Traffic Control Devices.** For devices that must meet crashworthiness standards, the Contractor shall provide a manufacturer’s self-certification or a FHWA eligibility letter for each Category 1 device and a FHWA eligibility letter for each Category 2 and Category 3 device used on the contract. The self-certification or letter shall provide information for the set-up and use of the device as well as a detailed drawing of the device.”

Revise the first six paragraphs of Article 1106.02 of the Standard Specifications to read:

“ **1106.02 Devices.** Work zone traffic control devices and combinations of devices shall meet crashworthiness standards for their respective categories. The categories are as follows.

Category 1 includes small, lightweight, channelizing and delineating devices that have been in common use for many years and are known to be crashworthy by crash testing of similar devices or years of demonstrable safe performance. These include cones, tubular markers, plastic drums, and delineators, with no attachments (e.g. lights). Category 1 devices shall be MASH compliant.

Category 2 includes devices that are not expected to produce significant vehicular velocity change but may otherwise be hazardous. These include vertical panels with lights, barricades, temporary sign supports, and Category 1 devices with attachments (e.g. drums with lights). Category 2 devices shall be MASH compliant.

Category 3 includes devices that are expected to cause significant velocity changes or other potentially harmful reactions to impacting vehicles. These include crash cushions (impact attenuators), truck mounted attenuators, and other devices not meeting the definitions of Category 1 or 2. Category 3 devices manufactured after December 31, 2019 shall be MASH compliant. Category 3 devices manufactured on or before December 31, 2019, and compliant with NCHRP 350, may be used on contracts let before December 31, 2029. Category 3 devices shall be crash tested for Test Level 3 or the test level specified.

Category 4 includes portable or trailer-mounted devices such as sign supports, speed feedback displays, arrow boards, changeable message signs, temporary traffic signals, and area lighting supports. It is preferable for Category 4 devices manufactured after December 31, 2019 to be MASH-16 compliant; however, there are currently no crash tested devices in this category, so it remains exempt from the NCHRP 350 or MASH compliance requirement.

For each type of device, when no more than one MASH compliant is available, an NCHRP 350 compliant device may be used, even if manufactured after December 31, 2019.”

Revise the first paragraph of Section 1106.02(a) of the Standard Specifications to read:

“(a) Lights. Lights shall meet the requirements of Chapter 13 of the “Equipment and Materials Standards of the Institute of Transportation Engineers,” 1998, Institute of Transportation Engineers, and shall be visible on a clear night from a distance of 3000 ft (900 m). Lights are classified as follows.”



Revise Articles 1106.02(g), 1106.02(k), 1106.02(l), and 1106.02(m) of the Standard Specifications to read:

“(g) Truck Mounted/Trailer Mounted Attenuators. The attenuator shall be approved for use at Test Level 3. Test Level 2 may be used for normal posted speeds less than or equal to 45 mph.

(k) Temporary Water Filled Barrier. The water filled barrier shall be a lightweight plastic shell designed to accept water ballast and be on the Department’s qualified product list.

Shop drawings shall be furnished by the manufacturer and shall indicate the deflection of the barrier as determined by acceptance testing; the configuration of the barrier in that test; and the vehicle weight, velocity, and angle of impact of the deflection test. The Engineer shall be provided one copy of the shop drawings.

(l) Movable Traffic Barrier. The movable traffic barrier shall be on the Department’s qualified product list.

Shop drawings shall be furnished by the manufacturer and shall indicate the deflection of the barrier as determined by acceptance testing; the configuration of the barrier in that test; and the vehicle weight, velocity, and angle of impact of the deflection test. The Engineer shall be provided one copy of the shop drawings. The barrier shall be capable of being moved on and off the roadway on a daily basis.

(m) Detectable Pedestrian Channelizing Barricades. The top panel or handrail shall be continuous and there should be at least a 2 in. (50 mm) gap between the hand trailing edge and its support. When visible to vehicular traffic, the top rail shall have alternating white and orange retroreflective stripes sloping at 45 degrees. The bottom panel shall be continuous and have alternating white and orange retroreflective stripes sloping at 45 degrees. Barricade stripes shall be 6 in. (150 mm) in width. The predominant color for other barricade components shall be white, orange, or silver.”

**REQUIRED CONTRACT PROVISIONS FEDERAL-AID CONSTRUCTION CONTRACTS**

- I. General
- II. Nondiscrimination
- III. Non-segregated Facilities
- IV. Davis-Bacon and Related Act Provisions
- V. Contract Work Hours and Safety Standards Act Provisions
- VI. Subletting or Assigning the Contract
- VII. Safety: Accident Prevention
- VIII. False Statements Concerning Highway Projects
- IX. Implementation of Clean Air Act and Federal Water Pollution Control Act
- X. Certification Regarding Debarment, Suspension, Ineligibility and Voluntary Exclusion
- XI. Certification Regarding Use of Contract Funds for Lobbying
- XII. Use of United States-Flag Vessels:

**ATTACHMENTS**

A. Employment and Materials Preference for Appalachian Development Highway System or Appalachian Local Access Road Contracts (included in Appalachian contracts only)

**I. GENERAL**

1. Form FHWA-1273 must be physically incorporated in each construction contract funded under title 23, United States Code, as required in 23 CFR 633.102(b) (excluding emergency contracts solely intended for debris removal). The contractor (or subcontractor) must insert this form in each subcontract and further require its inclusion in all lower tier subcontracts (excluding purchase orders, rental agreements and other agreements for supplies or services). 23 CFR 633.102(e).

The applicable requirements of Form FHWA-1273 are incorporated by reference for work done under any purchase order, rental agreement or agreement for other services. The prime contractor shall be responsible for compliance by any subcontractor, lower-tier subcontractor or service provider. 23 CFR 633.102(e).

Form FHWA-1273 must be included in all Federal-aid design-build contracts, in all subcontracts and in lower tier subcontracts (excluding subcontracts for design services, purchase orders, rental agreements and other agreements for supplies or services) in accordance with 23 CFR 633.102. The design-builder shall be responsible for compliance by any subcontractor, lower-tier subcontractor or service provider.

Contracting agencies may reference Form FHWA-1273 in solicitation-for-bids or request-for-proposals documents, however, the Form FHWA-1273 must be physically incorporated (not referenced) in all contracts, subcontracts and lower-tier subcontracts (excluding purchase orders, rental agreements and other agreements for supplies or services related to a construction contract). 23 CFR 633.102(b).

2. Subject to the applicability criteria noted in the following sections, these contract provisions shall apply to all work

performed on the contract by the contractor's own organization and with the assistance of workers under the contractor's immediate superintendence and to all work performed on the contract by piecework, station work, or by subcontract. 23 CFR 633.102(d).

3. A breach of any of the stipulations contained in these Required Contract Provisions may be sufficient grounds for withholding of progress payments, withholding of final payment, termination of the contract, suspension / debarment or any other action determined to be appropriate by the contracting agency and FHWA.

4. Selection of Labor: During the performance of this contract, the contractor shall not use convict labor for any purpose within the limits of a construction project on a Federal-aid highway unless it is labor performed by convicts who are on parole, supervised release, or probation. 23 U.S.C. 114(b). The term Federal-aid highway does not include roadways functionally classified as local roads or rural minor collectors. 23 U.S.C. 101(a).

**II. NONDISCRIMINATION** (23 CFR 230.107(a); 23 CFR Part 230, Subpart A, Appendix A; EO 11246)

The provisions of this section related to 23 CFR Part 230, Subpart A, Appendix A are applicable to all Federal-aid construction contracts and to all related construction subcontracts of \$10,000 or more. The provisions of 23 CFR Part 230 are not applicable to material supply, engineering, or architectural service contracts.

In addition, the contractor and all subcontractors must comply with the following policies: Executive Order 11246, 41 CFR Part 60, 29 CFR Parts 1625-1627, 23 U.S.C. 140, Section 504 of the Rehabilitation Act of 1973, as amended (29 U.S.C. 794), Title VI of the Civil Rights Act of 1964, as amended (42 U.S.C. 2000d et seq.), and related regulations including 49 CFR Parts 21, 26, and 27; and 23 CFR Parts 200, 230, and 633.

The contractor and all subcontractors must comply with: the requirements of the Equal Opportunity Clause in 41 CFR 60-1.4(b) and, for all construction contracts exceeding \$10,000, the Standard Federal Equal Employment Opportunity Construction Contract Specifications in 41 CFR 60-4.3.

Note: The U.S. Department of Labor has exclusive authority to determine compliance with Executive Order 11246 and the policies of the Secretary of Labor including 41 CFR Part 60, and 29 CFR Parts 1625-1627. The contracting agency and the FHWA have the authority and the responsibility to ensure compliance with 23 U.S.C. 140, Section 504 of the Rehabilitation Act of 1973, as amended (29 U.S.C. 794), and Title VI of the Civil Rights Act of 1964, as amended (42 U.S.C. 2000d et seq.), and related regulations including 49 CFR Parts 21, 26, and 27; and 23 CFR Parts 200, 230, and 633.

The following provision is adopted from 23 CFR Part 230, Subpart A, Appendix A, with appropriate revisions to conform to the U.S. Department of Labor (US DOL) and FHWA requirements.

**1. Equal Employment Opportunity:** Equal Employment Opportunity (EEO) requirements not to discriminate and to take affirmative action to assure equal opportunity as set forth under laws, executive orders, rules, regulations (see 28 CFR Part 35, 29 CFR Part 1630, 29 CFR Parts 1625-1627, 41 CFR Part 60 and 49 CFR Part 27) and orders of the Secretary of Labor as modified by the provisions prescribed herein, and imposed pursuant to 23 U.S.C. 140, shall constitute the EEO and specific affirmative action standards for the contractor's project activities under this contract. The provisions of the Americans with Disabilities Act of 1990 (42 U.S.C. 12101 et seq.) set forth under 28 CFR Part 35 and 29 CFR Part 1630 are incorporated by reference in this contract. In the execution of this contract, the contractor agrees to comply with the following minimum specific requirement activities of EEO:

a. The contractor will work with the contracting agency and the Federal Government to ensure that it has made every good faith effort to provide equal opportunity with respect to all of its terms and conditions of employment and in their review of activities under the contract. 23 CFR 230.409 (g)(4) & (5).

b. The contractor will accept as its operating policy the following statement:

"It is the policy of this Company to assure that applicants are employed, and that employees are treated during employment, without regard to their race, religion, sex, sexual orientation, gender identity, color, national origin, age or disability. Such action shall include: employment, upgrading, demotion, or transfer; recruitment or recruitment advertising; layoff or termination; rates of pay or other forms of compensation; and selection for training, including apprenticeship, pre-apprenticeship, and/or on-the-job training."

**2. EEO Officer:** The contractor will designate and make known to the contracting officers an EEO Officer who will have the responsibility for and must be capable of effectively administering and promoting an active EEO program and who must be assigned adequate authority and responsibility to do so.

**3. Dissemination of Policy:** All members of the contractor's staff who are authorized to hire, supervise, promote, and discharge employees, or who recommend such action or are substantially involved in such action, will be made fully cognizant of and will implement the contractor's EEO policy and contractual responsibilities to provide EEO in each grade and classification of employment. To ensure that the above agreement will be met, the following actions will be taken as a minimum:

a. Periodic meetings of supervisory and personnel office employees will be conducted before the start of work and then not less often than once every six months, at which time the contractor's EEO policy and its implementation will be reviewed and explained. The meetings will be conducted by the EEO Officer or other knowledgeable company official.

b. All new supervisory or personnel office employees will be given a thorough indoctrination by the EEO Officer, covering all major aspects of the contractor's EEO obligations within thirty days following their reporting for duty with the contractor.

c. All personnel who are engaged in direct recruitment for the project will be instructed by the EEO Officer in the contractor's procedures for locating and hiring minorities and women.

d. Notices and posters setting forth the contractor's EEO policy will be placed in areas readily accessible to employees, applicants for employment and potential employees.

e. The contractor's EEO policy and the procedures to implement such policy will be brought to the attention of employees by means of meetings, employee handbooks, or other appropriate means.

**4. Recruitment:** When advertising for employees, the contractor will include in all advertisements for employees the notation: "An Equal Opportunity Employer." All such advertisements will be placed in publications having a large circulation among minorities and women in the area from which the project work force would normally be derived.

a. The contractor will, unless precluded by a valid bargaining agreement, conduct systematic and direct recruitment through public and private employee referral sources likely to yield qualified minorities and women. To meet this requirement, the contractor will identify sources of potential minority group employees and establish with such identified sources procedures whereby minority and women applicants may be referred to the contractor for employment consideration.

b. In the event the contractor has a valid bargaining agreement providing for exclusive hiring hall referrals, the contractor is expected to observe the provisions of that agreement to the extent that the system meets the contractor's compliance with EEO contract provisions. Where implementation of such an agreement has the effect of discriminating against minorities or women, or obligates the contractor to do the same, such implementation violates Federal nondiscrimination provisions.

c. The contractor will encourage its present employees to refer minorities and women as applicants for employment. Information and procedures with regard to referring such applicants will be discussed with employees.

**5. Personnel Actions:** Wages, working conditions, and employee benefits shall be established and administered, and personnel actions of every type, including hiring, upgrading, promotion, transfer, demotion, layoff, and termination, shall be taken without regard to race, color, religion, sex, sexual orientation, gender identity, national origin, age or disability. The following procedures shall be followed:

a. The contractor will conduct periodic inspections of project sites to ensure that working conditions and employee facilities do not indicate discriminatory treatment of project site personnel.

b. The contractor will periodically evaluate the spread of wages paid within each classification to determine any evidence of discriminatory wage practices.

c. The contractor will periodically review selected personnel actions in depth to determine whether there is evidence of discrimination. Where evidence is found, the contractor will promptly take corrective action. If the review indicates that the discrimination may extend beyond the actions reviewed, such corrective action shall include all affected persons.

d. The contractor will promptly investigate all complaints of alleged discrimination made to the contractor in connection with its obligations under this contract, will attempt to resolve such complaints, and will take appropriate corrective action

within a reasonable time. If the investigation indicates that the discrimination may affect persons other than the complainant, such corrective action shall include such other persons. Upon completion of each investigation, the contractor will inform every complainant of all of their avenues of appeal.

#### **6. Training and Promotion:**

a. The contractor will assist in locating, qualifying, and increasing the skills of minorities and women who are applicants for employment or current employees. Such efforts should be aimed at developing full journey level status employees in the type of trade or job classification involved.

b. Consistent with the contractor's work force requirements and as permissible under Federal and State regulations, the contractor shall make full use of training programs (i.e., apprenticeship and on-the-job training programs for the geographical area of contract performance). In the event a special provision for training is provided under this contract, this subparagraph will be superseded as indicated in the special provision. The contracting agency may reserve training positions for persons who receive welfare assistance in accordance with 23 U.S.C. 140(a).

c. The contractor will advise employees and applicants for employment of available training programs and entrance requirements for each.

d. The contractor will periodically review the training and promotion potential of employees who are minorities and women and will encourage eligible employees to apply for such training and promotion.

**7. Unions:** If the contractor relies in whole or in part upon unions as a source of employees, the contractor will use good faith efforts to obtain the cooperation of such unions to increase opportunities for minorities and women. 23 CFR 230.409. Actions by the contractor, either directly or through a contractor's association acting as agent, will include the procedures set forth below:

a. The contractor will use good faith efforts to develop, in cooperation with the unions, joint training programs aimed toward qualifying more minorities and women for membership in the unions and increasing the skills of minorities and women so that they may qualify for higher paying employment.

b. The contractor will use good faith efforts to incorporate an EEO clause into each union agreement to the end that such union will be contractually bound to refer applicants without regard to their race, color, religion, sex, sexual orientation, gender identity, national origin, age, or disability.

c. The contractor is to obtain information as to the referral practices and policies of the labor union except that to the extent such information is within the exclusive possession of the labor union and such labor union refuses to furnish such information to the contractor, the contractor shall so certify to the contracting agency and shall set forth what efforts have been made to obtain such information.

d. In the event the union is unable to provide the contractor with a reasonable flow of referrals within the time limit set forth in the collective bargaining agreement, the contractor will, through independent recruitment efforts, fill the employment vacancies without regard to race, color, religion, sex, sexual orientation, gender identity, national origin, age, or disability; making full efforts to obtain qualified and/or qualifiable minorities and women. The failure of a union to provide

sufficient referrals (even though it is obligated to provide exclusive referrals under the terms of a collective bargaining agreement) does not relieve the contractor from the requirements of this paragraph. In the event the union referral practice prevents the contractor from meeting the obligations pursuant to Executive Order 11246, as amended, and these special provisions, such contractor shall immediately notify the contracting agency.

**8. Reasonable Accommodation for Applicants / Employees with Disabilities:** The contractor must be familiar with the requirements for and comply with the Americans with Disabilities Act and all rules and regulations established thereunder. Employers must provide reasonable accommodation in all employment activities unless to do so would cause an undue hardship.

**9. Selection of Subcontractors, Procurement of Materials and Leasing of Equipment:** The contractor shall not discriminate on the grounds of race, color, religion, sex, sexual orientation, gender identity, national origin, age, or disability in the selection and retention of subcontractors, including procurement of materials and leases of equipment. The contractor shall take all necessary and reasonable steps to ensure nondiscrimination in the administration of this contract.

a. The contractor shall notify all potential subcontractors, suppliers, and lessors of their EEO obligations under this contract.

b. The contractor will use good faith efforts to ensure subcontractor compliance with their EEO obligations.

#### **10. Assurances Required:**

a. The requirements of 49 CFR Part 26 and the State DOT's FHWA-approved Disadvantaged Business Enterprise (DBE) program are incorporated by reference.

b. The contractor, subrecipient or subcontractor shall not discriminate on the basis of race, color, national origin, or sex in the performance of this contract. The contractor shall carry out applicable requirements of 49 CFR part 26 in the award and administration of DOT-assisted contracts. Failure by the contractor to carry out these requirements is a material breach of this contract, which may result in the termination of this contract or such other remedy as the recipient deems appropriate, which may include, but is not limited to:

- (1) Withholding monthly progress payments;
- (2) Assessing sanctions;
- (3) Liquidated damages; and/or
- (4) Disqualifying the contractor from future bidding as non-responsible.

c. The Title VI and nondiscrimination provisions of U.S. DOT Order 1050.2A at Appendixes A and E are incorporated by reference. 49 CFR Part 21.

**11. Records and Reports:** The contractor shall keep such records as necessary to document compliance with the EEO requirements. Such records shall be retained for a period of three years following the date of the final payment to the contractor for all contract work and shall be available at reasonable times and places for inspection by authorized representatives of the contracting agency and the FHWA.

a. The records kept by the contractor shall document the following:

(1) The number and work hours of minority and non-minority group members and women employed in each work classification on the project;

(2) The progress and efforts being made in cooperation with unions, when applicable, to increase employment opportunities for minorities and women; and

(3) The progress and efforts being made in locating, hiring, training, qualifying, and upgrading minorities and women.

b. The contractors and subcontractors will submit an annual report to the contracting agency each July for the duration of the project indicating the number of minority, women, and non-minority group employees currently engaged in each work classification required by the contract work. This information is to be reported on [Form FHWA-1391](#). The staffing data should represent the project work force on board in all or any part of the last payroll period preceding the end of July. If on-the-job training is being required by special provision, the contractor will be required to collect and report training data. The employment data should reflect the work force on board during all or any part of the last payroll period preceding the end of July.

### III. NONSEGREGATED FACILITIES

This provision is applicable to all Federal-aid construction contracts and to all related construction subcontracts of more than \$10,000. 41 CFR 60-1.5.

As prescribed by 41 CFR 60-1.8, the contractor must ensure that facilities provided for employees are provided in such a manner that segregation on the basis of race, color, religion, sex, sexual orientation, gender identity, or national origin cannot result. The contractor may neither require such segregated use by written or oral policies nor tolerate such use by employee custom. The contractor's obligation extends further to ensure that its employees are not assigned to perform their services at any location under the contractor's control where the facilities are segregated. The term "facilities" includes waiting rooms, work areas, restaurants and other eating areas, time clocks, restrooms, washrooms, locker rooms and other storage or dressing areas, parking lots, drinking fountains, recreation or entertainment areas, transportation, and housing provided for employees. The contractor shall provide separate or single-user restrooms and necessary dressing or sleeping areas to assure privacy between sexes.

### IV. DAVIS-BACON AND RELATED ACT PROVISIONS

This section is applicable to all Federal-aid construction projects exceeding \$2,000 and to all related subcontracts and lower-tier subcontracts (regardless of subcontract size), in accordance with 29 CFR 5.5. The requirements apply to all projects located within the right-of-way of a roadway that is functionally classified as Federal-aid highway. 23 U.S.C. 113. This excludes roadways functionally classified as local roads or rural minor collectors, which are exempt. 23 U.S.C. 101. Where applicable law requires that projects be treated as a project on a Federal-aid highway, the provisions of this subpart will apply regardless of the location of the project. Examples include: Surface Transportation Block Grant Program projects funded under 23 U.S.C. 133 [excluding recreational trails projects], the Nationally Significant Freight and Highway

Projects funded under 23 U.S.C. 117, and National Highway Freight Program projects funded under 23 U.S.C. 167.

The following provisions are from the U.S. Department of Labor regulations in 29 CFR 5.5 "Contract provisions and related matters" with minor revisions to conform to the FHWA- 1273 format and FHWA program requirements.

#### 1. Minimum wages (29 CFR 5.5)

a. *Wage rates and fringe benefits.* All laborers and mechanics employed or working upon the site of the work (or otherwise working in construction or development of the project under a development statute), will be paid unconditionally and not less often than once a week, and without subsequent deduction or rebate on any account (except such payroll deductions as are permitted by regulations issued by the Secretary of Labor under the Copeland Act ([29 CFR part 3](#))), the full amount of basic hourly wages and bona fide fringe benefits (or cash equivalents thereof) due at time of payment computed at rates not less than those contained in the wage determination of the Secretary of Labor which is attached hereto and made a part hereof, regardless of any contractual relationship which may be alleged to exist between the contractor and such laborers and mechanics. As provided in paragraphs (d) and (e) of 29 CFR 5.5, the appropriate wage determinations are effective by operation of law even if they have not been attached to the contract. Contributions made or costs reasonably anticipated for bona fide fringe benefits under the Davis-Bacon Act ([40 U.S.C. 3141\(2\)\(B\)](#)) on behalf of laborers or mechanics are considered wages paid to such laborers or mechanics, subject to the provisions of paragraph 1.e. of this section; also, regular contributions made or costs incurred for more than a weekly period (but not less often than quarterly) under plans, funds, or programs which cover the particular weekly period, are deemed to be constructively made or incurred during such weekly period. Such laborers and mechanics must be paid the appropriate wage rate and fringe benefits on the wage determination for the classification(s) of work actually performed, without regard to skill, except as provided in paragraph 4. of this section. Laborers or mechanics performing work in more than one classification may be compensated at the rate specified for each classification for the time actually worked therein: *Provided*, That the employer's payroll records accurately set forth the time spent in each classification in which work is performed. The wage determination (including any additional classifications and wage rates conformed under paragraph 1.c. of this section) and the Davis-Bacon poster (WH-1321) must be posted at all times by the contractor and its subcontractors at the site of the work in a prominent and accessible place where it can be easily seen by the workers.

b. *Frequently recurring classifications.* (1) In addition to wage and fringe benefit rates that have been determined to be prevailing under the procedures set forth in [29 CFR part 1](#), a wage determination may contain, pursuant to § 1.3(f), wage and fringe benefit rates for classifications of laborers and mechanics for which conformance requests are regularly submitted pursuant to paragraph 1.c. of this section, provided that

(i) The work performed by the classification is not performed by a classification in the wage determination for which a prevailing wage rate has been determined;

(ii) The classification is used in the area by the construction industry; and

(iii) The wage rate for the classification bears a reasonable relationship to the prevailing wage rates contained in the wage determination.

(2) The Administrator will establish wage rates for such classifications in accordance with paragraph 1.c.(1)(iii) of this section. Work performed in such a classification must be paid at no less than the wage and fringe benefit rate listed on the wage determination for such classification.

c. *Conformance.* (1) The contracting officer must require that any class of laborers or mechanics, including helpers, which is not listed in the wage determination and which is to be employed under the contract be classified in conformance with the wage determination. Conformance of an additional classification and wage rate and fringe benefits is appropriate only when the following criteria have been met:

(i) The work to be performed by the classification requested is not performed by a classification in the wage determination; and

(ii) The classification is used in the area by the construction industry; and

(iii) The proposed wage rate, including any bona fide fringe benefits, bears a reasonable relationship to the wage rates contained in the wage determination.

(2) The conformance process may not be used to split, subdivide, or otherwise avoid application of classifications listed in the wage determination.

(3) If the contractor and the laborers and mechanics to be employed in the classification (if known), or their representatives, and the contracting officer agree on the classification and wage rate (including the amount designated for fringe benefits where appropriate), a report of the action taken will be sent by the contracting officer by email to [DBAconformance@dol.gov](mailto:DBAconformance@dol.gov). The Administrator, or an authorized representative, will approve, modify, or disapprove every additional classification action within 30 days of receipt and so advise the contracting officer or will notify the contracting officer within the 30-day period that additional time is necessary.

(4) In the event the contractor, the laborers or mechanics to be employed in the classification or their representatives, and the contracting officer do not agree on the proposed classification and wage rate (including the amount designated for fringe benefits, where appropriate), the contracting officer will, by email to [DBAconformance@dol.gov](mailto:DBAconformance@dol.gov), refer the questions, including the views of all interested parties and the recommendation of the contracting officer, to the Administrator for determination. The Administrator, or an authorized representative, will issue a determination within 30 days of receipt and so advise the contracting officer or will notify the contracting officer within the 30-day period that additional time is necessary.

(5) The contracting officer must promptly notify the contractor of the action taken by the Wage and Hour Division

under paragraphs 1.c.(3) and (4) of this section. The contractor must furnish a written copy of such determination to each affected worker or it must be posted as a part of the wage determination. The wage rate (including fringe benefits where appropriate) determined pursuant to paragraph 1.c.(3) or (4) of this section must be paid to all workers performing work in the classification under this contract from the first day on which work is performed in the classification.

d. *Fringe benefits not expressed as an hourly rate.*

Whenever the minimum wage rate prescribed in the contract for a class of laborers or mechanics includes a fringe benefit which is not expressed as an hourly rate, the contractor may either pay the benefit as stated in the wage determination or may pay another bona fide fringe benefit or an hourly cash equivalent thereof.

e. *Unfunded plans.* If the contractor does not make payments to a trustee or other third person, the contractor may consider as part of the wages of any laborer or mechanic the amount of any costs reasonably anticipated in providing bona fide fringe benefits under a plan or program, *Provided*, That the Secretary of Labor has found, upon the written request of the contractor, in accordance with the criteria set forth in § 5.28, that the applicable standards of the Davis-Bacon Act have been met. The Secretary of Labor may require the contractor to set aside in a separate account assets for the meeting of obligations under the plan or program.

f. *Interest.* In the event of a failure to pay all or part of the wages required by the contract, the contractor will be required to pay interest on any underpayment of wages.

## 2. Withholding (29 CFR 5.5)

a. *Withholding requirements.* The contracting agency may, upon its own action, or must, upon written request of an authorized representative of the Department of Labor, withhold or cause to be withheld from the contractor so much of the accrued payments or advances as may be considered necessary to satisfy the liabilities of the prime contractor or any subcontractor for the full amount of wages and monetary relief, including interest, required by the clauses set forth in this section for violations of this contract, or to satisfy any such liabilities required by any other Federal contract, or federally assisted contract subject to Davis-Bacon labor standards, that is held by the same prime contractor (as defined in § 5.2). The necessary funds may be withheld from the contractor under this contract, any other Federal contract with the same prime contractor, or any other federally assisted contract that is subject to Davis-Bacon labor standards requirements and is held by the same prime contractor, regardless of whether the other contract was awarded or assisted by the same agency, and such funds may be used to satisfy the contractor liability for which the funds were withheld. In the event of a contractor's failure to pay any laborer or mechanic, including any apprentice or helper working on the site of the work all or part of the wages required by the contract, or upon the contractor's failure to submit the required records as discussed in paragraph 3.d. of this section, the contracting agency may on its own initiative and after written notice to the contractor, take such action as may be necessary to cause the suspension of any further payment, advance, or guarantee of funds until such violations have ceased.

b. *Priority to withheld funds.* The Department has priority to funds withheld or to be withheld in accordance with paragraph

2.a. of this section or Section V, paragraph 3.a., or both, over claims to those funds by:

- (1) A contractor's surety(ies), including without limitation performance bond sureties and payment bond sureties;
- (2) A contracting agency for its procurement costs;
- (3) A trustee(s) (either a court-appointed trustee or a U.S. trustee, or both) in bankruptcy of a contractor, or a contractor's bankruptcy estate;
- (4) A contractor's assignee(s);
- (5) A contractor's successor(s); or
- (6) A claim asserted under the Prompt Payment Act, [31 U.S.C. 3901–3907](#).

### 3. Records and certified payrolls (29 CFR 5.5)

a. *Basic record requirements* (1) *Length of record retention.* All regular payrolls and other basic records must be maintained by the contractor and any subcontractor during the course of the work and preserved for all laborers and mechanics working at the site of the work (or otherwise working in construction or development of the project under a development statute) for a period of at least 3 years after all the work on the prime contract is completed.

(2) *Information required.* Such records must contain the name; Social Security number; last known address, telephone number, and email address of each such worker; each worker's correct classification(s) of work actually performed; hourly rates of wages paid (including rates of contributions or costs anticipated for bona fide fringe benefits or cash equivalents thereof of the types described in [40 U.S.C. 3141\(2\)\(B\)](#) of the Davis-Bacon Act); daily and weekly number of hours actually worked in total and on each covered contract; deductions made; and actual wages paid.

(3) *Additional records relating to fringe benefits.* Whenever the Secretary of Labor has found under paragraph 1.e. of this section that the wages of any laborer or mechanic include the amount of any costs reasonably anticipated in providing benefits under a plan or program described in [40 U.S.C. 3141\(2\)\(B\)](#) of the Davis-Bacon Act, the contractor must maintain records which show that the commitment to provide such benefits is enforceable, that the plan or program is financially responsible, and that the plan or program has been communicated in writing to the laborers or mechanics affected, and records which show the costs anticipated or the actual cost incurred in providing such benefits.

(4) *Additional records relating to apprenticeship.* Contractors with apprentices working under approved programs must maintain written evidence of the registration of apprenticeship programs, the registration of the apprentices, and the ratios and wage rates prescribed in the applicable programs.

b. *Certified payroll requirements* (1) *Frequency and method of submission.* The contractor or subcontractor must submit weekly, for each week in which any DBA- or Related Acts-covered work is performed, certified payrolls to the contracting

agency. The prime contractor is responsible for the submission of all certified payrolls by all subcontractors. A contracting agency or prime contractor may permit or require contractors to submit certified payrolls through an electronic system, as long as the electronic system requires a legally valid electronic signature; the system allows the contractor, the contracting agency, and the Department of Labor to access the certified payrolls upon request for at least 3 years after the work on the prime contract has been completed; and the contracting agency or prime contractor permits other methods of submission in situations where the contractor is unable or limited in its ability to use or access the electronic system.

(2) *Information required.* The certified payrolls submitted must set out accurately and completely all of the information required to be maintained under paragraph 3.a.(2) of this section, except that full Social Security numbers and last known addresses, telephone numbers, and email addresses must not be included on weekly transmittals. Instead, the certified payrolls need only include an individually identifying number for each worker (e.g., the last four digits of the worker's Social Security number). The required weekly certified payroll information may be submitted using Optional Form WH-347 or in any other format desired. Optional Form WH-347 is available for this purpose from the Wage and Hour Division website at <https://www.dol.gov/sites/dolgov/files/WHDL/legacy/files/wh347.pdf> or its successor website. It is not a violation of this section for a prime contractor to require a subcontractor to provide full Social Security numbers and last known addresses, telephone numbers, and email addresses to the prime contractor for its own records, without weekly submission by the subcontractor to the contracting agency.

(3) *Statement of Compliance.* Each certified payroll submitted must be accompanied by a "Statement of Compliance," signed by the contractor or subcontractor, or the contractor's or subcontractor's agent who pays or supervises the payment of the persons working on the contract, and must certify the following:

(i) That the certified payroll for the payroll period contains the information required to be provided under paragraph 3.b. of this section, the appropriate information and basic records are being maintained under paragraph 3.a. of this section, and such information and records are correct and complete;

(ii) That each laborer or mechanic (including each helper and apprentice) working on the contract during the payroll period has been paid the full weekly wages earned, without rebate, either directly or indirectly, and that no deductions have been made either directly or indirectly from the full wages earned, other than permissible deductions as set forth in [29 CFR part 3](#); and

(iii) That each laborer or mechanic has been paid not less than the applicable wage rates and fringe benefits or cash equivalents for the classification(s) of work actually performed, as specified in the applicable wage determination incorporated into the contract.

(4) *Use of Optional Form WH-347.* The weekly submission of a properly executed certification set forth on the reverse side of Optional Form WH-347 will satisfy the requirement for submission of the "Statement of Compliance" required by paragraph 3.b.(3) of this section.



(5) *Signature.* The signature by the contractor, subcontractor, or the contractor's or subcontractor's agent must be an original handwritten signature or a legally valid electronic signature.

(6) *Falsification.* The falsification of any of the above certifications may subject the contractor or subcontractor to civil or criminal prosecution under [18 U.S.C. 1001](#) and [31 U.S.C. 3729](#).

(7) *Length of certified payroll retention.* The contractor or subcontractor must preserve all certified payrolls during the course of the work and for a period of 3 years after all the work on the prime contract is completed.

c. *Contracts, subcontracts, and related documents.* The contractor or subcontractor must maintain this contract or subcontract and related documents including, without limitation, bids, proposals, amendments, modifications, and extensions. The contractor or subcontractor must preserve these contracts, subcontracts, and related documents during the course of the work and for a period of 3 years after all the work on the prime contract is completed.

d. *Required disclosures and access* (1) *Required record disclosures and access to workers.* The contractor or subcontractor must make the records required under paragraphs 3.a. through 3.c. of this section, and any other documents that the contracting agency, the State DOT, the FHWA, or the Department of Labor deems necessary to determine compliance with the labor standards provisions of any of the applicable statutes referenced by § 5.1, available for inspection, copying, or transcription by authorized representatives of the contracting agency, the State DOT, the FHWA, or the Department of Labor, and must permit such representatives to interview workers during working hours on the job.

(2) *Sanctions for non-compliance with records and worker access requirements.* If the contractor or subcontractor fails to submit the required records or to make them available, or refuses to permit worker interviews during working hours on the job, the Federal agency may, after written notice to the contractor, sponsor, applicant, owner, or other entity, as the case may be, that maintains such records or that employs such workers, take such action as may be necessary to cause the suspension of any further payment, advance, or guarantee of funds. Furthermore, failure to submit the required records upon request or to make such records available, or to permit worker interviews during working hours on the job, may be grounds for debarment action pursuant to § 5.12. In addition, any contractor or other person that fails to submit the required records or make those records available to WHD within the time WHD requests that the records be produced will be precluded from introducing as evidence in an administrative proceeding under [29 CFR part 6](#) any of the required records that were not provided or made available to WHD. WHD will take into consideration a reasonable request from the contractor or person for an extension of the time for submission of records. WHD will determine the reasonableness of the request and may consider, among other things, the location of the records and the volume of production.

(3) *Required information disclosures.* Contractors and subcontractors must maintain the full Social Security number and last known address, telephone number, and email address

of each covered worker, and must provide them upon request to the contracting agency, the State DOT, the FHWA, the contractor, or the Wage and Hour Division of the Department of Labor for purposes of an investigation or other compliance action.

#### **4. Apprentices and equal employment opportunity (29 CFR 5.5)**

a. *Apprentices* (1) *Rate of pay.* Apprentices will be permitted to work at less than the predetermined rate for the work they perform when they are employed pursuant to and individually registered in a bona fide apprenticeship program registered with the U.S. Department of Labor, Employment and Training Administration, Office of Apprenticeship (OA), or with a State Apprenticeship Agency recognized by the OA. A person who is not individually registered in the program, but who has been certified by the OA or a State Apprenticeship Agency (where appropriate) to be eligible for probationary employment as an apprentice, will be permitted to work at less than the predetermined rate for the work they perform in the first 90 days of probationary employment as an apprentice in such a program. In the event the OA or a State Apprenticeship Agency recognized by the OA withdraws approval of an apprenticeship program, the contractor will no longer be permitted to use apprentices at less than the applicable predetermined rate for the work performed until an acceptable program is approved.

(2) *Fringe benefits.* Apprentices must be paid fringe benefits in accordance with the provisions of the apprenticeship program. If the apprenticeship program does not specify fringe benefits, apprentices must be paid the full amount of fringe benefits listed on the wage determination for the applicable classification. If the Administrator determines that a different practice prevails for the applicable apprentice classification, fringe benefits must be paid in accordance with that determination.

(3) *Apprenticeship ratio.* The allowable ratio of apprentices to journeymen on the job site in any craft classification must not be greater than the ratio permitted to the contractor as to the entire work force under the registered program or the ratio applicable to the locality of the project pursuant to paragraph 4.a.(4) of this section. Any worker listed on a payroll at an apprentice wage rate, who is not registered or otherwise employed as stated in paragraph 4.a.(1) of this section, must be paid not less than the applicable wage rate on the wage determination for the classification of work actually performed. In addition, any apprentice performing work on the job site in excess of the ratio permitted under this section must be paid not less than the applicable wage rate on the wage determination for the work actually performed.

(4) *Reciprocity of ratios and wage rates.* Where a contractor is performing construction on a project in a locality other than the locality in which its program is registered, the ratios and wage rates (expressed in percentages of the journeyworker's hourly rate) applicable within the locality in which the construction is being performed must be observed. If there is no applicable ratio or wage rate for the locality of the project, the ratio and wage rate specified in the contractor's registered program must be observed.

b. *Equal employment opportunity.* The use of apprentices and journeymen under this part must be in conformity with



the equal employment opportunity requirements of Executive Order 11246, as amended, and [29 CFR part 30](#).

c. Apprentices and Trainees (programs of the U.S. DOT).

Apprentices and trainees working under apprenticeship and skill training programs which have been certified by the Secretary of Transportation as promoting EEO in connection with Federal-aid highway construction programs are not subject to the requirements of paragraph 4 of this Section IV. 23 CFR 230.111(e)(2). The straight time hourly wage rates for apprentices and trainees under such programs will be established by the particular programs. The ratio of apprentices and trainees to journeymen shall not be greater than permitted by the terms of the particular program.

**5. Compliance with Copeland Act requirements.** The contractor shall comply with the requirements of 29 CFR part 3, which are incorporated by reference in this contract as provided in 29 CFR 5.5.

**6. Subcontracts.** The contractor or subcontractor must insert FHWA-1273 in any subcontracts, along with the applicable wage determination(s) and such other clauses or contract modifications as the contracting agency may by appropriate instructions require, and a clause requiring the subcontractors to include these clauses and wage determination(s) in any lower tier subcontracts. The prime contractor is responsible for the compliance by any subcontractor or lower tier subcontractor with all the contract clauses in this section. In the event of any violations of these clauses, the prime contractor and any subcontractor(s) responsible will be liable for any unpaid wages and monetary relief, including interest from the date of the underpayment or loss, due to any workers of lower-tier subcontractors, and may be subject to debarment, as appropriate. 29 CFR 5.5.

**7. Contract termination: debarment.** A breach of the contract clauses in 29 CFR 5.5 may be grounds for termination of the contract, and for debarment as a contractor and a subcontractor as provided in 29 CFR 5.12.

**8. Compliance with Davis-Bacon and Related Act requirements.** All rulings and interpretations of the Davis-Bacon and Related Acts contained in 29 CFR parts 1, 3, and 5 are herein incorporated by reference in this contract as provided in 29 CFR 5.5.

**9. Disputes concerning labor standards.** As provided in 29 CFR 5.5, disputes arising out of the labor standards provisions of this contract shall not be subject to the general disputes clause of this contract. Such disputes shall be resolved in accordance with the procedures of the Department of Labor set forth in 29 CFR parts 5, 6, and 7. Disputes within the meaning of this clause include disputes between the contractor (or any of its subcontractors) and the contracting agency, the U.S. Department of Labor, or the employees or their representatives.

**10. Certification of eligibility.** a. By entering into this contract, the contractor certifies that neither it nor any person or firm who has an interest in the contractor's firm is a person or firm ineligible to be awarded Government contracts by virtue of [40 U.S.C. 3144\(b\)](#) or § 5.12(a).

b. No part of this contract shall be subcontracted to any person or firm ineligible for award of a Government contract by virtue of [40 U.S.C. 3144\(b\)](#) or § 5.12(a).

c. The penalty for making false statements is prescribed in the U.S. Code, Title 18 Crimes and Criminal Procedure, [18 U.S.C. 1001](#).

**11. Anti-retaliation.** It is unlawful for any person to discharge, demote, intimidate, threaten, restrain, coerce, blacklist, harass, or in any other manner discriminate against, or to cause any person to discharge, demote, intimidate, threaten, restrain, coerce, blacklist, harass, or in any other manner discriminate against, any worker or job applicant for:

a. Notifying any contractor of any conduct which the worker reasonably believes constitutes a violation of the DBA, Related Acts, this part, or [29 CFR part 1](#) or [3](#);

b. Filing any complaint, initiating or causing to be initiated any proceeding, or otherwise asserting or seeking to assert on behalf of themselves or others any right or protection under the DBA, Related Acts, this part, or [29 CFR part 1](#) or [3](#);

c. Cooperating in any investigation or other compliance action, or testifying in any proceeding under the DBA, Related Acts, this part, or [29 CFR part 1](#) or [3](#); or

d. Informing any other person about their rights under the DBA, Related Acts, this part, or [29 CFR part 1](#) or [3](#).

## V. CONTRACT WORK HOURS AND SAFETY STANDARDS ACT

Pursuant to 29 CFR 5.5(b), the following clauses apply to any Federal-aid construction contract in an amount in excess of \$100,000 and subject to the overtime provisions of the Contract Work Hours and Safety Standards Act. These clauses shall be inserted in addition to the clauses required by 29 CFR 5.5(a) or 29 CFR 4.6. As used in this paragraph, the terms laborers and mechanics include watchpersons and guards.

**1. Overtime requirements.** No contractor or subcontractor contracting for any part of the contract work which may require or involve the employment of laborers or mechanics shall require or permit any such laborer or mechanic in any workweek in which he or she is employed on such work to work in excess of forty hours in such workweek unless such laborer or mechanic receives compensation at a rate not less than one and one-half times the basic rate of pay for all hours worked in excess of forty hours in such workweek. 29 CFR 5.5.

**2. Violation; liability for unpaid wages; liquidated damages.** In the event of any violation of the clause set forth in paragraph 1. of this section the contractor and any subcontractor responsible therefor shall be liable for the unpaid wages and interest from the date of the underpayment. In addition, such contractor and subcontractor shall be liable to the United States (in the case of work done under contract for the District of Columbia or a territory, to such District or to such territory), for liquidated damages. Such liquidated damages shall be computed with respect to each individual laborer or

mechanic, including watchpersons and guards, employed in violation of the clause set forth in paragraph 1. of this section, in the sum currently provided in 29 CFR 5.5(b)(2)\* for each calendar day on which such individual was required or permitted to work in excess of the standard workweek of forty hours without payment of the overtime wages required by the clause set forth in paragraph 1. of this section.

\* \$31 as of January 15, 2023 (See 88 FR 88 FR 2210) as may be adjusted annually by the Department of Labor, pursuant to the Federal Civil Penalties Inflation Adjustment Act of 1990.

### 3. Withholding for unpaid wages and liquidated damages

a. *Withholding process.* The FHWA or the contracting agency may, upon its own action, or must, upon written request of an authorized representative of the Department of Labor, withhold or cause to be withheld from the contractor so much of the accrued payments or advances as may be considered necessary to satisfy the liabilities of the prime contractor or any subcontractor for any unpaid wages; monetary relief, including interest; and liquidated damages required by the clauses set forth in this section on this contract, any other Federal contract with the same prime contractor, or any other federally assisted contract subject to the Contract Work Hours and Safety Standards Act that is held by the same prime contractor (as defined in § 5.2). The necessary funds may be withheld from the contractor under this contract, any other Federal contract with the same prime contractor, or any other federally assisted contract that is subject to the Contract Work Hours and Safety Standards Act and is held by the same prime contractor, regardless of whether the other contract was awarded or assisted by the same agency, and such funds may be used to satisfy the contractor liability for which the funds were withheld.

b. *Priority to withheld funds.* The Department has priority to funds withheld or to be withheld in accordance with Section IV paragraph 2.a. or paragraph 3.a. of this section, or both, over claims to those funds by:

- (1) A contractor's surety(ies), including without limitation performance bond sureties and payment bond sureties;
- (2) A contracting agency for its procurement costs;
- (3) A trustee(s) (either a court-appointed trustee or a U.S. trustee, or both) in bankruptcy of a contractor, or a contractor's bankruptcy estate;
- (4) A contractor's assignee(s);
- (5) A contractor's successor(s); or
- (6) A claim asserted under the Prompt Payment Act, [31 U.S.C. 3901](#)–3907.

**4. Subcontracts.** The contractor or subcontractor must insert in any subcontracts the clauses set forth in paragraphs 1. through 5. of this section and a clause requiring the subcontractors to include these clauses in any lower tier subcontracts. The prime contractor is responsible for compliance by any subcontractor or lower tier subcontractor with the clauses set forth in paragraphs 1. through 5. In the

event of any violations of these clauses, the prime contractor and any subcontractor(s) responsible will be liable for any unpaid wages and monetary relief, including interest from the date of the underpayment or loss, due to any workers of lower-tier subcontractors, and associated liquidated damages and may be subject to debarment, as appropriate.

**5. Anti-retaliation.** It is unlawful for any person to discharge, demote, intimidate, threaten, restrain, coerce, blacklist, harass, or in any other manner discriminate against, or to cause any person to discharge, demote, intimidate, threaten, restrain, coerce, blacklist, harass, or in any other manner discriminate against, any worker or job applicant for:

a. Notifying any contractor of any conduct which the worker reasonably believes constitutes a violation of the Contract Work Hours and Safety Standards Act (CWHSSA) or its implementing regulations in this part;

b. Filing any complaint, initiating or causing to be initiated any proceeding, or otherwise asserting or seeking to assert on behalf of themselves or others any right or protection under CWHSSA or this part;

c. Cooperating in any investigation or other compliance action, or testifying in any proceeding under CWHSSA or this part; or

d. Informing any other person about their rights under CWHSSA or this part.

## VI. SUBLETTING OR ASSIGNING THE CONTRACT

This provision is applicable to all Federal-aid construction contracts on the National Highway System pursuant to 23 CFR 635.116.

1. The contractor shall perform with its own organization contract work amounting to not less than 30 percent (or a greater percentage if specified elsewhere in the contract) of the total original contract price, excluding any specialty items designated by the contracting agency. Specialty items may be performed by subcontract and the amount of any such specialty items performed may be deducted from the total original contract price before computing the amount of work required to be performed by the contractor's own organization (23 CFR 635.116).

a. The term "perform work with its own organization" in paragraph 1 of Section VI refers to workers employed or leased by the prime contractor, and equipment owned or rented by the prime contractor, with or without operators. Such term does not include employees or equipment of a subcontractor or lower tier subcontractor, agents of the prime contractor, or any other assignees. The term may include payments for the costs of hiring leased employees from an employee leasing firm meeting all relevant Federal and State regulatory requirements. Leased employees may only be included in this term if the prime contractor meets all of the following conditions: (based on longstanding interpretation)

(1) the prime contractor maintains control over the supervision of the day-to-day activities of the leased employees;

(2) the prime contractor remains responsible for the quality of the work of the leased employees;

- (3) the prime contractor retains all power to accept or exclude individual employees from work on the project; and
- (4) the prime contractor remains ultimately responsible for the payment of predetermined minimum wages, the submission of payrolls, statements of compliance and all other Federal regulatory requirements.

b. "Specialty Items" shall be construed to be limited to work that requires highly specialized knowledge, abilities, or equipment not ordinarily available in the type of contracting organizations qualified and expected to bid or propose on the contract as a whole and in general are to be limited to minor components of the overall contract. 23 CFR 635.102.

2. Pursuant to 23 CFR 635.116(a), the contract amount upon which the requirements set forth in paragraph (1) of Section VI is computed includes the cost of material and manufactured products which are to be purchased or produced by the contractor under the contract provisions.

3. Pursuant to 23 CFR 635.116(c), the contractor shall furnish (a) a competent superintendent or supervisor who is employed by the firm, has full authority to direct performance of the work in accordance with the contract requirements, and is in charge of all construction operations (regardless of who performs the work) and (b) such other of its own organizational resources (supervision, management, and engineering services) as the contracting officer determines is necessary to assure the performance of the contract.

4. No portion of the contract shall be sublet, assigned or otherwise disposed of except with the written consent of the contracting officer, or authorized representative, and such consent when given shall not be construed to relieve the contractor of any responsibility for the fulfillment of the contract. Written consent will be given only after the contracting agency has assured that each subcontract is evidenced in writing and that it contains all pertinent provisions and requirements of the prime contract. (based on long-standing interpretation of 23 CFR 635.116).

5. The 30-percent self-performance requirement of paragraph (1) is not applicable to design-build contracts; however, contracting agencies may establish their own self-performance requirements. 23 CFR 635.116(d).

## **VII. SAFETY: ACCIDENT PREVENTION**

This provision is applicable to all Federal-aid construction contracts and to all related subcontracts.

1. In the performance of this contract the contractor shall comply with all applicable Federal, State, and local laws governing safety, health, and sanitation (23 CFR Part 635). The contractor shall provide all safeguards, safety devices and protective equipment and take any other needed actions as it determines, or as the contracting officer may determine, to be reasonably necessary to protect the life and health of employees on the job and the safety of the public and to protect property in connection with the performance of the work covered by the contract. 23 CFR 635.108.

2. It is a condition of this contract, and shall be made a condition of each subcontract, which the contractor enters into pursuant to this contract, that the contractor and any subcontractor shall not permit any employee, in performance of the contract, to work in surroundings or under conditions which are unsanitary, hazardous or dangerous to his/her health or safety, as determined under construction safety and

health standards (29 CFR Part 1926) promulgated by the Secretary of Labor, in accordance with Section 107 of the Contract Work Hours and Safety Standards Act (40 U.S.C. 3704). 29 CFR 1926.10.

3. Pursuant to 29 CFR 1926.3, it is a condition of this contract that the Secretary of Labor or authorized representative thereof, shall have right of entry to any site of contract performance to inspect or investigate the matter of compliance with the construction safety and health standards and to carry out the duties of the Secretary under Section 107 of the Contract Work Hours and Safety Standards Act (40 U.S.C. 3704).

## **VIII. FALSE STATEMENTS CONCERNING HIGHWAY PROJECTS**

This provision is applicable to all Federal-aid construction contracts and to all related subcontracts.

In order to assure high quality and durable construction in conformity with approved plans and specifications and a high degree of reliability on statements and representations made by engineers, contractors, suppliers, and workers on Federal-aid highway projects, it is essential that all persons concerned with the project perform their functions as carefully, thoroughly, and honestly as possible. Willful falsification, distortion, or misrepresentation with respect to any facts related to the project is a violation of Federal law. To prevent any misunderstanding regarding the seriousness of these and similar acts, Form FHWA-1022 shall be posted on each Federal-aid highway project (23 CFR Part 635) in one or more places where it is readily available to all persons concerned with the project:

18 U.S.C. 1020 reads as follows:

"Whoever, being an officer, agent, or employee of the United States, or of any State or Territory, or whoever, whether a person, association, firm, or corporation, knowingly makes any false statement, false representation, or false report as to the character, quality, quantity, or cost of the material used or to be used, or the quantity or quality of the work performed or to be performed, or the cost thereof in connection with the submission of plans, maps, specifications, contracts, or costs of construction on any highway or related project submitted for approval to the Secretary of Transportation; or

Whoever knowingly makes any false statement, false representation, false report or false claim with respect to the character, quality, quantity, or cost of any work performed or to be performed, or materials furnished or to be furnished, in connection with the construction of any highway or related project approved by the Secretary of Transportation; or

Whoever knowingly makes any false statement or false representation as to material fact in any statement, certificate, or report submitted pursuant to provisions of the Federal-aid Roads Act approved July 11, 1916, (39 Stat. 355), as amended and supplemented;

Shall be fined under this title or imprisoned not more than 5 years or both."

**IX. IMPLEMENTATION OF CLEAN AIR ACT AND FEDERAL WATER POLLUTION CONTROL ACT (42 U.S.C. 7606; 2 CFR 200.88; EO 11738)**

This provision is applicable to all Federal-aid construction contracts in excess of \$150,000 and to all related subcontracts. 48 CFR 2.101; 2 CFR 200.327.

By submission of this bid/proposal or the execution of this contract or subcontract, as appropriate, the bidder, proposer, Federal-aid construction contractor, subcontractor, supplier, or vendor agrees to comply with all applicable standards, orders or regulations issued pursuant to the Clean Air Act (42 U.S.C. 7401-7671q) and the Federal Water Pollution Control Act, as amended (33 U.S.C. 1251-1387). Violations must be reported to the Federal Highway Administration and the Regional Office of the Environmental Protection Agency. 2 CFR Part 200, Appendix II.

The contractor agrees to include or cause to be included the requirements of this Section in every subcontract, and further agrees to take such action as the contracting agency may direct as a means of enforcing such requirements. 2 CFR 200.327.

**X. CERTIFICATION REGARDING DEBARMENT, SUSPENSION, INELIGIBILITY AND VOLUNTARY EXCLUSION**

This provision is applicable to all Federal-aid construction contracts, design-build contracts, subcontracts, lower-tier subcontracts, purchase orders, lease agreements, consultant contracts or any other covered transaction requiring FHWA approval or that is estimated to cost \$25,000 or more – as defined in 2 CFR Parts 180 and 1200. 2 CFR 180.220 and 1200.220.

**1. Instructions for Certification – First Tier Participants:**

a. By signing and submitting this proposal, the prospective first tier participant is providing the certification set out below.

b. The inability of a person to provide the certification set out below will not necessarily result in denial of participation in this covered transaction. The prospective first tier participant shall submit an explanation of why it cannot provide the certification set out below. The certification or explanation will be considered in connection with the department or agency's determination whether to enter into this transaction. However, failure of the prospective first tier participant to furnish a certification or an explanation shall disqualify such a person from participation in this transaction. 2 CFR 180.320.

c. The certification in this clause is a material representation of fact upon which reliance was placed when the contracting agency determined to enter into this transaction. If it is later determined that the prospective participant knowingly rendered an erroneous certification, in addition to other remedies available to the Federal Government, the contracting agency may terminate this transaction for cause of default. 2 CFR 180.325.

d. The prospective first tier participant shall provide immediate written notice to the contracting agency to whom this proposal is submitted if any time the prospective first tier participant learns that its certification was erroneous when submitted or has become erroneous by reason of changed circumstances. 2 CFR 180.345 and 180.350.

e. The terms "covered transaction," "debarred," "suspended," "ineligible," "participant," "person," "principal," and "voluntarily excluded," as used in this clause, are defined in 2 CFR Parts 180, Subpart I, 180.900-180.1020, and 1200. "First Tier Covered Transactions" refers to any covered transaction between a recipient or subrecipient of Federal funds and a participant (such as the prime or general contract). "Lower Tier Covered Transactions" refers to any covered transaction under a First Tier Covered Transaction (such as subcontracts). "First Tier Participant" refers to the participant who has entered into a covered transaction with a recipient or subrecipient of Federal funds (such as the prime or general contractor). "Lower Tier Participant" refers any participant who has entered into a covered transaction with a First Tier Participant or other Lower Tier Participants (such as subcontractors and suppliers).

f. The prospective first tier participant agrees by submitting this proposal that, should the proposed covered transaction be entered into, it shall not knowingly enter into any lower tier covered transaction with a person who is debarred, suspended, declared ineligible, or voluntarily excluded from participation in this covered transaction, unless authorized by the department or agency entering into this transaction. 2 CFR 180.330.

g. The prospective first tier participant further agrees by submitting this proposal that it will include the clause titled "Certification Regarding Debarment, Suspension, Ineligibility and Voluntary Exclusion-Lower Tier Covered Transactions," provided by the department or contracting agency, entering into this covered transaction, without modification, in all lower tier covered transactions and in all solicitations for lower tier covered transactions exceeding the \$25,000 threshold. 2 CFR 180.220 and 180.300.

h. A participant in a covered transaction may rely upon a certification of a prospective participant in a lower tier covered transaction that is not debarred, suspended, ineligible, or voluntarily excluded from the covered transaction, unless it knows that the certification is erroneous. 2 CFR 180.300; 180.320, and 180.325. A participant is responsible for ensuring that its principals are not suspended, debarred, or otherwise ineligible to participate in covered transactions. 2 CFR 180.335. To verify the eligibility of its principals, as well as the eligibility of any lower tier prospective participants, each participant may, but is not required to, check the System for Award Management website (<https://www.sam.gov>). 2 CFR 180.300, 180.320, and 180.325.

i. Nothing contained in the foregoing shall be construed to require the establishment of a system of records in order to render in good faith the certification required by this clause. The knowledge and information of the prospective participant is not required to exceed that which is normally possessed by a prudent person in the ordinary course of business dealings.

j. Except for transactions authorized under paragraph (f) of these instructions, if a participant in a covered transaction knowingly enters into a lower tier covered transaction with a person who is suspended, debarred, ineligible, or voluntarily excluded from participation in this transaction, in addition to other remedies available to the Federal Government, the department or agency may terminate this transaction for cause or default. 2 CFR 180.325.

\* \* \* \* \*

## **2. Certification Regarding Debarment, Suspension, Ineligibility and Voluntary Exclusion – First Tier Participants:**

a. The prospective first tier participant certifies to the best of its knowledge and belief, that it and its principals:

(1) Are not presently debarred, suspended, proposed for debarment, declared ineligible, or voluntarily excluded from participating in covered transactions by any Federal department or agency, 2 CFR 180.335;.

(2) Have not within a three-year period preceding this proposal been convicted of or had a civil judgment rendered against them for commission of fraud or a criminal offense in connection with obtaining, attempting to obtain, or performing a public (Federal, State, or local) transaction or contract under a public transaction; violation of Federal or State antitrust statutes or commission of embezzlement, theft, forgery, bribery, falsification or destruction of records, making false statements, or receiving stolen property, 2 CFR 180.800;

(3) Are not presently indicted for or otherwise criminally or civilly charged by a governmental entity (Federal, State or local) with commission of any of the offenses enumerated in paragraph (a)(2) of this certification, 2 CFR 180.700 and 180.800; and

(4) Have not within a three-year period preceding this application/proposal had one or more public transactions (Federal, State or local) terminated for cause or default. 2 CFR 180.335(d).

(5) Are not a corporation that has been convicted of a felony violation under any Federal law within the two-year period preceding this proposal (USDOT Order 4200.6 implementing appropriations act requirements); and

(6) Are not a corporation with any unpaid Federal tax liability that has been assessed, for which all judicial and administrative remedies have been exhausted, or have lapsed, and that is not being paid in a timely manner pursuant to an agreement with the authority responsible for collecting the tax liability (USDOT Order 4200.6 implementing appropriations act requirements).

b. Where the prospective participant is unable to certify to any of the statements in this certification, such prospective participant should attach an explanation to this proposal. 2 CFR 180.335 and 180.340.

\* \* \* \* \*

## **3. Instructions for Certification - Lower Tier Participants:**

(Applicable to all subcontracts, purchase orders, and other lower tier transactions requiring prior FHWA approval or estimated to cost \$25,000 or more - 2 CFR Parts 180 and 1200). 2 CFR 180.220 and 1200.220.

a. By signing and submitting this proposal, the prospective lower tier participant is providing the certification set out below.

b. The certification in this clause is a material representation of fact upon which reliance was placed when this transaction was entered into. If it is later determined that the prospective lower tier participant knowingly rendered an erroneous certification, in addition to other remedies available to the Federal Government, the department, or agency with which

this transaction originated may pursue available remedies, including suspension and/or debarment.

c. The prospective lower tier participant shall provide immediate written notice to the person to which this proposal is submitted if at any time the prospective lower tier participant learns that its certification was erroneous by reason of changed circumstances. 2 CFR 180.365.

d. The terms "covered transaction," "debarred," "suspended," "ineligible," "participant," "person," "principal," and "voluntarily excluded," as used in this clause, are defined in 2 CFR Parts 180, Subpart I, 180.900 – 180.1020, and 1200. You may contact the person to which this proposal is submitted for assistance in obtaining a copy of those regulations. "First Tier Covered Transactions" refers to any covered transaction between a recipient or subrecipient of Federal funds and a participant (such as the prime or general contractor). "Lower Tier Covered Transactions" refers to any covered transaction under a First Tier Covered Transaction (such as subcontracts). "First Tier Participant" refers to the participant who has entered into a covered transaction with a recipient or subrecipient of Federal funds (such as the prime or general contractor). "Lower Tier Participant" refers any participant who has entered into a covered transaction with a First Tier Participant or other Lower Tier Participants (such as subcontractors and suppliers).

e. The prospective lower tier participant agrees by submitting this proposal that, should the proposed covered transaction be entered into, it shall not knowingly enter into any lower tier covered transaction with a person who is debarred, suspended, declared ineligible, or voluntarily excluded from participation in this covered transaction, unless authorized by the department or agency with which this transaction originated. 2 CFR 1200.220 and 1200.332.

f. The prospective lower tier participant further agrees by submitting this proposal that it will include this clause titled "Certification Regarding Debarment, Suspension, Ineligibility and Voluntary Exclusion-Lower Tier Covered Transaction," without modification, in all lower tier covered transactions and in all solicitations for lower tier covered transactions exceeding the \$25,000 threshold. 2 CFR 180.220 and 1200.220.

g. A participant in a covered transaction may rely upon a certification of a prospective participant in a lower tier covered transaction that is not debarred, suspended, ineligible, or voluntarily excluded from the covered transaction, unless it knows that the certification is erroneous. A participant is responsible for ensuring that its principals are not suspended, debarred, or otherwise ineligible to participate in covered transactions. To verify the eligibility of its principals, as well as the eligibility of any lower tier prospective participants, each participant may, but is not required to, check the System for Award Management website (<https://www.sam.gov>), which is compiled by the General Services Administration. 2 CFR 180.300, 180.320, 180.330, and 180.335.

h. Nothing contained in the foregoing shall be construed to require establishment of a system of records in order to render in good faith the certification required by this clause. The knowledge and information of participant is not required to exceed that which is normally possessed by a prudent person in the ordinary course of business dealings.

i. Except for transactions authorized under paragraph e of these instructions, if a participant in a covered transaction knowingly enters into a lower tier covered transaction with a person who is suspended, debarred, ineligible, or voluntarily



excluded from participation in this transaction, in addition to other remedies available to the Federal Government, the department or agency with which this transaction originated may pursue available remedies, including suspension and/or debarment. 2 CFR 180.325.

\* \* \* \* \*

#### **4. Certification Regarding Debarment, Suspension, Ineligibility and Voluntary Exclusion--Lower Tier Participants:**

a. The prospective lower tier participant certifies, by submission of this proposal, that neither it nor its principals:

(1) is presently debarred, suspended, proposed for debarment, declared ineligible, or voluntarily excluded from participating in covered transactions by any Federal department or agency, 2 CFR 180.355;

(2) is a corporation that has been convicted of a felony violation under any Federal law within the two-year period preceding this proposal (USDOT Order 4200.6 implementing appropriations act requirements); and

(3) is a corporation with any unpaid Federal tax liability that has been assessed, for which all judicial and administrative remedies have been exhausted, or have lapsed, and that is not being paid in a timely manner pursuant to an agreement with the authority responsible for collecting the tax liability. (USDOT Order 4200.6 implementing appropriations act requirements)

b. Where the prospective lower tier participant is unable to certify to any of the statements in this certification, such prospective participant should attach an explanation to this proposal.

\* \* \* \* \*

#### **XI. CERTIFICATION REGARDING USE OF CONTRACT FUNDS FOR LOBBYING**

This provision is applicable to all Federal-aid construction contracts and to all related subcontracts which exceed \$100,000. 49 CFR Part 20, App. A.

1. The prospective participant certifies, by signing and submitting this bid or proposal, to the best of his or her knowledge and belief, that:

a. No Federal appropriated funds have been paid or will be paid, by or on behalf of the undersigned, to any person for influencing or attempting to influence an officer or employee of any Federal agency, a Member of Congress, an officer or employee of Congress, or an employee of a Member of Congress in connection with the awarding of any Federal contract, the making of any Federal grant, the making of any Federal loan, the entering into of any cooperative agreement, and the extension, continuation, renewal, amendment, or modification of any Federal contract, grant, loan, or cooperative agreement.

b. If any funds other than Federal appropriated funds have been paid or will be paid to any person for influencing or attempting to influence an officer or employee of any Federal agency, a Member of Congress, an officer or employee of Congress, or an employee of a Member of Congress in connection with this Federal contract, grant, loan, or

cooperative agreement, the undersigned shall complete and submit Standard Form-LLL, "Disclosure Form to Report Lobbying," in accordance with its instructions.

2. This certification is a material representation of fact upon which reliance was placed when this transaction was made or entered into. Submission of this certification is a prerequisite for making or entering into this transaction imposed by 31 U.S.C. 1352. Any person who fails to file the required certification shall be subject to a civil penalty of not less than \$10,000 and not more than \$100,000 for each such failure.

3. The prospective participant also agrees by submitting its bid or proposal that the participant shall require that the language of this certification be included in all lower tier subcontracts, which exceed \$100,000 and that all such recipients shall certify and disclose accordingly.

#### **XII. USE OF UNITED STATES-FLAG VESSELS:**

This provision is applicable to all Federal-aid construction contracts, design-build contracts, subcontracts, lower-tier subcontracts, purchase orders, lease agreements, or any other covered transaction. 46 CFR Part 381.

This requirement applies to material or equipment that is acquired for a specific Federal-aid highway project. 46 CFR 381.7. It is not applicable to goods or materials that come into inventories independent of an FHWA funded-contract.

When oceanic shipments (or shipments across the Great Lakes) are necessary for materials or equipment acquired for a specific Federal-aid construction project, the bidder, proposer, contractor, subcontractor, or vendor agrees:

1. To utilize privately owned United States-flag commercial vessels to ship at least 50 percent of the gross tonnage (computed separately for dry bulk carriers, dry cargo liners, and tankers) involved, whenever shipping any equipment, material, or commodities pursuant to this contract, to the extent such vessels are available at fair and reasonable rates for United States-flag commercial vessels. 46 CFR 381.7.

2. To furnish within 20 days following the date of loading for shipments originating within the United States or within 30 working days following the date of loading for shipments originating outside the United States, a legible copy of a rated, 'on-board' commercial ocean bill-of-lading in English for each shipment of cargo described in paragraph (b)(1) of this section to both the Contracting Officer (through the prime contractor in the case of subcontractor bills-of-lading) and to the Office of Cargo and Commercial Sealift (MAR-620), Maritime Administration, Washington, DC 20590. (MARAD requires copies of the ocean carrier's (master) bills of lading, certified onboard, dated, with rates and charges. These bills of lading may contain business sensitive information and therefore may be submitted directly to MARAD by the Ocean Transportation Intermediary on behalf of the contractor). 46 CFR 381.7.

**ATTACHMENT A - EMPLOYMENT AND MATERIALS  
PREFERENCE FOR APPALACHIAN DEVELOPMENT HIGHWAY  
SYSTEM OR APPALACHIAN LOCAL ACCESS**

**ROAD CONTRACTS** (23 CFR 633, Subpart B, Appendix B)

This provision is applicable to all Federal-aid projects funded under the Appalachian Regional Development Act of 1965.

1. During the performance of this contract, the contractor undertaking to do work which is, or reasonably may be, done as on-site work, shall give preference to qualified persons who regularly reside in the labor area as designated by the DOL wherein the contract work is situated, or the subregion, or the Appalachian counties of the State wherein the contract work is situated, except:

a. To the extent that qualified persons regularly residing in the area are not available.

b. For the reasonable needs of the contractor to employ supervisory or specially experienced personnel necessary to assure an efficient execution of the contract work.

c. For the obligation of the contractor to offer employment to present or former employees as the result of a lawful collective bargaining contract, provided that the number of nonresident persons employed under this subparagraph (1c) shall not exceed 20 percent of the total number of employees employed by the contractor on the contract work, except as provided in subparagraph (4) below.

2. The contractor shall place a job order with the State Employment Service indicating (a) the classifications of the laborers, mechanics and other employees required to perform the contract work, (b) the number of employees required in each classification, (c) the date on which the participant estimates such employees will be required, and (d) any other pertinent information required by the State Employment Service to complete the job order form. The job order may be placed with the State Employment Service in writing or by telephone. If during the course of the contract work, the information submitted by the contractor in the original job order is substantially modified, the participant shall promptly notify the State Employment Service.

3. The contractor shall give full consideration to all qualified job applicants referred to him by the State Employment Service. The contractor is not required to grant employment to any job applicants who, in his opinion, are not qualified to perform the classification of work required.

4. If, within one week following the placing of a job order by the contractor with the State Employment Service, the State Employment Service is unable to refer any qualified job applicants to the contractor, or less than the number requested, the State Employment Service will forward a certificate to the contractor indicating the unavailability of applicants. Such certificate shall be made a part of the contractor's permanent project records. Upon receipt of this certificate, the contractor may employ persons who do not normally reside in the labor area to fill positions covered by the certificate, notwithstanding the provisions of subparagraph (1c) above.

5. The provisions of 23 CFR 633.207(e) allow the contracting agency to provide a contractual preference for the use of mineral resource materials native to the Appalachian region.

6. The contractor shall include the provisions of Sections 1 through 4 of this Attachment A in every subcontract for work which is, or reasonably may be, done as on-site work.