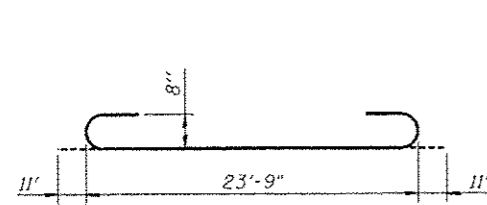
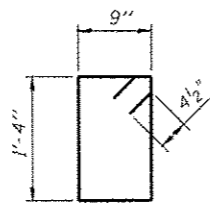


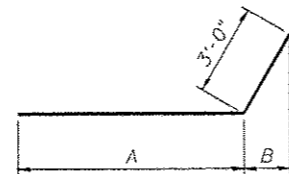
PHOEBE NESTING
SITE DETAILS
(Downstream End Only)



BAR a₁

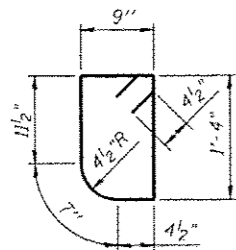


BAR s

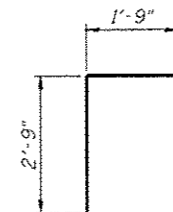


BARS h₄ THRU h₇

Bar	A	B
h ₄	5'-0"	1'-3 5/8"
h ₅	5'-0"	2'-8 3/8"
h ₆	12'-2"	2'-8 3/8"
h ₇	10'-7"	1'-3 5/8"



BAR s₁



BAR d

BILL OF MATERIAL

Bar	No.	Size	Length	Shape
a	578	#8	23'-9"	—
a ₁	578	#8	25'-7"	⌋
d	58	#4	4'-6"	⌋
h	889	#5	33'-6"	—
h ₂	10	#6	30'-6"	—
h ₃	8	#7	30'-6"	—
h ₄	30	#8	8'-0"	—
h ₅	26	#8	8'-0"	—
h ₆	28	#8	15'-2"	—
h ₇	22	#8	13'-7"	—
s	30	#4	4'-11"	□
s ₁	30	#4	4'-9"	□
v	880	#7	8'-4"	—
v ₁	880	#7	5'-1"	—
v ₂	16	#4	12'-4"	—
Concrete Box Culverts			Cu. Yd.	593.5
Reinforcement Bars			Pound	135,920