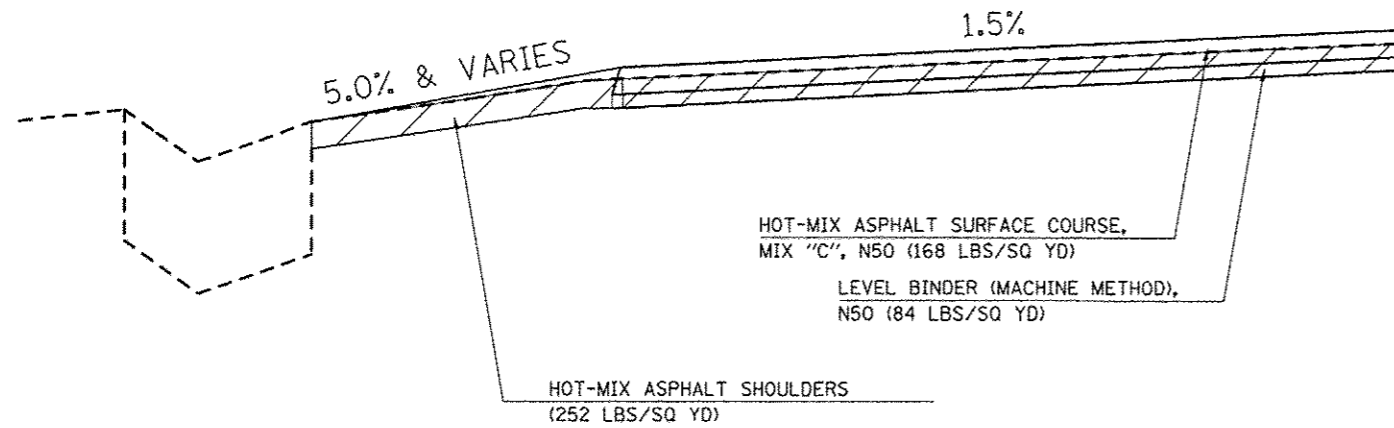


DETAIL OF HMA SURFACE REMOVAL 1-1/2" AT SHOULDERS

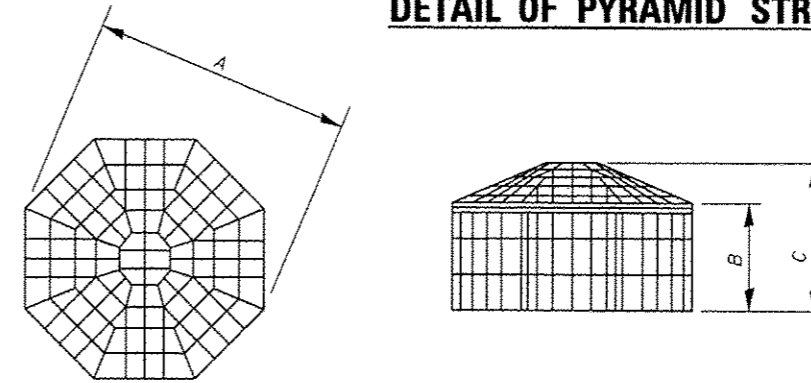
LT. STATION 99+36.86 TO STATION 115+39.66

LT. STATION 231+44.36 TO STATION 250+04.74



HMA SURFACE REMOVAL 1 1/2"

DETAIL OF PYRAMID STRUCTURE



PYRAMID RACKS FOR PLASTIC OR METAL PIPE

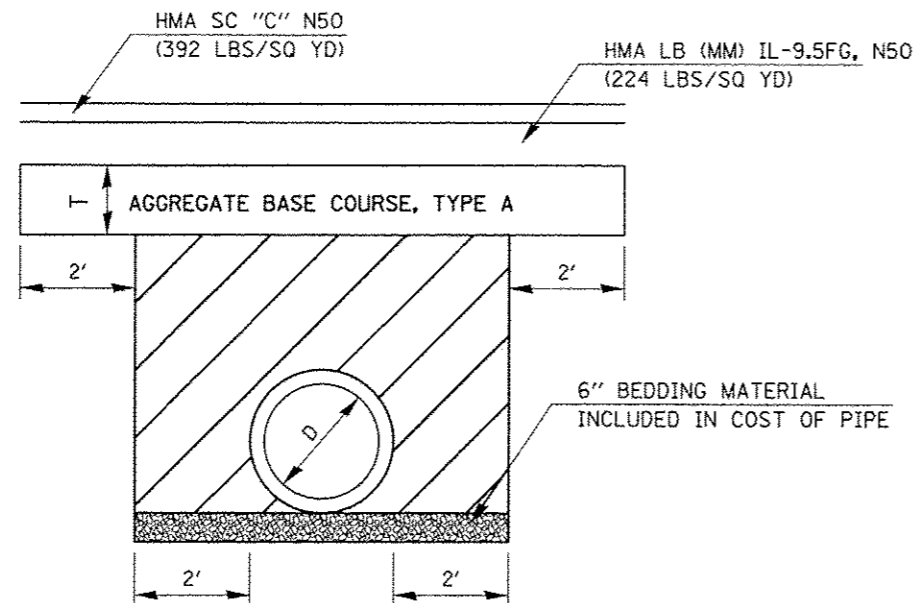
PART NO	CORRUGATED	HDPE	A"	B"	C"
PYDP-24	12, 15, 18	12, 15, 18	33.5	18	21.25
PYDP-36	21, 24, 27, 30	24, 30	43	18	24.75
PYDP-48	33, 36, 42	36, 42	57	18	25.75
PYDP-60	48, 54	48	68.5	18	26
PYDP-72	60, 66	60	84	23.5	33
PYDP-84	72, 78	N/A	94.5	23.5	38
PYDP-96	84, 90, 96	N/A	113	28.5	45

PYRAMID RACKS FOR CONCRETE PIPE

PART NO	PIPE I. D. "	PIPE O. D. "	A"	B"	C"
PYD-24	24	30	33.5	12.5	15.75
PYD-36	36	44	43	12.5	19.25
PYD-48	48	58	57	12.5	20.25
PYD-60	60	72	68.5	12.5	20.5
PYD-72	72	86	84	18	27.5
PYD-84	84	100	94.5	18	32.5
PYD-96	96	114	113	23	39.5

DETAIL OF BACKFILLING FOR AR PIPE CULVERTS A

TR 1900 E STA. 299+03.56, 15" PCC PIPE = 5 CU YDS PGB, T = 8"

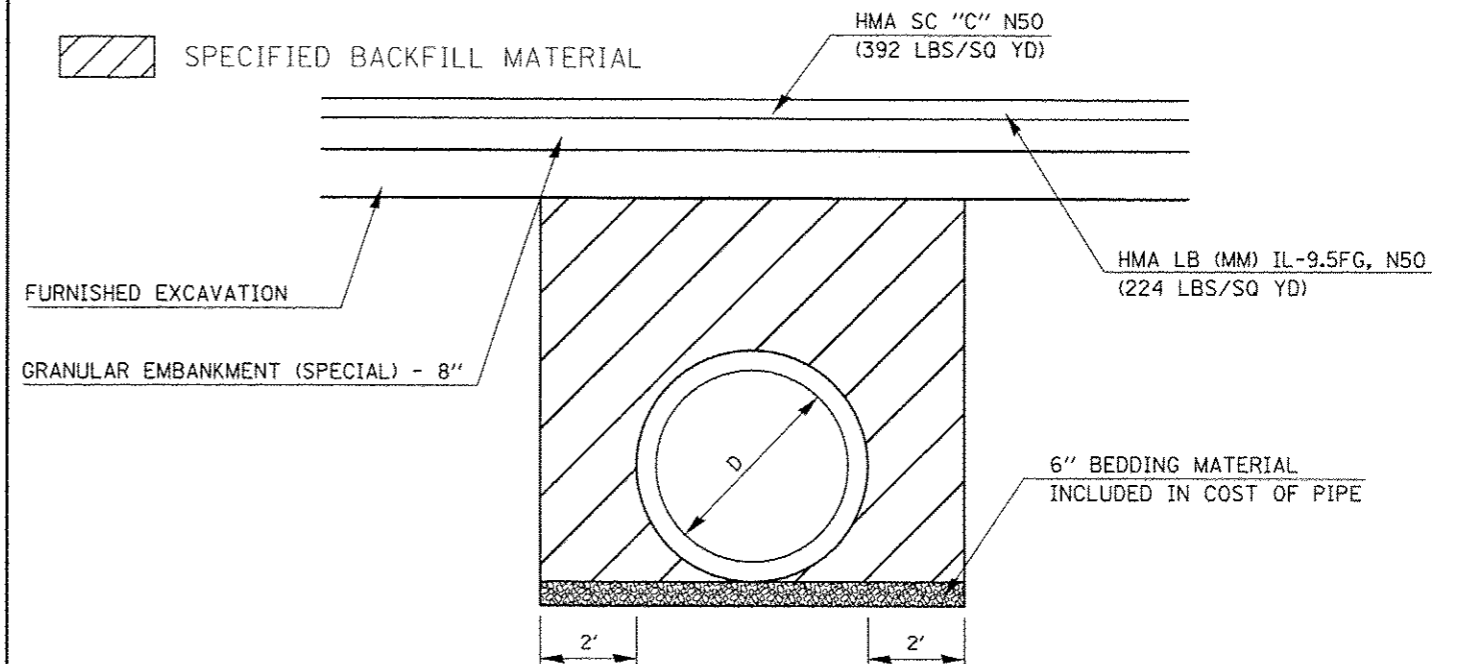


SPECIFIED BACKFILL MATERIAL

DETAIL OF BACKFILLING FOR AR PIPE CULVERTS B

COTTONWOOD DR. STA. 99+50.00, D = 48" PCC PIPE = 62 CU YDS PGB

COTTONWOOD DR. STA. 92+50.00, D = 24" PCC PIPE = 19.5 CU YDS PGB



FILE NAME : c:\pwwork\pvidot\conerlock\0120316\0270663-shc-detail.dgn	USER NAME : conerlock_jd	DESIGNED : JMS	REVISED : -
PLOT SCALE : 48.0000 / 1"	CHECKED : -	DATE : 050611	REVISED : -
PLOT DATE : 10/10/2013	DATE : 050611	REVISED : -	REVISED : -

STATE OF ILLINOIS
DEPARTMENT OF TRANSPORTATION

MISC. DETAILS

SCALE: SHEET NO. 1 OF 1 SHEETS STA. TO STA.

F.A.U. RTE.	SECTION	COUNTY	TOTAL SHEETS	SHEET NO.
• F.A.U. 7152 & F.A.S. 1512	(2X,3)RS-3 & 2RS-4	CHAMPAIGN	551	248
[ILLINOIS] FED. AID PROJECT				