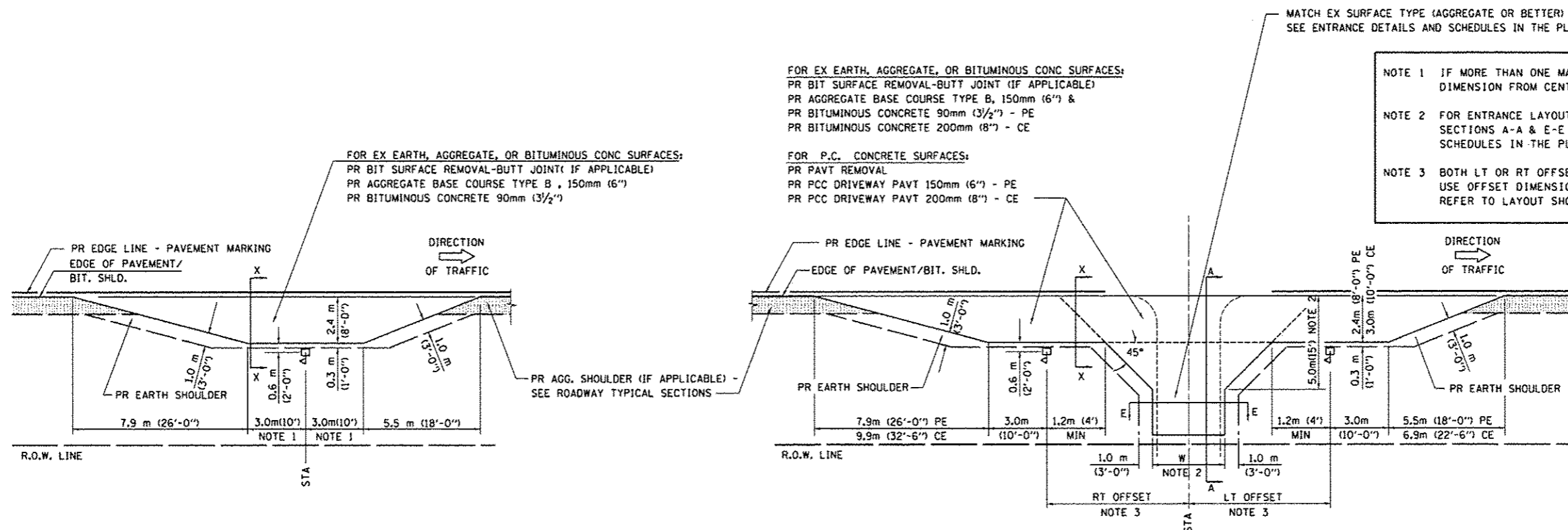


F.A.S. RTE.	SECTION	COUNTY	TOTAL SHEETS	SHEET NO.
1597	14 (W, RS-7)	ADAMS/PIKE	152	66
STA.		TO STA.		
FED. ROAD DIST. NO. 6 ILLINOIS FED. AID PROJECT				

DETAILS OF MAILBOX TURNOUTS



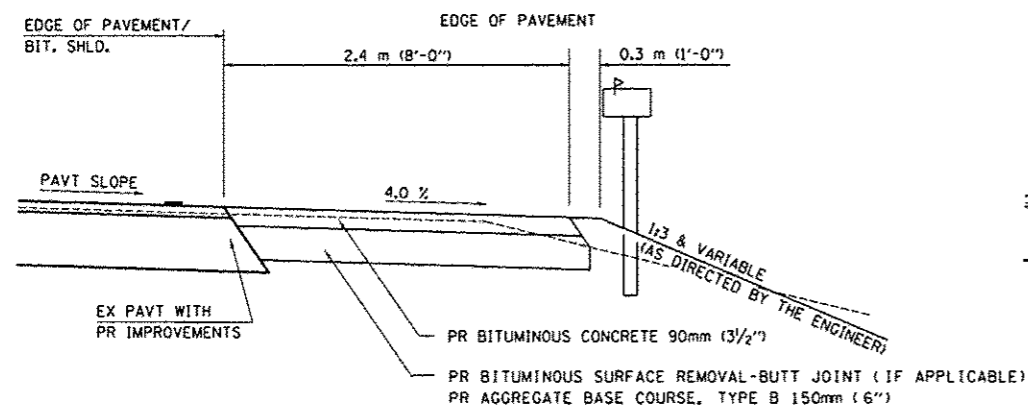
PLAN - MAILBOX TURNOUTS

PLAN - COMBINED MAILBOX TURNOUT WITH TRAILING OR LEADING ENTRANCE

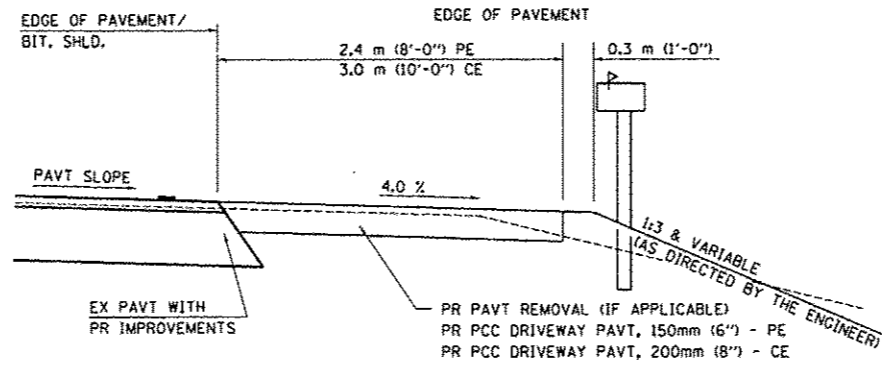
FOR EX EARTH, AGGREGATE, OR BITUMINOUS CONC SURFACES:
 PR BIT SURFACE REMOVAL-BUTT JOINT (IF APPLICABLE)
 PR AGGREGATE BASE COURSE TYPE B, 150mm (6") &
 PR BITUMINOUS CONCRETE 90mm (3 1/2") - PE
 PR BITUMINOUS CONCRETE 200mm (8") - CE

FOR P.C. CONCRETE SURFACES:
 PR PAVT REMOVAL
 PR PCC DRIVEWAY PAVT 150mm (6") - PE
 PR PCC DRIVEWAY PAVT 200mm (8") - CE

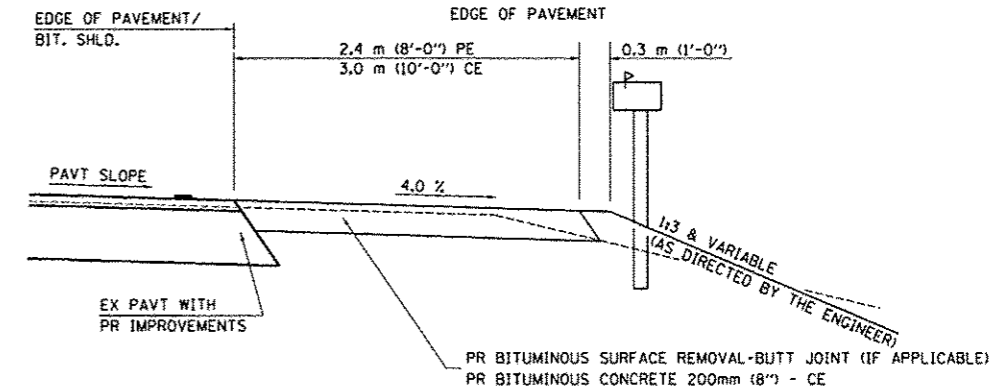
- NOTE 1 IF MORE THAN ONE MAILBOX IS PRESENT, DIMENSION FROM CENTER OF END MAILBOX.
- NOTE 2 FOR ENTRANCE LAYOUT DIMENSIONS AND SECTIONS A-A & E-E REFER TO THE SCHEDULES IN THE PLANS.
- NOTE 3 BOTH LT OR RT OFFSETS FOR MAILBOX SHOWN USE OFFSET DIMENSION PER SCHEDULE AND REFER TO LAYOUT SHOWN ON THE PLAN.



SECTION X-X THRU MAILBOX TURNOUT ALSO APPLIES TO MAILBOX TURNOUTS COMBINED WITH EX EARTH, AGGREGATE, OR BITUMINOUS PE & FE



SECTION X-X THRU MAILBOX TURNOUT COMBINED WITH EX CONC PE OR CE



SECTION X-X THRU MAILBOX TURNOUT COMBINED WITH EX EARTH, AGGREGATE, OR BITUMINOUS CE

Z:\V\2010\11-18-01\12.11-05 Pico Co to IL-57\MSV8\Design\37-58-detail.dgn 8/15/2013 4:02:21

REVISIONS	
NAME	DATE
JCN	2/19/03

SHEET 2 OF 2

ILLINOIS DEPARTMENT OF TRANSPORTATION
 DISTRICT SIX
 DETAILS FOR RURAL / URBAN
 ENTRANCE & MAILBOX TURNOUT
 W / O CONCRETE GUTTER
 (3R - PROJECTS)

SCALE: VERT. _____
 HORIZ. _____

DATE: FEBRUARY 23, 1999

DRAWN BY: CADD
 CHECKED BY: JCN