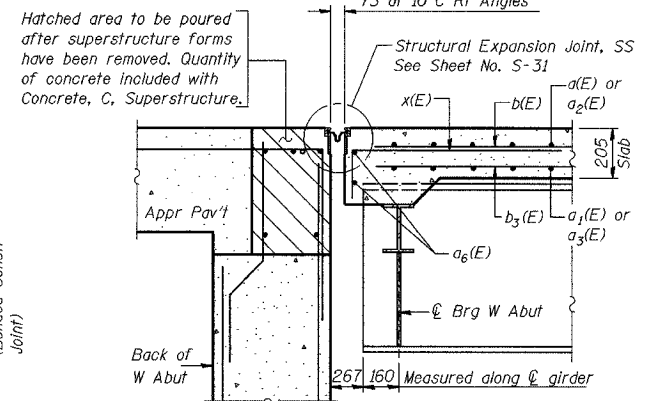
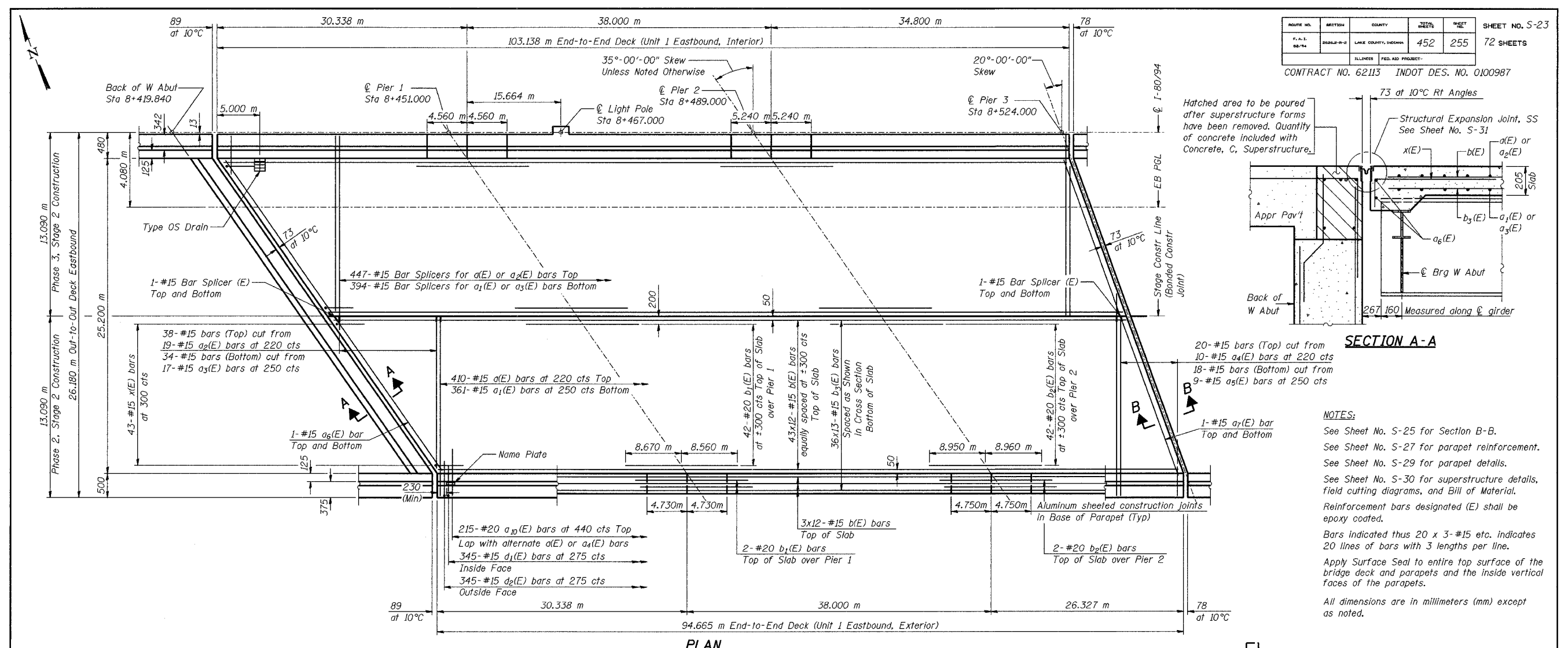


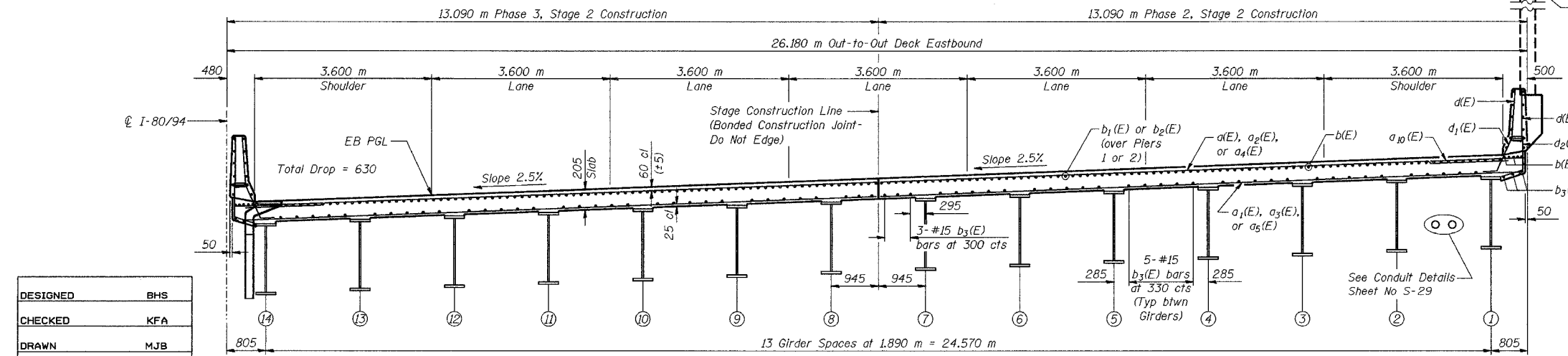
ROUTE NO.	SECTION	COUNTY	SHEET NO.	SHEET	SHEET NO. S-23
F.A.I. 80/94	2626.2-R-1	LAKE COUNTY, INDIANA	452	255	72 SHEETS
ILLINOIS		FED. AID PROJECT			

CONTRACT NO. 62113 INDOT DES. NO. 0100987



SECTION A-A

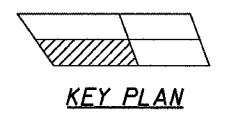
NOTES:
 See Sheet No. S-25 for Section B-B.
 See Sheet No. S-27 for parapet reinforcement.
 See Sheet No. S-29 for parapet details.
 See Sheet No. S-30 for superstructure details, field cutting diagrams, and Bill of Material.
 Reinforcement bars designated (E) shall be epoxy coated.
 Bars indicated thus 20 x 3-#15 etc. indicates 20 lines of bars with 3 lengths per line.
 Apply Surface Seal to entire top surface of the bridge deck and parapets and the inside vertical faces of the parapets.
 All dimensions are in millimeters (mm) except as noted.



CROSS SECTION (Looking East)

PHASE 3 FOR INFORMATION ONLY

DESIGNED	BHS
CHECKED	KFA
DRAWN	MJB
CHECKED	GSP



MINIMUM BAR LAPS
 #15 = 640

ILLINOIS DEPARTMENT OF TRANSPORTATION
 F.A.I. ROUTE 80/94 (BORMAN EXPRESSWAY)
 OVER LITTLE CALUMET RIVER & N.I.C.T.D. R.O.W.

DECK PLAN - UNIT 1 EASTBOUND
 SECTION 2626.2-R-1
 LAKE COUNTY, INDIANA
 STATION 8+470.000
 STRUCTURE NO. I-80-1-8460 (EB & WB)
 DATE 07/04 (016-1003 & 016-1004)

